

Conference Edition

China 2030

Conference Edition

China 2030

Building a Modern, Harmonious, and
Creative High-Income Society

The World Bank

Development Research Center of the
State Council, the People's Republic of China



The World Bank

© 2012 International Bank for Reconstruction and Development /
International Development Association or The World Bank

1818 H Street NW
Washington DC 20433
Telephone: 202-473-1000
Internet: www.worldbank.org

This volume is a product of the staff of The World Bank and the Development Research Center of the State Council of the People's Republic of China. The findings, interpretations, and conclusions expressed in this volume do not necessarily reflect the views of The World Bank, its Board of Executive Directors, or the governments they represent.

The World Bank does not guarantee the accuracy of the data included in this work. The boundaries, colors, denominations, and other information shown on any map in this work do not imply any judgment on the part of The World Bank concerning the legal status of any territory or the endorsement or acceptance of such boundaries.

This conference edition presents a work in progress to encourage the exchange of ideas about development issues. The text is not final and is not for citation. Part II of this conference edition, comprised of five supporting reports, has not been edited.

Contents

<i>Foreword</i>	vii
<i>Acknowledgments</i>	ix
<i>Background to This Research</i>	xiii
<i>Executive Summary</i>	xv
<i>Abbreviations</i>	xix

Part I Overview

China 2030: Building a Modern, Harmonious, and Creative High-Income Society	3
1 China's Path: 1978–2030	4
2 A New Development Strategy for 2030	15
3 Structural Reforms for a Market-Based Economy with Sound Foundations	25
4 Increasing the Pace of Innovation	34
5 Seizing the Opportunity of Green Development	39
6 Equal Opportunity and Basic Security for All	46
7 Strengthening the Fiscal System and Aligning It with the Evolving Role of Government	55
8 Achieving Mutually Beneficial Relations with the Rest of World	60
9 Overcoming Obstacles to Implementing Reforms	65

Part II Supporting Reports

1	China: Structural Reforms for a Modern, Harmonious, Creative High-Income Society	77
2	China’s Growth through Technological Convergence and Innovation	161
3	Seizing the Opportunity of Green Development in China	229
4	Equality of Opportunity and Basic Security for All	293
5	Reaching “Win-Win” Solutions with the Rest of the World	391

Foreword

China's economic performance over the past 30 years has been remarkable. It is a unique development success story, providing valuable lessons for other countries seeking to emulate this success—lessons about the importance of adapting to local initiative and inter-regional competition; integrating with the world; adjusting to new technologies; building world-class infrastructure; and investing heavily in its people.

In the next 15 to 20 years, China is well-positioned to join the ranks of the world's high-income countries. China's policy makers are already focused on how to change the country's growth strategy to respond to the new challenges that will come, and avoid the "middle income trap." That is clearly reflected in both the 11th and 12th Five Year Plans, with their focus on quality of growth, structural reforms to harness innovation and economic efficiency, and social inclusion to overcome the rural-urban divide and the income equality gap.

The idea behind this study was developed in 2010, at the celebrations for the 30th anniversary of the China–World Bank partnership. To commemorate that milestone, President Zoellick proposed to Chinese leaders to work jointly on identifying and analyzing China's medium-term development challenges looking forward to 2030.

Together, China and the World Bank would conduct research drawing on lessons from international experience as well as China's own successful development record, and prepare a strategic framework for reforms that could assist China's policy making as well as guide future China–World Bank relations. China's state leaders welcomed and supported the proposal.

This report, *China 2030: Building a Modern, Harmonious, and Creative High-Income Society*, represents the results of that work. The research was organized jointly by China's Ministry of Finance (MOF), the Development Research Center of the State Council (DRC), and the World Bank. The report was written and produced by a joint team from DRC and the World Bank who worked together as equal partners. The team held numerous workshops, prepared several studies and background papers, and forged common ideas as well as bonds of friendship and mutual respect. A preliminary report was discussed at a high-level international conference held on September 3, 2011, at which many Chinese and international experts provided helpful comments and guidance. This volume builds on these comments and further work commissioned by the team.

The report is based on the strong conviction that China has the potential to become

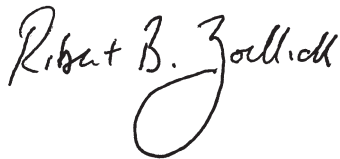
a modern, harmonious, and creative high-income society by 2030.

In order to reach that objective, however, China must change its policy and institutional framework. China's next phase of development will need to build on its considerable strengths—high savings, plentiful and increasingly skilled labor, and the potential for further urbanization—and capitalize on external opportunities that include continued globalization, the rapid growth of other emerging economies, and promising new technologies. At the same time, China will need to address a number of significant challenges and risks, such as an aging society, rising inequality, a large and growing environmental deficit, and stubborn external imbalances.

The report proposes six strategic directions for China's new development strategy. First, rethinking the role of the state and the private sector to encourage increased competition in the economy. Second, encouraging

innovation and adopting an open innovation system with links to global research and development networks. Third, looking to green development as a significant new growth opportunity. Fourth, promoting equality of opportunity and social protection for all. Fifth, strengthening the fiscal system and improving fiscal sustainability. Sixth, ensuring that China, as an international stakeholder, continues its integration with global markets.

Using the 12th Five Year Plan as a starting point, and the six strategic directions as a policy framework, this report lays out a time frame for and sequencing of reforms that can take China toward its vision for 2030. We hope that it can provide a practical guide to help China's policy makers successfully navigate this next phase of China's development journey. We also hope that it will mark the beginning of another period of fruitful partnership between China and the World Bank.



Robert B. Zoellick
President
The World Bank Group



LI Wei
President
Development Research Center
of the State Council, P.R.C.

Acknowledgments

This research was organized jointly by China's Ministry of Finance (MOF), the Development Research Center of the State Council (DRC), and the World Bank. The report was prepared by a World Bank and DRC joint team, led by DRC Vice Minister Shijin Liu, World Bank Country Director for China and Mongolia Klaus Rohland, and World Bank Chief Economist for East Asia and the Pacific Region Vikram Nehru.

President Robert B. Zoellick of the World Bank, Minister Xuren Xie of MOF, and Ministers Wei Li and He Liu of DRC provided valuable guidance and strong support throughout. A Chinese internal steering committee comprising former Minister of DRC Yutai Zhang, Vice Minister of the Ministry of Finance (MOF) Yong Li, Vice Minister of DRC Shijin Liu, Director-General of DRC's General Office Junkuo Zhang, Director-General of the International Department of MOF Xiaosong Zheng, and Deputy Director-General of the International Department of MOF Shixin Chen, and a World Bank internal steering committee comprising Sri Mulyani Indrawati, Lars Thunell, Justin Yifu Lin, Otaviano Canuto, Joachim von Amsberg, James Adams, and Klaus Rohland, guided this research.

The overview report was prepared by a joint team led by Shijin Liu, Klaus Rohland

and Vikram Nehru, and comprising Junkuo Zhang, Yongzhi Hou, Guoqiang Long, Shiji Gao, Yongsheng Zhang, Sen Gong, Wenkui Zhang, Pei-Lin Liu, and Changsheng Chen from DRC, and Ardo Hansson, Shahid Yusuf, Carter Brandon, Philip O'Keefe, and Hans Timmer from the World Bank. The joint team is grateful to David Bulman, Aart Kraay, and Antonio Ollero for analytical support and background papers. Yukon Huang, advisor to the World Bank team, as well as members of the Chinese Advisory Board comprising Jinglian Wu, Bin Xia, Fei Feng, Wei Lv, and Yanfeng Ge provided helpful advice and suggestions. The team benefited greatly from comments by peer reviewers Pieter Bottelier, Bert Hoffman, and Barry Naughton. The team is also grateful for comments from Fang Cai, Yuanzheng Cao, Yoon Je Cho, Evan Feigenbaum, Shuqing Guo, Motoshige Ito, David Lampton, Lawrence Lau, Jiange Li, Peilin Li, Dwight Perkins, Il SaKong, Pingping Wang, Yiming Wang, Fuzhan Xie, Shanda Xu, Lan Xue, Weimin Yang, Linda Yueh, and Yuyan Zhang. Most of those comments were received at an international conference organized by MOF, DRC, and the World Bank in Beijing on September 3, 2011.

The five supporting reports were prepared under the overall guidance of Shijin Liu, Klaus Rohland, and Vikram Nehru.

The supporting report on structural reforms was prepared by a joint team led by Wenkui Zhang (DRC) and Ardo Hansson (World Bank) and included Jianwu He, Louis Kuijs, Ulrich Schmitt, Jun Wang, Anbo Xiang, and Min Zhao. Critical guidance, inputs, and advice were provided by Daofu Chen, Jianwu He, Shouying Liu, Hongri Ni, Jianing Wei, and Chenghui Zhang (all DRC), and by Robert Cull, Asli Demirguc-Kunt, Juan Feng, Yukon Huang, Guo Li, Haocong Ren, Tunc Uyanik, Xiaoli Wan, Ying Wang, and Luan Zhao (all World Bank). The report builds on new background papers or notes prepared by Ehtisham Ahmad (consultant, fiscal policy), David Bulman (consultant) and Aart Kraay (World Bank, economic growth), Yoon Je Cho (consultant, financial sector), Andrew Hilton and Paul Munro-Faure (Food and Agriculture Organization, land), Hironori Kawauchi (World Bank, Japan), Chul Ju Kim (World Bank, Korea), Ping Li (Landesa, land), and Wenkui Zhang and Anbo Xiang (DRC, enterprise sector). The team benefited from useful discussions and comments from (in alphabetic order by surnames) Carter Brandon, Loren Brandt, Nigel Chalk (IMF), Shixin Chen (MOF), Klaus Deininger, Peiyong Gao (CASS), Sudarshan Gooptu, James Hanson (consultant), Ede Ijjasz-Vasquez, Kang Jia (Institute for Fiscal Sciences), Il Hounng Lee, Lili Liu, Shangxi Liu, Xiaofan Liu, Millard Long, Philip O’Keefe, Thomas Rawski, Elaine Sun, Eric Thun, Rogier van den Brink, Dimitri Vittas, Yan Wang, Li Xu, Shanda Xu, Chunlin Zhang, and Zhuoyuan Zhang. In preparing the report, the team was ably supported by Jianqing Chen, Yan Wang, and Shanshan Ye.

The supporting report on social development was prepared by a joint team led by Sen Gong (DRC) and Philip O’Keefe (World Bank) and comprising Dewen Wang (World Bank) and Liejun Wang (DRC). The team also included Jin Song (World Bank), and Changsheng Chen, Yang Su, and Dong Yu (DRC). Director-General of DRC’s social development research department, Yanfeng

Ge, provided constructive comments for the report. It benefited from background papers by Carl Mason and Quilin Chen (social spending modelling); Toomas Palu (primary health care); Sen Gong and Dong Yu (citizen participation); Liejun Wang and Sen Gong (doctor and teacher pay), Scott Rozelle (human capital); Kin Bing Wu, Christine Boscardin, and Peter Goldschmidt (education); Fang Cai, Yang Du, and Meiyang Wang (labor market overview, and labor market institutions); John Giles, Dewen Wang, and Wei Cai (labor supply and retirement); Dewen Wang and Philip O’Keefe (hukou); Sen Gong and Liejun Wang (hukou) John Giles and Dewen Wang (social security); and Laurie Joshua (aged care). The team also benefited from comments from Tamar Manuelyan-Atinc, Arup Banerji, Eduardo Velez Bustillo, Fang Cai, Gong Chen, Ariel Fiszbein, Gerard La Forgia, Emmanuel Jimenez, John Langenbrunner, Peilin Li, Xiaoyan Liang, Albert Park, Hainan Su, Adam Wagstaff, Liping Xiao, Xiaoqing Yu, Li Zhang, and Bingwen Zheng. The team is grateful to the Korea Development Institute and Japan-China Economic Association for making arrangements for DRC study tours in Korea and Japan respectively, and to local Development Research Centers of Chengdu and Nanjing, and the Hangzhou Government for joint field visits and meetings. Finally, the team is grateful for assistance in preparing the document from Limei Sun and Tao Su.

The supporting report on innovation was prepared by a joint team led by Shiji Gao of DRC, and Shahid Yusuf of the World Bank and comprising Zhiyan Sun, Jietang Tian, Xiaowei Xuan and Yongwei Zhang from DRC, and Luan Zhao, Lopamudra Chakraborti, and Rory Birmingham from the World Bank. We thank Hamid Alavi, Cong Cao, Mark Dutz, Xin Fang, Zhijian Hu, Gary Jefferson, Jamil Salmi, Changlin Wang, Chunfa Wang, Jun Wang, Lan Xue, and Chunlin Zhang for their most helpful comments and suggestions. In addition, Jingyue Huang and Bo Lv prepared some of the background company case studies.

The supporting report on green development was prepared by a joint team led by Yongsheng Zhang of DRC and Carter Brandon of the World Bank and comprising Ede Ijjasz, Kirk Hamilton, and Chris Sall (World Bank) and Shouying Liu, Xiaowei Xuan, Yongwei Zhang, Xiaoming Wang, Jianwu He, and Jianjun Dai (DRC). This report also benefited from background papers by Xiaodong Wang, Noureddine Berrah (clean energy); Victor Vergara, Zhi Liu, Wanli Fang, Holly Krambeck, Axel Baeumler, Meskerem Brhane, and Andrew Saltzberg (urban development); Lee Travers, Sudipto Sarkar, and Paul Kriss (water); Sina Johannes (pollution and waste); Luc Christiaensen (agriculture); Katrina Brandon (natural resource management); Urvashi Narain and Gordon Hughes (adapting to a changing climate); Kirk Hamilton and Maryla Maliszewska (simulating a carbon price for China); and Chris Sall (China's future green export markets, and using urban quality of life indices to evaluate government performance). Additional comments and guidance from World Bank colleagues were provided by Andrew Steer, Ken Chomitz, and Michael Toman (peer reviewers), and Gailius Draugelis, Marianne Fay, Kathryn Funk, Marea Hatziolos, Dan Hoornweg, Vijay Jagannathan, Abed Khalil, Paul Kriss, Xiaokai Li, Magda Lovei, Gayane Minasyan, John Roome, Stefanie Sieber, Xuemen Wang, and Yanning Wang. Comments from DRC and other reviewers were provided by Zhigang Chen, Fei Feng, Ross Garnaut, Stephen Howes, Carlo Jarger, Kejun Jiang, Nick Johnstone, Frank Jotze, Hongri Ni, Jiahua Pan, Ye Qi, Heling Shi, Fangfang Tang, Simon Upton, Jinzhao Wang, Yi Wang, Yiming Wei, Ming Xu, Qian Ye, and Xinye Zheng. Zijing Niu and Hua Zhu (World Bank), Jianpeng Chen and Haiqin Wang (DRC) provided excellent support throughout.

The supporting report on China and the global economy was prepared by a joint team led by Guoqiang Long of DRC and Hans Timmer of the World Bank and comprising Dilek Aykut, Charles Blitzer, Deborah Brautigam, Allen Dennis, Jin

Fang (cross-border investment), Jianwu He (growth prospects), Gang Lv (foreign trade), Maryla Maliszewska, Aaditya Mattoo, Francis Ng, William Shaw (main author), Dominique van der Mensbrugge, Lucio Vinhas de Souza, Hongqing Xu (foreign aid), and Liping Zhang (opening of the financial sector and internationalization of RMB). Jin Fang helped coordinate the revision for this supporting report. Yongsheng Zhang provided important suggestions on climate change issues. We thank Jiyao Bi, Qisheng Lai, Hong Song, Youfu Xia, Xiangchen Zhang, and Xiaoji Zhang for their helpful comments and suggestions. Excellent data work and other inputs were provided by Yueqing Jia, Sergio Andres Kurlat, Jose Alejandro Quijada, and Sachin Shahria. The team also benefited from excellent support provided by Maria Hazel Macadangang and Rosalie Marie Lourdes Singson.

Pei-Lin Liu, Changsheng Chen, Wei Xu, Xian Zhuo and Ting Shao thoroughly reviewed and proofread the Chinese version of the overview report and all supporting reports under the guidance and with personal involvement of Shijin Liu.

Coordination teams led by Yongzhi Hou, Shixin Chen, Elaine Sun, and Shiji Gao and comprising Chunquan Yin, Wei Wang, Licheng Yao, Weijie Liu, Jiangnan Qian, Yanning Wang, Yunzhong Liu, Zhiyan Sun, Xian Zhuo, Guangqin Luo, and Li Li provided strong support for the successful completion of the study. Chunquan Yin helped organize a series of important meetings, while Yi Li, Lihui Liu, Hao Dong, Hui Han, and Li Zhu helped in communications, coordination, and other ad-hoc tasks. Tianshu Chen of the World Bank served as interpreter at innumerable meetings, participated in the translation of the report, and organized and coordinated the translation work. The World Bank's Elaine Sun, Kathryn Funk, and Li Li managed coordination and production of the English edition. The team is grateful to Patricia Katayama and Susan Graham of the World Bank's Office of the Publisher for the editing and layout of the English conference edition. The

International Department of MOF, the General Office and International Department of DRC, and the World Bank provided support in organizing numerous conferences, discussion meetings, small seminars, and international field study trips throughout this research.

This research also benefited enormously from comments and suggestions from Chinese ministries and local governments, including Ministry of Foreign Affairs, National Development and Reform Commission, Ministry of Education, Ministry of Science and Technology, Ministry of Industry and Information Technology, Ministry of Public Security, Ministry of Civil Affairs, Ministry of Human Resources and Social Security, Ministry of Land and Resources, Ministry of Environmental Protection,

Ministry of Housing and Urban-Rural Development, Ministry of Agriculture, Ministry of Commerce, Ministry of Health, National Population and Family Planning Commission, The People's Bank of China, State-owned Assets Supervision and Administration Commission, State Administration of Taxation, National Bureau of Statistics, State Intellectual Property Office, China Banking Regulatory Commission, National Council for Social Security Fund, National Energy Administration, State Administration of Foreign Experts Affairs, as well as governments of Beijing, Jilin, Heilongjiang, Shanghai, Jiangsu, Anhui, Henan, Guangdong, Chongqing, Shaanxi, Gansu, and Xinjiang Uygur Autonomous Region. The joint research team is grateful for all their comments and suggestions.

Background to This Research

This research was conducted by a joint research team with experts from the World Bank and China, the first time such research has been conducted in the history of cooperation between the two. The research was organized by China's Ministry of Finance, the Development Research Center of the State Council (DRC), and the World Bank. The research work and report writing was undertaken by a joint team from the World Bank and the DRC.

The joint team formally launched the research at its first working-level seminar held at Fragrant Hills in Beijing on November 23–26, 2010. The seminar set the vision of the research as building a modern, harmonious, and creative high-income society in China by 2030. Five research groups were established to study the subjects of *structural reforms, innovation, green growth, social development, as well as China and the world*. Over the following year, Chinese and foreign experts wrote background reports and jointly held a dozen seminars. The experts from the World Bank and the DRC also held working-level seminars, conducted interviews and field research in relevant government agencies, cities, rural areas, and enterprises in China, and visited countries like Indonesia, Republic of Korea, and the Philippines. After finishing the first draft of the research report, the team solicited opinions from many experts. At a

high-level international seminar held at the Diaoyutai State Guesthouse, both renowned domestic and international experts as well as leaders of China's government departments and high ranking executives of China's enterprises commented on the draft and raised many critical and constructive ideas. The team also asked for opinions and suggestions of relevant central government departments and local governments during different phases of the project. The team revised the report in line with these comments and suggestions and held a series of special seminars to address some prominent issues. The final report managed to reflect many of these diverse views, but without losing its focus and realism.

Needless to say, the research was challenging. This was the first time that joint research was conducted by experts from the World Bank and China, who approached issues from different vantage points, held beliefs shaped by different experiences, and used different ways of organization and coordination. Moreover, China's challenge over the next two decades will be nothing short of historic—taking 1.3 billion people from middle-to high-income status with the backdrop of an ongoing global financial crisis. While the research was more difficult than expected, it was always stimulating and occasionally fun. It was a good opportunity for sharing

knowledge and experience, conducting joint analysis, and learning from Chinese and international experts of different persuasions. The research was a relentless process of identifying and discussing problems, deepening understanding, and attempting to bring forward creative ideas. Second, all members of the team approached the work with an open mind, and solicited opinions and suggestions from experts inside and outside China to push the discussions forward. Hours of

debate helped in converging viewpoints and developing a common understanding. Finally, shared objectives and mutual respect between the Chinese and World Bank experts, their professionalism, and their effective collaboration ensured that the research work went smoothly. Hopefully, experience from this research will pave the way for more cooperative undertakings between China and the World Bank in the future.

Executive Summary

By any standard, China's economic performance over the last three decades has been impressive. GDP growth averaged 10 percent a year, and over 500 million people were lifted out of poverty. China is now the world's largest exporter and manufacturer, and its second largest economy.

Even if growth moderates, China is likely to become a high-income economy and the world's largest economy before 2030, notwithstanding the fact that its per capita income would still be a fraction of the average in advanced economies.

But two questions arise. Can China's growth rate still be among the highest in the world even if it slows from its current pace? And can it maintain this rapid growth with little disruption to the world, the environment, and the fabric of its own society?

This report answers both questions in the affirmative, without downplaying the risks. By 2030, China has the potential to be a modern, harmonious, and creative high-income society. But achieving this objective will not be easy. To seize its opportunities, meet its many challenges, and realize its development vision for 2030, China needs to implement a new development strategy in its next phase of development. The reforms that launched China on its current growth trajectory were inspired by Deng Xiaoping who played an important role in building consensus for a

fundamental shift in the country's strategy. After more than 30 years of rapid growth, China has reached another turning point in its development path when a second strategic, and no less fundamental, shift is called for. The 12th Five Year Plan provides an excellent start. This report combines its key elements to design a longer-term strategy that extends to 2030. More importantly, it focuses on the "how," not just the "what." Six important messages emerge from the analysis:

First, implement structural reforms to strengthen the foundations for a market-based economy by redefining the role of government, reforming and restructuring state enterprises and banks, developing the private sector, promoting competition, and deepening reforms in the land, labor, and financial markets. As an economy approaches the technology frontier and exhausts the potential for acquiring and applying technology from abroad, the role of the government and its relationship to markets and the private sector need to change fundamentally. While providing relatively fewer "tangible" public goods and services directly, the government will need to provide more intangible public goods and services like systems, rules, and policies, which increase production efficiency, promote competition, facilitate specialization, enhance the efficiency

of resource allocation, protect the environment, and reduce risks and uncertainties.

In the enterprise sector, the focus will need to be further reforms of state enterprises (including measures to recalibrate the role of public resources, introduce modern corporate governance practices including separating ownership from management, and implement gradual ownership diversification where necessary), private sector development and fewer barriers to entry and exit, and increased competition in all sectors, including in strategic and pillar industries. In the financial sector, it would require commercializing the banking system, gradually allowing interest rates to be set by market forces, deepening the capital market, and developing the legal and supervisory infrastructure to ensure financial stability and build the credible foundations for the internationalization of China's financial sector. In the labor market, China needs to accelerate phased reforms of the *hukou* system to ensure that by 2030 Chinese workers can move in response to market signals. It also needs to introduce measures to increase labor force participation rates, rethink wage policy, and use social security instruments (pensions, health, and unemployment insurance) that are portable nationwide. Finally, rural land markets need to be overhauled to protect farmer rights and increase efficiency of land use, and policies for acquisition of rural land for urban use must be thoroughly overhauled to prevent urban sprawl, reduce local government dependency on land-related revenues, and address a frequent cause of complaint from farmers.

Second, accelerate the pace of innovation and create an open innovation system in which competitive pressures encourage Chinese firms to engage in product and process innovation not only through their own research and development but also by participating in global research and development networks. China has already introduced a range of initiatives in establishing a research and development infrastructure and is far ahead of most other developing countries. Its priority going forward is to increase the quality of research and development, rather than just quantity. To achieve this, policy makers

will need to focus on: increasing the technical and cognitive skills of university graduates and building a few world-class research universities with strong links to industry; fostering “innovative cities” that bring together high-quality talent, knowledge networks, dynamic firms, and learning institutions, and allow them to interact without restriction; and increasing the availability of patient risk capital for startup private firms.

Third, seize the opportunity to “go green” through a mix of market incentives, regulations, public investments, industrial policy, and institutional development. Encouraging green development and increased efficiency of resource use is expected to not only improve the level of well-being and sustain rapid growth, but also address China's manifold environmental challenges. The intention is to encourage new investments in a range of low-pollution, energy- and resource-efficient industries that would lead to greener development, spur investments in related upstream and downstream manufacturing and services, and build international competitive advantage in a global sunrise industry. These policies have the potential to succeed, given China's many advantages—its large market size that will allow rapid scaling up of successful technologies to achieve economies of scale and reduced unit costs, a high investment rate that will permit rapid replacement of old, inefficient, and environmentally damaging capital stock; its growing and dynamic private sector that will respond to new signals from government, provided it gets access to adequate levels of finance; and a relatively well-developed research and development infrastructure that can be harnessed to reach and then expand the “green” technology frontier.

Fourth, expand opportunities and promote social security for all by facilitating equal access to jobs, finance, quality social services, and portable social security. These policies will be critical in reversing rising inequality, helping households manage employment-, health-, and age-related risks, and increasing labor mobility. China's relatively high social and economic inequality (some dimensions

of which have been increasing) stems in large part from large rural-urban differences in access to jobs, key public services, and social protection. Reversing this trend requires three coordinated actions: delivering more and better quality public services to underserved rural areas and migrant populations from early childhood to tertiary education institutions and from primary health care to care for the aged; restructuring social security systems to ensure secure social safety nets; and mobilizing all segments of society—public and private, government and social organizations—to share responsibilities in financing, delivering and monitoring the delivery of social services.

Fifth, strengthen the fiscal system by mobilizing additional revenues and ensuring local governments have adequate financing to meet heavy and rising expenditure responsibilities. Many of the reforms proposed in this development strategy—enterprise and financial sector reforms, green development, equality of opportunity for all—have implications for the level and allocation of public expenditures. Over the next two decades, the agenda for strengthening the fiscal system will involve three key dimensions: mobilizing additional fiscal resources to meet rising budgetary demands; reallocating spending toward social and environmental objectives; and ensuring that budgetary resources available at different levels of government (central, provincial, prefectural, county, township, village) are commensurate with expenditure responsibilities. Without appropriate fiscal reforms, many of the other reform elements of the new development strategy would be difficult to move forward.

Sixth, seek mutually beneficial relations with the world by becoming a pro-active stakeholder in the global economy, actively using multilateral institutions and frameworks, and shaping the global governance agenda. China's integration with the global economy served it well over the past three decades. By continuing to intensify its trade, investment, and financial links with the global economy over the next two decades, China

will be able to benefit from further specialization, increased investment opportunities and higher returns to capital, and mutually beneficial flow of ideas and knowledge. As a key stakeholder in the global economy, China must remain pro-active in resuscitating the stalled Doha multilateral trade negotiations, advocate “open regionalism” as a feature of regional trading arrangements, and support a multilateral agreement on investment flows. Integrating the Chinese financial sector with the global financial system, which will involve opening the capital account (among other things), will need to be undertaken steadily and with considerable care, but it will be a key step toward internationalizing the renminbi as a global reserve currency. Finally, China must play a central role in engaging with its partners in multilateral settings to shape the global governance agenda and address pressing global economic issues such as climate change, global financial stability, and a more effective international aid architecture that serves the cause of development in poor nations less fortunate than China.

* * *

These six priority reform areas lay out objectives for the short, medium, and long term, and policy makers need to sequence the reforms within and across these areas appropriately to ensure smooth implementation and to reach desired outcomes. A successful outcome will require strong leadership and commitment, steady implementation with a determined will, coordination across ministries and agencies, and sensitive yet effective management of a consultation process that will ensure public support and participation in the design, implementation, and oversight of the reform process. And since the global economy is entering a dangerous phase and China itself will be transitioning from middle-income to high-income status, the government will need to respond to a variety of risks, shocks, and vulnerabilities as they arise; in doing so, it must hold fast to the principle that policy responses to short-term problems should uphold, not undermine, long-term reform priorities.

Abbreviations

ALTC	Aged and long-term care
CCT	Conditional cash transfer
DRC	Development Research Center of the State Council, the People's Republic of China
ECDE	Early childhood development and education
EU	European Union
FDI	Foreign direct investment
ICT	Information and communication technology
IT	Information technology
OECD	Organisation of Economic Co-operation and Development
PSU	Public service unit
R&D	Research and development
RMB	Renminbi
SAMC	State asset management company
SASAC	State Owned Assets Supervision and Administration Commission
SME	Small and medium enterprise
SOE	State-owned enterprise
TFP	Total factor productivity
WTO	World Trade Organization

Part I

Overview

**China 2030:
Building a Modern, Harmonious, and
Creative High-Income Society**

China 2030: Building a Modern, Harmonious, and Creative High-Income Society

Introduction

From the early 1500s until the early 1800s, China's economy was the world's largest. By 1820, it was one-fifth again as big as Europe's and accounted for a third of world gross domestic product (GDP). But the next two centuries were tumultuous for China. The country experienced catastrophic decline between 1820 and 1950 and then, starting in 1978, meteoric rise (Maddison 2001). Today, China is once again among the largest economies of the world, having overtaken Japan in 2010. Its economy is now second only to that of the United States (third, if the European Union is counted as one economy), and it is the world's largest manufacturer and exporter. The East Asian miracle may have lost some of its luster after the financial crisis of 1997–98, but China's performance continues to impress. Even if China grows a third as slowly in the future compared with its past (6.6 percent a year on average compared with 9.9 percent over the past 30 years), it will become a high-income country sometime before 2030 and outstrip the United States in economic size (its per capita income, however, will still be a fraction of that in advanced countries). If China achieves this milestone, it will have avoided the “middle-income trap” by traversing the seemingly impossible chasm between low-income and high-income status within a generation and a half—a remarkable achievement for any country, let alone one the size of China.

But two questions arise. Can China's growth rate still be among the highest in the world even if it slows from its current pace?

And can it maintain this rapid growth with little disruption to the world, the environment, and the fabric of its own society? We answer “yes” to both, but only if China transitions from policies that served it so well in the past to ones that address the very different challenges of a very different future.

This overview, supported by five underpinning volumes, identifies these challenges of tomorrow, points to key choices ahead, and recommends not just “what” needs to be reformed, but “how” to undertake the reforms. The overview is divided into nine chapters. The first chapter examines the characteristics of China's development since 1978; considers future opportunities, challenges, and risks; and describes a vision of China in the year 2030. The second chapter maps a new strategy that will realize this vision, focusing on the key choices ahead for China to sustain rapid economic and social development and become a modern, harmonious, and creative high-income society before 2030. Chapters 3–8 elaborate on each of the six pillars of the new strategy: consolidating China's market foundations; enhancing innovation; promoting green development; ensuring equality of opportunity and social protection for all; strengthening public finances; and achieving mutually beneficial win-win relations between China and the rest of the world. The ninth and final chapter addresses implementation challenges, including the sequencing of proposed reforms and overcoming obstacles that are likely to emerge.

Chapter 1 China's Path: 1978 to 2030

Unique factors behind China's economic success

Over the past three decades, China's two historic transformations, from a rural, agricultural society to an urban, industrial one, and from a command economy to a market-based one, have combined to yield spectacular results. Not only did economic growth soar, but the poverty rate fell from more than 65 percent to less than 10 percent as some 500 million people were lifted out of poverty, and all the Millennium Development Goals have been reached or are within reach. Although growth rates differed across China, growth was rapid everywhere. Indeed, if mainland China's 31 provinces were regarded as independent economies,¹ they would be among the 32 fastest-growing economies in the world (figure 1). Such rapid growth has been accompanied by many other achievements: for example, 2 of the world's top 10 banks are now Chinese;² 61 Chinese companies are on the Global Fortune 500 list;³ and China is home to the world's second-largest highway network, the world's 3 longest sea bridges, and 6 of the world's 10 largest container ports.⁴ The country has also made large strides in health, education, science, and technology, and is quickly closing the gap on all these fronts with global leaders.

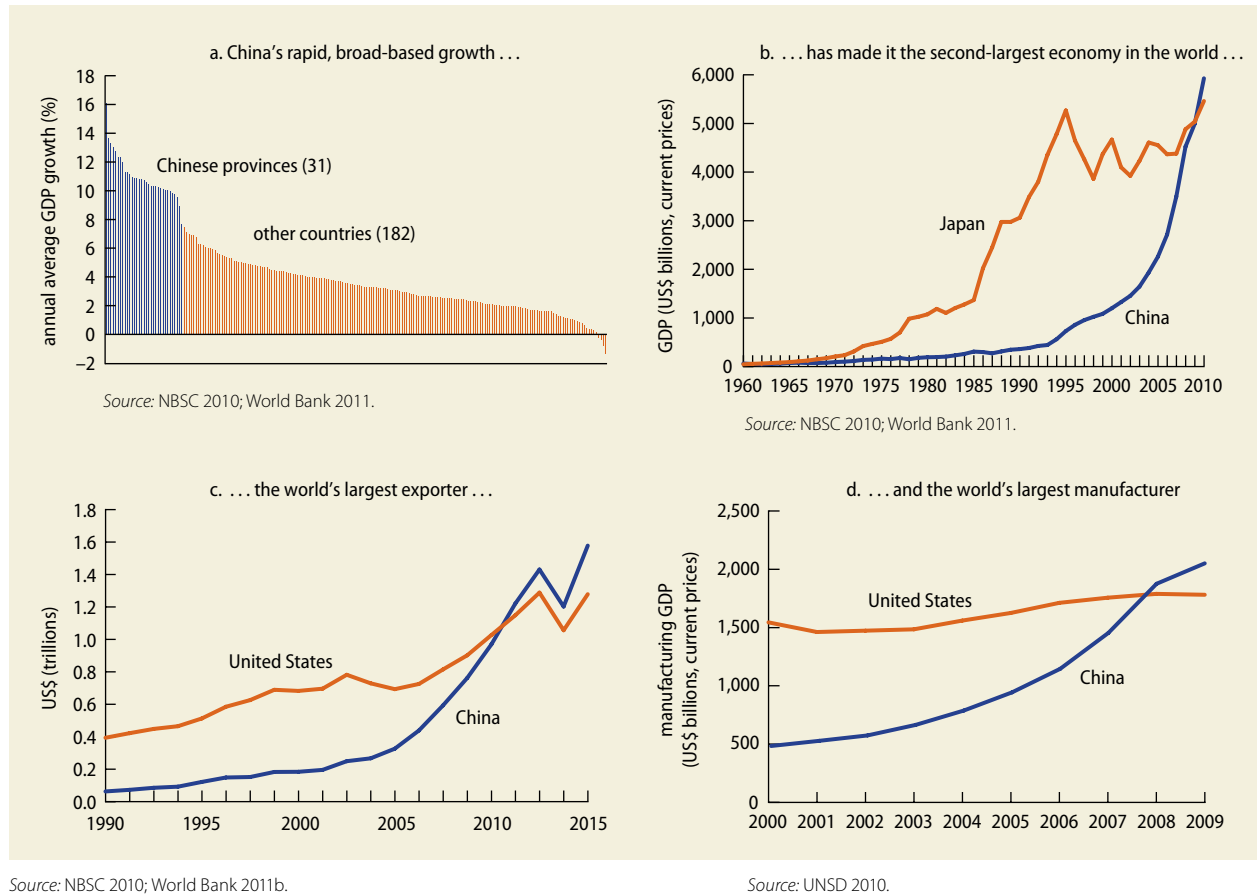
Many unique factors lie behind China's impressive growth record, including the initial conditions of the economy in 1978 that made it particularly ripe for change. The spark came in the form of agricultural reforms, including the household responsibility system that foreshadowed sustained reforms in this and other areas over the next 30 years. To summarize, key features of the reforms included:

Pragmatic and effective market-oriented reforms. China's uniqueness among developing countries is not what it did to achieve success, but how it did it. China adapted a strategy known as "crossing the river by feeling stones," which encouraged local governments to undertake bold pilot experiments.

By introducing market-oriented reforms in a gradual, experimental way and by providing incentives for local governments, the country was able to discover workable transitional institutions at each stage of development. One key feature of these reforms was their "dual-track" nature—supporting state-owned firms in old priority sectors while liberalizing and encouraging the development of private enterprises (Lin 2012). The economy was allowed to "grow out of the plan" until the administered material planning system gradually withered. As a result of continuous and decentralized trial-by-error exploration, institutional arrangements evolved as new and different challenges needed resolution. Indeed, different localities often adopted their own unique institutions tailored to their specific situations.

Balancing growth with social and macroeconomic stability. The difficult economic situation at the start of reforms in 1978 made economic growth an urgent priority. Early reform successes quickly transformed this priority into a national objective that was effectively used to mobilize all quarters of society—individuals and firms as well as local governments—to focus their collective efforts on economic development. The government employed a mix of fiscal, administrative, and employment policies to maintain social stability during a period of rapid economic and structural change. This was no mean achievement, given the need to employ an additional 9 million new entrants into the labor force each year while also absorbing workers affected by policy shifts (such as the 1998 reforms of state-owned enterprises, or SOEs), frictional unemployment, and occasional external economic shocks.

Rapid growth and structural change also presented macroeconomic challenges. The economy experienced occasional bouts of serious inflation, such as in the late 1980s and early 1990s. But macroeconomic stability was effectively restored through a combination of traditional monetary and fiscal policies, as well as administrative means

FIGURE 1 China's impressive economic performance

when necessary. As a result, the authorities were broadly successful in keeping inflation low throughout the period and protecting the rural and urban poor from relative price increases in key necessities.

Interregional competition. China built on its strong local governments at various levels by allowing them to compete in attracting investment, developing infrastructure, and improving the local business environment. Decentralization policies, including fiscal reforms in 1994 (which significantly increased resource transfers from the central government), gave subnational governments the incentives and the resources to aggressively pursue local development objectives. Increased factor mobility meant that resources flowed to jurisdictions most supportive of growth. Finally, China's vast size and regional differences meant that local

governments could experiment with and champion specific reforms suited to their circumstances, while operating within the parameters established by central authorities. Officials were rewarded for delivering key reform goals: growth, foreign direct investment (FDI), employment, and social stability. The resulting competition between local governments and regions was fierce—and became a strong driver of growth—far beyond the expectations of the authorities.

Domestic market integration. A key element of the reforms was the dismantling of regional barriers to the movement of goods, labor, and capital and the establishment of a single national market. Major infrastructure investments connecting regions and the interior to the coast helped. A large and integrated domestic market allowed firms to achieve scale economies, and the large

variation in income levels and consumption patterns across the country gave their products a longer life cycle.

Steady integration with the global economy. With the establishment of special economic zones, Deng Xiaoping's remarks during his famous South China tour, and accession into the World Trade Organization (WTO) as milestones, China expanded and deepened its economic integration with the global economy. This policy reaped large dividends for China, bringing investments, advanced technologies, and managerial expertise; opening the international market for China's goods and services; and giving a boost to China's internal economic reforms. The proximity of Hong Kong SAR, China, and Taiwan, China, helped, as did a large Chinese diaspora dispersed across the globe.

Trends and characteristics at home and abroad in the next two decades

China's reforms, still ongoing, have facilitated regional concentration of activities and captured agglomeration economies in coastal provinces, encouraged mobility of factors and goods across provinces and with the rest of the world, and established a high savings- and investment-led growth process disciplined by the competitive pressures of globalization. Most important, China has avoided economic setbacks: not only did economic growth average nearly 10 percent over more than three decades, it fell measurably below 8 percent only twice. During the recent global financial crisis, China's continued rapid growth was a significant stabilizing force that partly counterbalanced the impact on global economic activity of the downturn and subsequent tepid recovery in the advanced economies.

Will China be able to sustain this performance over the next two decades? Much depends on how the global environment evolves and on the structural forces that are already at work within China. But this much is certain: trends at home and abroad will be very different over the next 20 years

compared with the past 30, not only because China and other emerging markets have fundamentally reshaped the global economy—a trend that was accelerated by the recent global financial crisis—but also because new global challenges and opportunities are emerging that will significantly affect the future trajectory of the world's economies.

Global megatrends

The last three decades saw a supportive global environment that undoubtedly assisted and accommodated China's rapid growth. Key elements included relatively open trade, rising flows of foreign direct investment, steady growth in the world's major markets, sharply declining transport costs, increased intraindustry trade, and the introduction and spread of information and communications technology. While extrapolating linearly from the past may be dangerous, some of these trends are indeed likely to persist.⁵ There is widespread consensus, for example, that in addition to China, other developing countries, especially middle-income emerging markets, will continue to outperform the advanced economies as they have for the past decade. One reason is their continued potential for technological catch-up. The other is continued slow growth in advanced economies owing to deleveraging and the impact of high sovereign debt burdens. By 2030, developing countries are expected to contribute two-thirds of global growth (40 percent, excluding China) and half of global output (30 percent, excluding China), and will be the main destinations of world trade. The larger emerging markets—China more so than others—will act as additional growth poles in a multipolar world economy.

Perhaps the most important global megatrend is the rise of China itself. No other country is poised to have as much impact on the global economy over the next two decades. Even if China's growth rate slows as projected, it would still replace the United States as the world's largest economy by 2030, its share in world trade could be twice as high, it is likely to remain the world's biggest emitter of carbon dioxide, and, notwithstanding shrinkage in its trade surplus, it is expected

to remain the world's largest creditor. Some have argued that by 2030 China's influence in the global economy could approach that of the United Kingdom in 1870 or the United States in 1945 (Subramanian 2011).

Continued rapid growth in emerging markets will give rise to an unprecedented expansion of the global middle class (by one estimate, from less than 1.8 billion people in 2009 to about 5 billion in 2030, of whom nearly two-thirds will be in Asia).⁶ That expansion will trigger an explosion in demand for housing and consumer durables, including automobiles. The pressure on global supplies of energy, natural resources, food, water, and the environment will ratchet up rapidly. Climate change effects could exacerbate food and water shortages in some areas. The price of raw materials will remain elevated and volatile. Higher prices for scarce natural resources highlight the need to introduce "green growth" strategies that could potentially become a new source of growth.

Notwithstanding the potential for rapid growth in emerging markets, there are also reasons to believe that growth in developing countries, including China, will slow. First, as populations age, the growth rate of the labor force will slow, and in some countries (such as China and the Russian Federation) will even decline, leading to higher dependency ratios and lower savings and investment. Second, although emerging market economies will retain a comparative advantage in manufacturing, rising unit labor costs will further increase their relative share of services; overall growth would thus slow because productivity growth in services is usually lower than in manufacturing.

While protectionism may occasionally rear its head, especially in advanced countries where the impact of the recent financial crisis has been particularly severe, the forces of globalization will remain irresistible, and further cross-border movements of goods, services, finance, people, and knowledge will endure and deepen. Production chains across borders will continue to flourish, and intraindustry and intraindustry trade will intensify.

As global trade continues to grow at a more rapid rate than GDP, the new frontier will be trade in services, now the

fastest-growing component of global trade. Thanks to new informational technologies, services previously considered nontradable (such as health and education) will be routinely provided across national borders just as manufactures are now. In addition, the world is continuing to see further global relocation of industries (and, increasingly, tasks within industries) in the incessant search for global competitiveness.

The number of free trade arrangements in the world has multiplied manifold over the past two decades; over the next two, trade integration will intensify and production networks will expand further. Intra-East Asian trade could rival that of intra-European trade (as a share of GDP). Emerging markets will develop an increasing stake in an open global trading system. The resolution of climate change, international financial stability, international migration, health pandemics, water management, and other global challenges will require new approaches to transnational and global governance arrangements.

The U.S. dollar will likely remain the world's major international reserve currency, especially given weaknesses in the Euro Area and Japan. But expansionary monetary policies in the advanced countries, including the United States, will cause instability in the international monetary system, and uncertainty in key exchange rates will add to costs of international monetary and trade transactions. China's growing weight in world trade, the size of its economy, and its role as the world's largest creditor will make the internationalization of China's renminbi inevitable, but its acceptance as a major global reserve currency will depend on the pace and success of financial sector reforms and the opening of its external capital account (see chapter 8).

Technological breakthroughs, unpredictable as they may be, are more likely in some areas, such as clean water, energy storage, and biotechnologies, than in others. A breakthrough in clean coal technologies would give China an obvious advantage, given its huge coal reserves. Renewable energy technologies could also become more economically viable. The recent pattern has been for such technological breakthroughs to occur in advanced countries, with their application

in commercial and mass production usually transferred to developing countries. This pattern is likely to continue; adoption, adaptation, and mastery of existing technologies will remain an important growth driver in developing countries. At the same time, however, as emerging markets develop their own technological capability, new and disruptive technologies will appear in the developing world and raise the chance of “leapfrogging” over advanced countries in a few areas.

Major trends within China

Just as growth is expected to slow in some emerging markets over the coming two decades, many signs point to a growth slowdown in China as well. Indeed, we expect GDP growth to decline gradually from an average near 8.5 percent in 2011–15 to around 5 percent in 2026–30 (see table 1). One reason for the slowdown is that much of the growth contribution from shifting resources from agriculture to industry has already occurred. And going forward, the continued accumulation of capital, although sizable, will inevitably contribute less to growth as the capital-labor ratio rises (even though capital stock per worker, now an estimated 8.7 percent of the U.S. level, underscores the need for further capital accumulation). Moreover, China is poised to go through wrenching demographic change: the old age dependency ratio will double in the next two decades, reaching the current level in Norway and the Netherlands by 2030 (between 22 and 23 percent);⁷ and the size of China’s labor force is projected to start shrinking as soon as 2015. Yet workers will become more productive as physical and human capital stock per worker continues to rise. Finally, total factor productivity (TFP) growth—a measure of improvements in economic efficiency and technological progress—has also declined, in part because the economy has exhausted gains from first-generation policy reforms and the absorption of imported technologies. As a result, the distance to the technological frontier has shrunk, and second-generation policy reforms are likely to have a smaller impact on growth.⁸

These factors, together with “rebalancing” policies to emphasize domestic growth sources, will contribute to a higher share of services and consumption in the economy and a lower share of exports, savings, and investment. The challenge will be to support these growth and structural transitions while avoiding sudden slowdowns and possible crises.

China’s external accounts are expected to show a decline in the trade surplus—export growth will slow as China’s global market share rises and markets in advanced countries grow more slowly, while import growth will be driven by continued expansion in domestic demand. At the same time, however, the external capital account will show a rising deficit as Chinese savings flow abroad in search of better returns and to counter protectionist pressures abroad. This trend will serve not only to keep in check further accumulation of external reserves but also to facilitate the transformation of Chinese enterprises into global players.

China’s current pattern of development has also placed considerable stress on the environment—land, air, and water—and has imposed increased pressure on the availability of natural resources. The challenge going forward will be to convert these pressures into new sources of growth by adopting a green growth model that taps into new global markets in green technologies while at the same time solving many of China’s own pressing environmental concerns. If successful, the energy and commodity intensity of production is expected to decline significantly by 2030 for three reasons: a smaller share of industry in GDP; a smaller share of resource- and pollution-intensive firms in the industrial sector; and better pricing of energy, commodities, and environmental services (see chapter 5).

Income inequality in China, which climbed continuously over the past two decades, is showing some tentative signs of beginning to flatten and possibly even decline. In the coming decades, three underlying structural factors could serve to confirm this inflexion point. First, acceleration of growth in the middle and western regions will continue,

TABLE 1 China: Projected growth pattern assuming steady reforms and no major shock

Indicator	1995–2010	2011–2015	2016–20	2021–25	2026–30
GDP growth (percent per year)	9.9	8.6	7.0	5.9	5.0
Labor growth	0.9	0.3	–0.2	–0.2	–0.4
Labor productivity growth	8.9	8.3	7.1	6.2	5.5
Structure of economy (end of period, %)					
Investment/GDP ratio	46.4	42	38	36	34
Consumption/GDP ratio	48.6	56	60	63	66
Industry/GDP ratio	46.9	43.8	41.0	38.0	34.6
Services/GDP ratio	43.0	47.6	51.6	56.1	61.1
Share of employment in agriculture	38.1	30.0	23.7	18.2	12.5
Share of employment in services	34.1	42.0	47.6	52.9	59.0

Source: DRC.

so the income gap between the coast and the interior will narrow. Second, migrant wages will continue to rise rapidly, reducing the income gap with urban residents. The role of policy will be to support these structural forces by increasing the equality of opportunity (see chapter 6). Third, even though the urbanization rate is expected to continue its rise, rural-urban migration will gradually slow over the period as the structural shift from agriculture to manufacturing eases, and the rural-urban wage gap narrows (the urban-rural income ratio is expected to fall from 3.2 : 1 in 2010 to 2.4 : 1 in 2030).

At the same time, rising educational standards and brisk growth in tertiary education is rapidly increasing the numbers of skilled workers and helping China move up the value chain, and this process is likely to accelerate in coming decades. The growing skill base will facilitate a further shift in production from labor-intensive to skill-intensive activities and an increase in the pace of innovation. Indeed, just as in the 1980s and 1990s when hundreds of millions of unskilled Chinese workers joined the global labor force as part of China’s “opening up” strategy, so too will tens of millions of tertiary-educated Chinese workers join the global workforce to significantly expand the global supply of skill-intensive products. Indeed, the number of college graduates could swell by 200 million over the next two decades—more than the entire labor force of the United States.⁹

At the same time, China’s existing comparative advantage in low unit labor costs will shrink gradually. Rapidly rising real wages for unskilled workers in coastal provinces are encouraging firms to relocate to neighboring interior provinces where labor and land are more plentiful and relatively cheap. Thanks to continuous improvements in connective infrastructure between the interior and major cities and ports, the incremental transport costs from interior locations will be outweighed by the benefits of lower input costs.

The rise in wages associated with increased productivity will continue to spur rapid expansion in the ranks of the middle class, which, in turn, will increase consumption of consumer durables and raise the share of consumption in GDP. And, as international experience shows, a growing middle class will also act as a catalyst for improved governance, better delivery of public services, and the empowerment of civil society.

And finally, China’s urbanization—a driver of much of China’s increased global competitiveness—is poised to grow rapidly. Over the coming two decades, the increase in the urban population will be the equivalent of more than one Tokyo or Buenos Aires each year as the share of urban residents in the total population climbs from about one-half to near two-thirds in 2030.¹⁰ This will act as another powerful driver of growth, although much will depend on how well

urban development policies are designed and implemented.

Opportunities and risks going forward

These global and internal trends offer China many opportunities that could support rapid growth in the next two decades—and give rise to many risks that could threaten that growth. Any development strategy going forward would need to build on the opportunities and manage the risks.

First consider the *opportunities*. Continued rapid economic development and decreases in inequality will swell the ranks of the middle class and accelerate domestic demand for income-elastic products, such as consumer durables, leisure activities, and housing, as well as better health and education services. This, together with the rapid growth of other emerging markets where similar transformations are taking place (albeit at a slower pace) will afford new opportunities to Chinese enterprises, enable economies of scale in production and marketing, and provide fresh incentives to increase international competitiveness through innovation and technological development.

Increased specialization, intraindustry trade, and the two-way flow of investment will allow China to continue to exploit opportunities to narrow the gap between its capabilities and the technological frontier through adoption, adaptation, and mastery of existing technologies. The country's high savings rates will allow it to replenish its capital stock relatively quickly, and that will continue to facilitate rapid technological catch-up (figure 2). And with improvements in its own research and development capabilities, China itself could become a global source of product and process innovation as well as occasional technological breakthroughs.

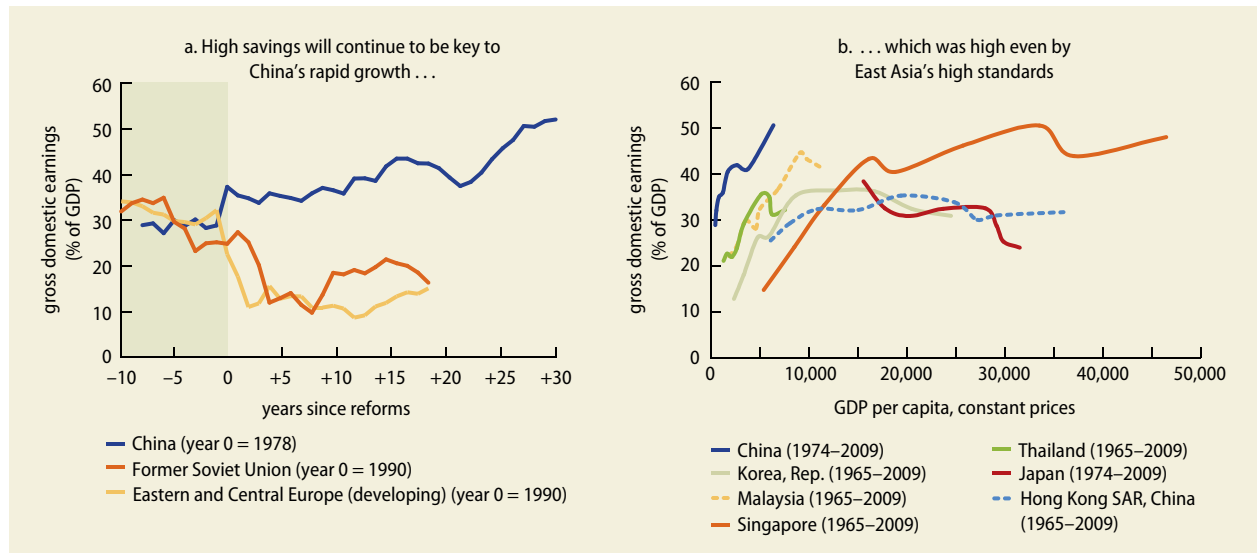
China's growing technological prowess will lead to rapid change in its industrial structure, which will create new areas of dynamic comparative advantage. Just as its construction industry has become a global leader in construction projects internationally, so too

will other industries become a competitive force in global markets in their own right. This transition would present an opportunity to improve quality, safety, and environmental standards that would provide a competitive edge abroad and improve consumer experience at home.

Growing recognition within China that the current pattern of production and growth is unsustainable is giving rise to new approaches toward realigning government priorities. A fresh emphasis on the quality—not just the pace—of growth provides a promising opportunity to encourage competition between local governments on the basis of a broad development index incorporating a mix of social and environmental measures that can be added to existing indicators of economic growth. Realignment of priorities would also be consistent with the expected increase in demand from the rising number of middle-class Chinese seeking improvements in their quality of life.

At the same time, global and domestic trends are also likely to give rise to many *risks* that could slow economic growth and disrupt China's progress to become a high-income, harmonious, and creative society. Managing the transition from a middle-income to a high-income society will itself prove challenging, and a global environment that will likely remain uncertain and volatile for the foreseeable future makes the task doubly daunting. The next five years will be particularly risky as the global economy enters a new and dangerous phase and works its way through the aftereffects of the global financial crisis and adjusts to the “new normal.”

There is broad consensus that China's growth is likely to slow, but when and at what pace is uncertain, and there is no saying whether this slowdown will be smooth or not. Any sudden slowdown could unmask inefficiencies and contingent liabilities in banks, enterprises, and different levels of government—heretofore hidden under the veil of rapid growth—and could precipitate a fiscal and financial crisis. The implications for social stability would be hard to predict in such a scenario.

FIGURE 2 Savings in China compared to other countries

Source: World Bank 2011b.

How government responds to a rapid slowdown will depend on its causes. One cause could be a macroeconomic shock, say, a sudden decline in real estate prices and a sharp contraction in construction and investment, or a rapid growth slowdown in the advanced economies leading to sharply lower global trade and growth. Such risks could be significant in the short term, and there is a likelihood that China could face just such challenges over the course of the next two decades. Fortunately, unlike many other countries, China's fiscal and debt position allows it the space to respond with countercyclical measures. But these short-term policy responses should also be supportive of long-term structural reforms (such as those recommended in this report).

Another cause of a growth slowdown—arguably one of greater concern—could be structural in nature, the so-called middle-income trap (box 1). If, instead of responding with policy reforms to address structural problems, the government applies macroeconomic measures to stimulate the economy, then inflation and instability could result, possibly undermining investor confidence and ultimately leading to slower growth and even stagnation. Over the past half century,

many countries have entered middle-income status, but very few have made the additional leap to become high-income economies. Rather, several faced sudden, sharp decelerations in growth and have been unsuccessful in addressing the root structural cause of the slowdown. China does not have to endure this fate. Successful implementation of the reform policies, contained in this report, aimed at finding new growth drivers—increased efficiency in input use, higher human capital investments, increased innovation, and a shift to high-value services—will help China avoid the middle-income trap and maintain an expected average growth rate of between 6 and 7 percent a year in the coming two decades, compared with an average of nearly 10 percent a year in the past three decades.

The risk of sharply lower growth rates is exacerbated by China's relatively high income and asset inequality, low consumption, and unequal access to quality public services (figure 3). Notwithstanding massive internal migration from farms to cities, barriers to labor mobility (the household registration, or *hukou*, system, the lack of portability of pension plans, weak labor market institutions, and inadequate job market information) have

BOX 1 The middle-income trap

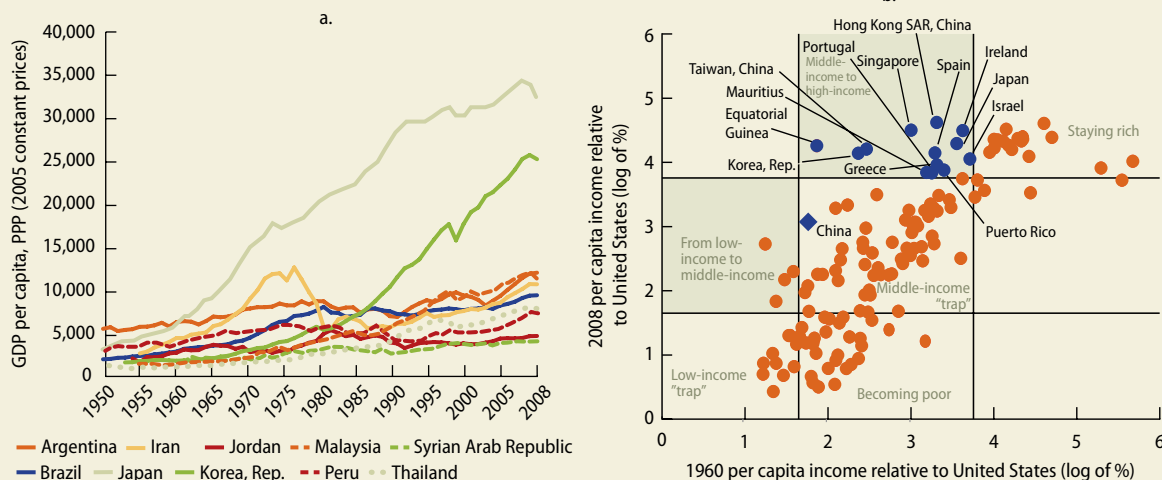
Growing up is hard to do. In the postwar era, many countries have developed rapidly into middle-income status, but far fewer have gone on to high-income status. Rather, they have become stuck in the so-called middle-income trap.^a The factors and advantages that propelled high growth in these countries during their rapid development phases—low-cost labor and easy technology adoption—disappeared when they reached middle- and upper-middle-income levels, forcing them to find new sources of growth.

Low-income countries can compete in international markets by producing labor-intensive low-cost products using technologies developed abroad. Large productivity gains occur through a reallocation of labor and capital from low-productivity agriculture to high-productivity manufacturing. As countries reach middle-income levels, the underemployed rural labor force dwindles and wages rise, eroding competitiveness. Productivity growth from sectoral

reallocation and technology catch-up are eventually exhausted, while rising wages make labor-intensive exports less competitive internationally. If countries cannot increase productivity through innovation (rather than continuing to rely on foreign technology), they find themselves trapped.^b

The concept of a middle-income trap has some empirical backing. Latin America and the Middle East provide compelling support for the trap hypothesis: in these two regions, most economies reached middle-income status as early as the 1960s and 1970s and have remained there ever since (see box 1 figure a). Of 101 middle-income economies in 1960, only 13 became high income by 2008 (see box 1 figure b)—Equatorial Guinea; Greece; Hong Kong SAR, China; Ireland; Israel; Japan; Mauritius; Portugal; Puerto Rico; Republic of Korea; Singapore; Spain; and Taiwan, China.

Box 1 Figure Few countries escape the middle-income trap



Source: Heston, Summers, and Aten 2011.

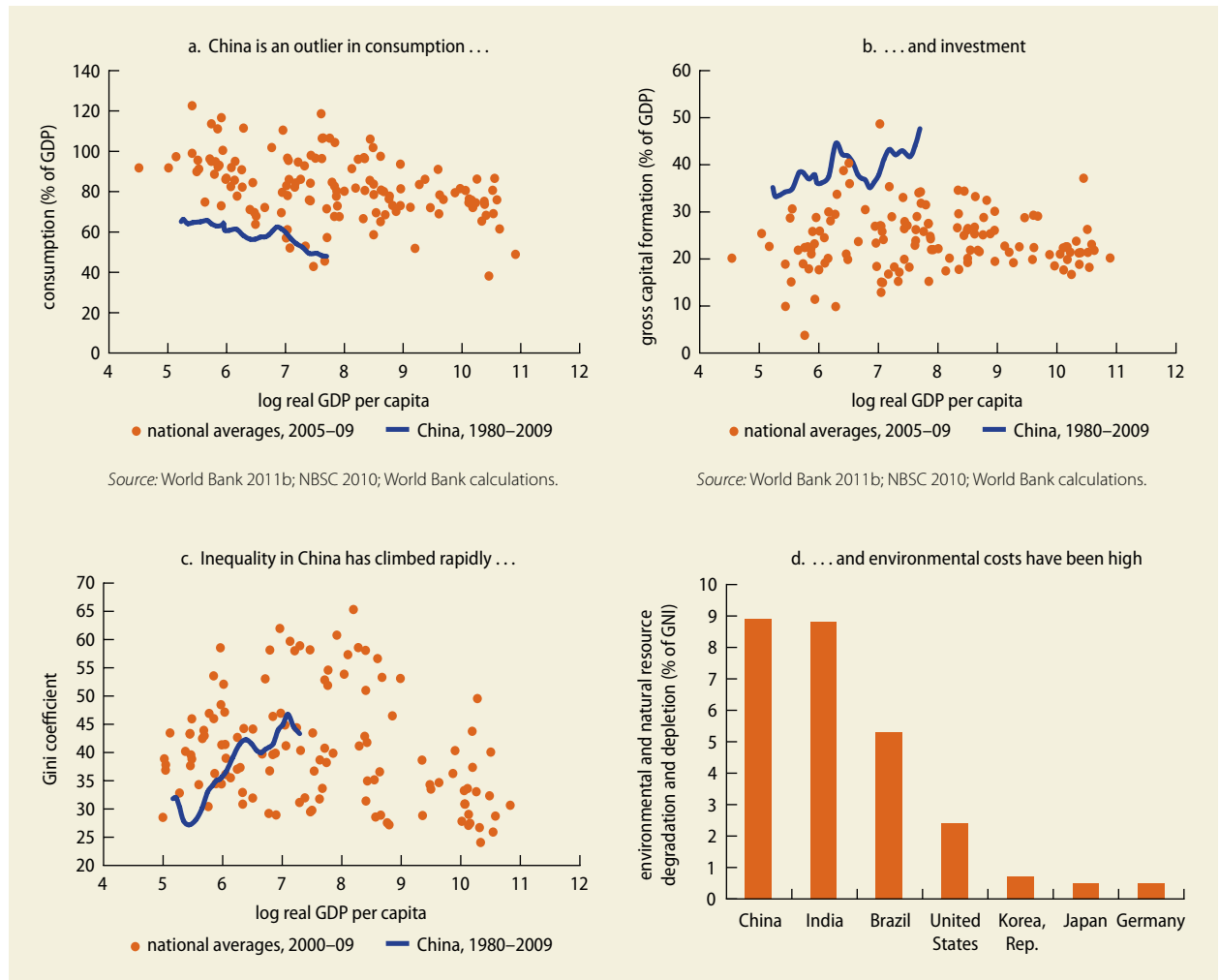
Source: Maddison database.

a. The term "middle-income trap" was first defined in Gill, Kharas, and others (2007). "Middle income economies" are defined in accordance with classifications by income group as given in: <http://data.worldbank.org/about/country-classifications>.

b. In today's increasingly globalized world, escaping the middle-income trap may be even more difficult (Eeckhout and Jovanovic 2007).

trapped tens of millions of farm families in low-paying, low-productivity work. These barriers, combined with factor and resource price policies that favor enterprise profits and implicitly tax household incomes, have contributed to the declining share of wages and

rising share of capital in national income. Furthermore, the quality gap in public services available to rural and urban households has widened, and the "opportunity gap" between urban and rural areas has grown. Social tensions have ratcheted up in some

FIGURE 3 China's economic challenges

areas, resulting in a growing number of public protests. Unresolved, these tensions could pose a threat to growth and stability in coming decades.

Social risks are also expected to arise from another direction. If the experiences of other countries is any guide, the rising ranks of the middle class and higher education levels will inevitably increase the demand for better social governance and greater opportunities for participation in public policy debate and implementation. Unmet, these demands could raise social tensions; but if the government finds ways to improve consultation and tap the knowledge and social capital of

individuals and nongovernment agencies, these demands can be transformed into a positive force supportive of improved governance and public policy formulation.

Another risk relates to China's growth pattern, which has been particularly intensive in energy and natural resource use, contributing to a widening environmental deficit and exposing the economy to commodity price shocks. While the rise in energy intensity in individual industries has eased steadily, rapid growth, growing urbanization, and structural change within manufacturing have combined to make China the world's largest energy user, outstripping the United States

in 2010 (although, on a per capita basis, the United States still consumes five times more energy than China, and China has raced ahead in generating wind and solar energy). Similarly, rapid growth has led to substantial natural resource depletion and serious environmental pollution. Uncorrected, these trends could, in time, serve as a serious constraint on growth.

Many of the policies that generated China's high savings and investment levels also account for its external imbalance, as measured by its current and capital account surpluses in the balance of payments. The combination of these two surpluses has resulted in record foreign exchange reserves, most of which are invested in low-yield U.S. securities, while China pays a substantially higher interest or dividend rate for capital imports in the form of "hot money" and foreign direct investment. China's current account surpluses and reserve accumulation are a relatively recent phenomenon, one that occurred only after the Asian financial crisis. They reflect not only the country's growing role as the center of a rapidly expanding and deepening East Asian production network but also a policy objective to strengthen the

country's foreign exchange buffer against external shocks. Ironically, these reserves face the risk of large capital losses in the face of a weakened dollar. Efforts to export capital in the form of outward FDI, especially to secure raw material supplies, has met with suspicion in some receiving countries, and unless appropriate steps are taken to address these problems, such risks and friction could grow.

China's relations with the rest of the world are affected by its rapid export growth, which has not been matched with equivalent increases in import volumes, and by bilateral trade surpluses with its key trading partners, which have fueled protectionist pressures. Indeed, if China's current export growth persists, its projected global market share could rise to 20 percent by 2030, almost double the peak of Japan's global market share in the mid-1980s when it faced fierce protectionist sentiments from its trading partners. China's current trajectory, if continued, would cause unmanageable trade frictions well before 2030, however. The anemic growth of high-income countries as they continue to struggle with fiscal consolidation is expected only to magnify China's expansion of the global market share.

Chapter 2 A New Development Strategy for 2030

China's successful development strategy over the past three decades has made it an upper-middle-income economy today. But the opportunities and challenges in the next two decades will be unlike those it encountered in the past and will demand a new development strategy. This strategy will need to build on China's opportunities, meet its challenges, manage its risks, and realize the country's long-term objectives. But what are those objectives—and what kind of strategy does China need to achieve them? This chapter begins with a discussion of China's vision of itself in 2030, identifies the core elements of a strategy that would help it realize that vision, and examines the characteristics that such a strategy should have.

The 2030 vision: To build a modern, harmonious, and creative high-income society

In a recent landmark study, the Commission on Growth and Development (2008) identified five common features in countries that sustained rapid growth and development for extended periods: They exploited opportunities in the world economy by maintaining open trade and investment policies; they maintained macroeconomic stability; they enjoyed high savings and investment rates; they allowed markets to allocate resources; and they were led by committed and credible governments. China belongs to this select group and has demonstrated all five of these features. The architect of China's reforms was Deng Xiaoping, who played an important role in building consensus for a fundamental shift in the country's strategy. After more than 30 years of rapid growth, China has reached another turning point in its development path, one that calls for a second strategic, and no less fundamental, shift.

China's ultimate objective is to become a modern, harmonious, creative, and high-income society by 2030. Each element of the phrase “modern, harmonious, creative, and high income” has specific significance

in China that guides the analysis and recommendations in this report.

A modern society is industrialized and urbanized and enjoys a quality of life that is on par with the Western world. This society would have modern values, a modern economic and social structure, with access to contemporary, state-of-the-art product and process technologies, and would engage and contribute as an equal with other nations in the discourse of the modern world on all subjects.

As a harmonious society, China sees three interrelated goals. First, its own policies need to be inclusive and just, aimed at eliminating most social and economic boundaries and at building a society in which everyone has a common stake in the country's economic, social, legal, and political institutions. China would like to see a society where people show mutual respect, disputes are resolved justly and peacefully through accepted norms, laws, regulations, and practices—and the institutional structure is quick to adapt to society's changing needs and aspirations. Second, China sees itself living in balance with nature, in which its ecological footprint—the use of resources and creation of waste—are consistent with the biological capacity of its (and the world's) land, water, and air resources given existing technology. And third, China would like to see itself as an equal, constructive, and accepted partner in the community of nations, working peacefully and cooperatively toward common goals, and engaging constructively on global issues and in global institutions.

As a creative society, China sees itself building its future prosperity on innovation in which everyone's creative potential is tapped. Its success will lie in its ability to produce more value, not more products, enabling it to move up the value chain and compete globally in the same product space as advanced countries. Creativity will manifest itself not just in product and process technology, but also in cultural and artistic pursuits. If successful, China's experience could potentially be a beacon for other middle-income developing countries to follow.

As a *high-income society*, China's aspiration is to enjoy a per capita income on par with advanced economies; have a large middle class that acts as a force for stability, good governance, and economic progress; eliminate poverty as it is known today; and promote social harmony by increasing equality of opportunity and lowering inequality in all its economic and social dimensions.

If China achieves its goal of becoming a high-income society by 2030, it will be the world's largest economy using market prices (indeed, if GDP is measured by purchasing power parity, it could well outstrip the United States later this decade). China's incremental size in the coming two decades will be equivalent to 15 of today's Korea's. Even so, its annual per capita income will still be around \$16,000, more than three times today's level, close to today's Slovakia or Korea, and slightly more than a third of today's United States.

Another reality in 2030 that can be foretold with some accuracy will be China's demographic transition. Simply put, China will grow old before it grows rich. Its low fertility rate and consequent low population growth rate will mean a rising share of old people in the economy. The old-age dependency ratio—defined as the ratio of those aged 65 and over to those between the ages of 15 and 64—will double over the next 20 years (UN 2010; UN 2009). By 2030, China's dependency ratio will reach the level of Norway and the Netherlands today. Just as important, China's working-age population will decline after 2015. The urban share of the population is expected to rise from around 50 percent today to near two-thirds by 2030, an average growth of 13 million people each year (NBSC 2011; UN 2010).

Compared with today, China's economy in 2030 will be more complex, market driven, knowledge centered, and oriented toward services. Its trade and financial integration with the global economy will make it more interdependent with other economies and at the same time more vulnerable to external shocks. It will have deeper and more stable financial markets, which can lay the foundation for an open capital account and broad

acceptance of the renminbi as an international reserve currency. The government's economic priority will shift to maintaining macroeconomic stability, creating an investment and regulatory environment conducive for enterprise development, and financing public goods and services. China will be competing internationally in the same product space as the advanced economies; its university graduates will have tripled in number; and its environment will be significantly cleaner. Moreover, with a larger urban population and more efficient transportation and movement of labor between cities and the countryside, inequality between urban and rural areas will continue to decline.

The case for a new strategy

Realizing China's vision for 2030 will demand a new development strategy. The development strategy it pursued over the past three decades was directed at meeting the challenges of a different era. Not only have the challenges changed, so have China's capabilities. No strategy lasts forever. Successful strategies must be flexible and adjust in accordance with changing conditions. Middle-income countries unable to make such adjustments have stumbled into the middle-income trap. China's top decision makers recognize this and have made transforming the economic development pattern the country's most important economic policy priority.

Changing the development model is urgent because, as an economy approaches the technology frontier and exhausts the potential for acquiring and applying technology from abroad, the role of the government needs to change fundamentally. Initiating this change early helps smooth the transition from importing new technologies to innovating and creating new technologies.

Developing countries tend to benefit from the latecomer's advantage by following a development path adopted by others. This path makes the role of government relatively straightforward—providing roads, railways, energy, and other infrastructure to complement private investment, allowing open trade and investment policies that encourage

technological catch-up, and implementing industrial policies when market and coordination failures inhibit the development of internationally competitive industries consistent with the country's comparative advantage. The development strategies of East Asia's successful economies—Japan; Korea; Hong Kong SAR, China; Singapore; and Taiwan, China—have all broadly reflected these features.

But when a developing country reaches the technology frontier, the correct development strategy ceases to be so straightforward. Direct government intervention may actually retard growth, not help it. Instead, the policy emphasis needs to shift even more toward private sector development, ensuring that markets are mature enough to allocate resources efficiently and that firms are strong and innovative enough to compete internationally in technologically advanced sectors.

The role of the private sector is critical because innovation at the technology frontier is quite different in nature from simply catching up technologically. The process becomes essentially one of trial and error, with the chances of success highly uncertain. Innovation is not something that can be achieved through government planning. Indeed, the more enterprises are involved in the trial-and-error process of innovation, the greater are the chances for technological breakthroughs, and the more likely that new discoveries will be translated into commercially viable products. As enterprises take a leading role, the government needs to adopt a more supportive and facilitating role.

One of the key supportive roles the government can play is enhancing the quality of human capital. China's rapid growth has been accompanied by a gradual decline in its agricultural surplus labor and a steady rise in real wages in manufacturing, a trend that appears to have accelerated recently. Without concomitant increases in labor productivity, real wage increases could lead to a steady decline in international competitiveness. Increasing the quality of human capital will not only increase labor productivity and maintain China's competitiveness; it will also allow Chinese manufacturing and services to move up the value chain. Improvement in

the quality of human capital will require better education, health care, and social security. And it will demand a marked increase in equal employment opportunities and self-employment, as well as greater lateral mobility of labor from rural to urban areas and across towns, cities, provinces, and occupations, and vertical mobility through the social, economic, and political hierarchies.

Another supportive role the government can play is encouraging greater participation in the development process. The expanding middle class is increasingly vocal in its demand to participate in the discussion of public policy. This demand points to a broader need to empower people to contribute to the country's development efforts, be creative, and improve standards of living through their own efforts. The government should respond proactively to these needs and grant rights to individuals, households, enterprises, communities, academia, and other nongovernmental organizations through clear rules that encourage broad participation. By doing so, the government can gradually transfer some of its previous functions to society at large, allow nongovernmental players to form networks in new and interesting ways, and create space for innovation and creativity. Moreover, empowering society, especially those who are disadvantaged, will help unleash new ideas and approaches toward increasing equality of opportunity, ensuring inclusive growth, and achieving a balance between a caring and a competitive society.

Last, while the government reduces its role in markets, resource allocation, production, and distribution, it should step up its role in financing public goods and services, protecting the environment, increasing equality of opportunity, and ensuring an environment conducive for private sector development. Playing such an indirect and supportive role is complicated but will have a wide impact, with greater leverage through the private sector and social organizations. While providing fewer "tangible" goods and services directly, the government will need to provide more intangible public goods and services, like systems, rules, and policies, that increase production efficiency, promote competition,

facilitate specialization, enhance the efficiency of resource allocation, and reduce risks and uncertainties. It requires designing and implementing incentive structures that lead to desired and sustainable outcomes.

One key area, for example, is the financing of basic public services such as pensions, medical care, education, and housing, where the government can invest more, drawing on resources it had previously devoted to infrastructure and manufacturing. Equally important, the government should be less concerned with whether the private or the public sector provides these public goods and services—but instead focus on ensuring they are delivered efficiently and to the requisite quality. Encouraging the private provision of public goods and services and forming public-private partnerships where appropriate will not only inject new skills and ideas into public service delivery but also empower the private sector and encourage greater participation in the development process. Another example is the environment, an area requiring strong action by the government. Not only will green development improve the quality of life in China, it will contribute to global efforts at mitigating climate change. As the second-largest economy with the largest population in the world, China is bound to shoulder increasing global responsibilities and play an important role in delivering global public goods. To do this, it will need to align its national interests to global concerns and build its capacity to participate actively in global affairs and to design global rules instead of merely accepting them.

In sum, it is imperative that China adjusts its development strategy as it embarks on its next phase of economic growth. At its core, this adjustment requires changing the role of government and its relations with the market, the private sector, and society at large. While the government needs to withdraw from direct involvement in production, distribution, and resource allocation, it will need to focus greater attention on designing and implementing the policy and regulatory framework that empowers others to participate in economic decision making so that the desired outcome of rapid, inclusive, and sustainable growth is achieved. To play

this role, the government will need to transform itself into a lean, clean, transparent, and highly efficient modern government that operates under the rule of law. In redefining its role, the government will need to accelerate reforms in the state-owned sector and combine it with further development of the private sector. It will also need to advance reforms in factor markets (capital, land, and labor) to help strengthen the foundations of a market economy and promote greater competition and innovation. At the same time, society's role will need to change significantly, with the middle class becoming a major force in promoting harmonious development through greater participation of the people in the development process.

Key characteristics of the new strategy

Before describing a proposed development strategy, it is worth highlighting five characteristics that should lie at its core.

The first is improvement in the quality of growth while continuing to increase incomes. Not only does China aspire to become a high-income society that enjoys sustained growth, it would like to see growth measured in qualitative as well as quantitative terms. Rising incomes need to be accompanied by increased leisure, a better physical environment, expanding arts and cultural activities, and a greater sense of economic and social security. Correspondingly, the incentive structure that drives central and local government performance will also need to reflect this changed emphasis. China needs to develop a new metric to measure progress over the coming decades that balances growth and income objectives with broader welfare and sustainability goals.

The second is to achieve balanced and sustainable growth, consistent with market forces. There is broad recognition in China—as reflected in the 11th and 12th Five Year Plans—that the country's pattern of investment and growth has become largely unsustainable. Spurred by high savings, cheap finance, and export-oriented policies, China's impressive growth rate has been capital intensive, industry led, and export

dependent for several years. Compared with rapidly growing manufacturing, the development of services has lagged (though the statistics may exaggerate the degree of lag). The shares of wages and consumption in national income have fallen steadily; the shares of capital and investment have climbed. Rural-urban inequality has expanded since the 1990s. China is home to more than a million millionaires,¹¹ while more than 170 million live on less than \$2 a day.¹²

Returning to balanced and sustainable growth will require a rise in the shares spent on services and consumption as per capita income increases. This will be achieved, in part, by correcting factor price distortions that implicitly tax labor and subsidize capital. Correcting such distortions and allowing market-driven structural change will not only help achieve greater balance between manufacturing and services but also in the distribution of income between capital and labor and between rural and urban households.

The third is to strengthen innovation and creativity. While development of services will need to be a priority in the coming decades, manufacturing growth will continue to be an important growth driver. After all, notwithstanding recent rapid increases in real wages, China's low-cost labor, especially in interior, less-developed provinces, will remain an advantage for many years to come. But rather than focus purely on growth, policies will need to encourage manufacturers to move up the value chain and advance rapidly to the global technology frontier (and, in some areas, push that technology frontier forward). Services like research and development (R&D), finance, logistics, training, information services, and after-sale services will help. Achieving this will require further integration with the global economy and increased specialization, as well as participation in global R&D networks and marketing arrangements.

But it would be a mistake to believe that innovation will be restricted to manufacturing. If China is successful in nurturing a culture of open innovation, then the services sector could also be an important beneficiary, and there is no reason why China should not become an important exporter of high-end

services. Most services have become tradable internationally, and China can benefit from agglomeration economies and international specialization in services just as it has in manufacturing. For example, if China succeeds in becoming a leading innovator in the field of green development, then its expertise and knowledge on this subject will likely be sought worldwide. Similarly, if China's financial sector is strengthened to the point that the capital account can be liberalized and the renminbi become a key international reserve currency, then China could become a key exporter of financial services.

The fourth is unleashing China's full human potential. Equality of opportunity will not only help unleash China's full human potential, it will also support inclusive growth and improve income distribution. Increasing equality of opportunity should not be restricted only to public services, such as health or education; it should also include economic opportunities such as access to jobs, finance, or official permits to start a business. One way to increase equality of opportunity in the enterprise and financial sectors will be to allow more competition in factor markets (labor, land, and capital) as well as product markets. More competition, of course, can come from abroad through boosting exports and lowering import barriers, but it can also be encouraged by easing the entry and exit of firms in the domestic market, giving small and medium enterprises (SMEs) greater access to finance and market opportunities, opening up public procurement by making procedures transparent, and creating new opportunities for the private provision of public services by separating financing from delivery. Smarter and more effective regulation can do more than just help level the playing field between big enterprises and small ones. It can also help protect consumers, workers, and the environment; safeguard private and intellectual property rights; ensure greater financial sector stability; and provide a solid foundation for corporate governance to guide enterprises.

Equality of opportunity also means higher public participation in public policy formulation, implementation, and oversight. As economies grow in size and complexity, the

task of economic management becomes more complicated, and governments usually find that they alone do not, indeed should not, have all the answers. Governments, therefore, tend to tap the knowledge and social capital of individuals and nongovernment agencies, including universities, communities, and think tanks. One of the hallmarks of advanced economies is their public discussion of public policies. Indeed, such discussions are already beginning in China, but there is a long way to go. Public consultations and policy debate ensure that all points of view are considered before government reforms are introduced. These discussions not only shrink the distance between the government and the citizens and communities it serves, but they also encourages stakeholders' ownership of new policies, help render reform proposals intelligible to citizens and firms, and enhance the chances of success.

The fifth (and last) values the role of the market, rule of law, social values, and high moral standards. As the government transitions away from direct intervention in enterprise and market activities and toward creating a policy and regulatory environment supportive of free and fair competition, it must also safeguard the rule of law. In a similar vein, as the Chinese economy grows in complexity, not only must rules and regulations evolve to reflect changing reality and emerging priorities, but they should be fairly and effectively enforced. If the enforcement of standards varies from sector to sector, region to region, entity to entity, and sometimes even person to person, then it will not only discourage innovation and lead to inefficient economic outcomes, it will also contribute to feelings of injustice. Where contract disputes arise, whether between private parties or between private entities and the State, the disputants should have access not only to legal recourse but also to a transparent and effective judicial system that imparts justice without fear or favor.

Similarly, social values and high moral standards will be important. There is widespread concern in China over many recent instances of "moral failures" that were reported widely in the media. As China becomes a high-income society, its social

values and moral standards should be reexamined and reinforced. From a social perspective, not only will this contribute to improving the quality of life, it will also provide a greater sense of community and enhance social cohesion. From an economic perspective, it will reduce transaction costs and improve the quality of economic governance. Promoting social values and high moral standards is not only the job of government; it is also the duty of social organizations and, indeed, every citizen. Moral awareness, not legal compulsion, should be the hallmark of a high-income, harmonious society.

Six key directions of the new strategy

Over the next two decades, China will face many challenges in its quest to become a modern, harmonious, and creative high-income society. These include transitioning government from being an active participant in the economy to developing the legal, regulatory, and institutional framework supportive of a competitive market environment; implementing a "smart" urbanization strategy; encouraging innovation and industrial upgrading; reducing income inequality and ensuring equal opportunity for all; modifying its approach toward handling economic relations with other countries; and playing a more constructive role in a rapidly changing system of global governance. In reality, the list of challenges is much longer. While some consensus has emerged with respect to a few of those issues, controversies remain and an intense debate is ongoing over key aspects. This report evaluates the major challenges China needs to tackle in the next two decades and identifies six new strategic directions that will form the core components of the new strategy.

The first new strategic direction is the role of the state and the private sector. The recent global financial crisis in the advanced economies and, in stark contrast, China's continued rapid growth despite the global slowdown, have led some in China to conclude that China's state dominance in key industrial and service sectors

should continue (especially in the financial sector).¹³ Others, however, counter that China's vision of itself in 2030 as an innovative, high-income society will require markets and the private sector to play a bigger role in resource allocation decisions. They consider the dominance of the state in the economy as potentially inhibiting China's efforts to move up the value chain. This report makes two points: first, that government should encourage increased competition in the economy, including by increasing the ease of entry and exit of firms as soon as possible; and second, that public resources should be used to finance a wider range of public goods and services to support an increasingly complex and sophisticated economy. Reforms of state enterprises and banks would help align their corporate governance arrangements with the requirements of a modern market economy and permit competition with the private sector on a level playing field. This would create the appropriate incentives and conditions for increased vigor and creativity in the economy in support of China's successful transformation into a high-income society.

The second new strategic direction is encouraging systemwide innovation and adopting an "open" innovation system with links to global R&D networks. Although China's R&D investment as a share of GDP is high by international standards for a country at its per capita income level, much needs to be done to ensure that this investment yields commercially viable innovations that will help Chinese firms move up the value chain and compete effectively in the same product space as advanced economies. Ensuring free and fair competition for all enterprises would be the single most important policy to encourage innovation, which is likely to be driven by large private firms. Without competition, the effects of other policies aimed at encouraging innovation will unlikely have much effect. At the same time, technology development worldwide has become a collaborative exercise in which countries benefit from specialization, just as they do in manufacturing or services. China would therefore benefit from participation in global R&D networks just as it benefited from participation in global production networks.

A "closed" technology strategy may yield short-term gains but will be ultimately self-defeating, while an open innovation strategy promises more sustained long-term rewards.

The third new strategic direction is that China should "grow green." Instead of considering environmental protection and climate change mitigation as burdens that hurt competitiveness and slow growth, this report stresses that green development could potentially become a significant new growth opportunity. Much will depend on how effectively government policies make firms internalize negative externalities and motivate firms to innovate and seek technological breakthroughs. China does not want to replicate the experience of advanced countries that became rich first and cleaned up later. Instead, China intends to grow green by following a pattern of economic growth that boosts environmental protection and technological progress, a strategy that could become an example to other developing countries and perhaps even advanced economies.

The fourth new strategic direction is to promote equality of opportunity and social protection for all. China's high inequality in incomes and assets can, in part, be attributed to unequal access to quality public services, particularly those that help accumulate human capital and increase public participation in the development process. Policies should promote the equality of opportunity to help all members of society, especially the disadvantaged, who have the same rights as everyone else to access social and economic services as well as employment opportunities. Promoting equality of opportunity will largely entail increasing the quality of public services available to rural residents, migrants in urban areas, and those in poor, interior provinces. While increasing the efficiency of public service delivery can save public resources that can then be used to increase the quality of public services, there will still be a need to increase the allocation of public resources toward this objective. Given China's sound fiscal situation, the temptation will be to design a public service and welfare system that is comparable to advanced economies. But China needs to ensure that spending on public services is increased

prudently and in line with available fiscal space. China does not intend to fall victim to the “high-income trap” whereby publicly financed social entitlements become fiscally unsustainable.

The fifth new strategic direction is to build a sustainable fiscal system that will meet expected public finance challenges over the next two decades. Over the coming two decades, China’s fiscal system will face three major challenges. The first will be to make the fiscal system resilient to macroeconomic shocks and a protracted growth slowdown; the second will be to accommodate new public expenditure demands linked to the adoption of the new development strategy; and the third will be to make the fiscal system transparent and responsive to policy adjustments. Given the likelihood of a protracted growth slowdown at some point in the next two decades, it is important that China’s fiscal system is able to adjust public expenditures in line with an expected rapid deceleration in revenue growth. It is also important for China to maintain adequate fiscal space to deal with macroeconomic shocks, some of which may originate abroad, given the continued uncertainties in the global economy.

Moreover, the budget will need to accommodate expected increases in public expenditures linked to expansions in public service delivery and the proposed green development program, while at the same time ensuring that fiscal sustainability is not impaired. Finally, compared with other countries, China’s fiscal system remains opaque, inter-governmental fiscal relations have not been fully reformed and codified, and fiscal risks and large contingent liabilities remain significant. Tackling these challenges will require a fiscal system that is flexible, transparent, prudently managed, and responsive to emerging priorities. The efforts to strengthen and reform the fiscal system will also need to be aligned with the broader objective of reorienting the role of government vis-à-vis the private sector and with the longer-term needs of a changing economy.

The sixth new strategic direction is to develop mutually beneficial relations for the rest of the world. Notwithstanding tepid growth in advanced countries likely for the foreseeable future, China must continue its integration with global markets even as it reorients the economy toward domestic sources of growth. While further integration may bring its own risks, the benefits of openness will be central to increasing efficiency, stimulating innovation, and promoting international competitiveness. Opening up served China well in the past, especially after its entry to the World Trade Organization (WTO), and further integration will serve it well in the future, particularly for the development of the services sector. China also needs to engage with global governance institutions proactively as an international stakeholder to help shape the global policy environment in a manner that is mutually beneficial for China and the world.

The six new strategic directions provide an internally coherent policy framework and form the key pillars of the proposed development strategy for the next two decades. Some may argue that they may not include some important policy areas, but the pillars can be applied to explain virtually every significant development issue facing China. Box 2, which describes China’s urbanization challenge, provides a good example.

China’s senior leaders have recognized for some time the urgent need to adjust the country’s development strategy and transform the growth pattern. To some extent, China is already beginning to do this. A new policy direction for the next five years has been elaborated in China’s 12th Five Year Plan and other policy documents and includes macroeconomic, social, and environmental targets as well as pilot applications of the “happiness” index to evaluate local government performance. The plan is the first step in a longer-term shift in China’s development strategy and is consistent with the reform program described in this report.

Chapters 3–8 discuss the six new strategic directions in greater detail.

BOX 2 Smart urbanization

Meeting China's urban challenge presents an interesting example of how the policy priorities highlighted in this report—economic policies, innovation, green development, social policies, fiscal strengthening, and global integration—need to interact with one another to bring about desired change.

Over the long term, the health and vitality of China's rapidly growing urban areas will not only be central to continued rapid growth but will also hold the key to greater equality and less resource intensive growth. In 1978, less than a fifth of China's population resided in cities; by 2009, urban residents made up close to half the population; and by 2030, the share is expected to swell to near two-thirds. That means about 13 million more urbanites each year, or the equivalent of the total population of Tokyo or Buenos Aires. Rapid as this may seem, China's urbanization level by 2030 will be broadly in line with other countries with a similar per capita income. Interestingly, China's 20 fastest-growing cities are located inland with per capita incomes that are rapidly catching up with coastal cities. These cities can access the main metropolitan centers thanks to low-cost transport links and communications facilities, while at the same time derive advantages from the ease of face-to-face communication and social capital accumulation facilitated by spatial compactness.

Most urban growth in the future will result from the expansion of existing cities through migration from rural areas. As recent research shows, cities are strong engines of growth. They permit economies of scale and scope in production and distribution and facilitate technology spillovers. Thanks to higher population densities in cities, private and public investments are more cost-effective and yield higher returns. And by bringing a critical mass of talent together in compact space, cities often become crucibles for innovation.

But for urbanization to be supportive of rapid and efficient growth, it should be "smart" as well as rapid. Smart urbanization involves delivering

adequate levels of public services—especially health, education, transport, water, and energy—in ways and at prices that encourage efficient use. Finally, cities that invest in effective risk reduction and disaster response capabilities often find these will be among the best public investments they make.

Perhaps the most important recommendation for smart urbanization is the critical need to improve the fiscal strength of municipalities (along with other local governments) and reduce the large disparities in resource availability between cities. Strengthening the resource base of cities will require improved arrangements for tax sharing and transfer payments with the central government as well as new tax instruments, such as land and property taxes, that permit an elastic tax base. There are two reasons why this is a priority. The first obvious one is that city governments need adequate resources to meet the needs of recurrent expenditure and investment, taking into account the future growth of population and economic activities. Second, in the absence of such tax instruments, local governments will continue to use land sales as a key source of revenues. Besides increasing the pressure on arable land, this practice also tends to continuously expand city size, contributes to urban sprawl, reduces population densities, and raises costs of transport and infrastructure.

The second complementary policy would be to restrain the geographic expansion of cities and increase the population density of cities. Several Chinese cities are already quite densely populated by international standards, but for those that aren't, further increases in density will lower the cost of public and infrastructural services, improve energy and transport efficiency, and reduce the loss of arable land. There remain large tracts in the core of major cities that are underused owing to ownership still vested in state enterprises or local interest groups that prevent efficient urban development. Increased population density can be consistent with growth in value added only if urban land and property markets

(Box continues next page)

BOX 2 (continued)

function smoothly. Of course, increased density has its limits, but expanding city areas should be undertaken carefully and only when other alternatives to combat congestion are exhausted. Adequate density needs to be accompanied by increased intra- and intercity connectivity. Intracity connectivity, critical to reducing the carbon footprint of cities and boosting city efficiency, requires providing viable options to private automobiles. Increasing connectivity between cities reduces economic distances, encourages growth of satellite cities, advances specialization, supports greater scale economies, and increases international competitiveness.

The third is the importance of strengthening urban land use planning. Planning is important to ensure an appropriate balance between green areas, residential areas, factories, businesses, shopping areas, and recreational facilities such as parks and playing fields. Urban areas that mix residential, recreational, shopping, and business facilities tend to develop more vibrant communities, have a smaller ecological footprint, enjoy lower crime rates, and generally improve the quality of life. At the same time, planning has its limits and planners cannot anticipate the future perfectly. City designs therefore need to evolve continuously to respond to the needs of citizens as lifestyles change. This requires constant public and private investments, reinforcing the need for sound fiscal systems. It also demands a new role for government and emphasizes the importance of good governance.

The fourth is effective and good urban governance, which goes beyond efficiency, integrity, and transparency, although these are very important. It includes responsiveness to citizen needs, and the ability to use the energy and capabilities of private enterprises and civil society organizations. One way is to invite citizen participation in land use planning and zoning, which not only harnesses public creativity but also reminds officials to look beyond the interests of individual sectors. Another way is through designing citizen report cards and other similar methods of surveying that regularly assess public satisfaction with the level and quality of public services and seek

suggestions on how they can be improved. A third way is to support the participation of social and voluntary organizations in delivering services (including health and education). Experimentation is already ongoing along these lines in many cities but needs to be encouraged and expanded, and substantial changes need to be made in government practice and attitude. The government can then focus on being a regulator and coordinator. Identifying the services that can be provided in this way should be the outcome of discussions and decisions at the local level, with guidance from the central government.

The fifth recommendation is to advance the government's efforts to make cities knowledge centers and incubators for innovation. The government has already identified 20 pilot cities for those efforts. But what more can it do? One approach is to ensure that as many cities as possible provide the essentials for becoming knowledge centers—sound infrastructure, modern transport and telecommunication facilities, local universities and research centers, and a critical mass of skilled labor. Those that do not make the leap to becoming knowledge centers will still be better positioned to attract manufacturing or service industries. Those fortunate enough to attract world-class firms or world leading technology R&D centers beyond a particular threshold could receive local and central government support in the form of additional ancillary services, including research institutes, universities, and related and sponsored links to other research organizations. Some urban centers have already made this leap and are becoming recognized knowledge and innovation centers—optoelectronics for Wuhan, aviation for Chengdu, financial and engineering services for Shanghai, logistics and business services for Shenzhen, IT and software for Beijing—and should be supported in becoming centers of excellence. In others, such as Chongqing, efforts are ongoing. In identifying what to support, governments need to remind themselves that innovation does not always mean high tech. Experience has shown that firms in mature industries can also be transformed through innovation and become globally competitive.

Chapter 3 Structural Reforms for a Market-Based Economy with Sound Foundations

Since 1978, China has made full use of its late-comer advantages in a globalized economy, experiencing rapid structural change, becoming the world's largest manufacturer and exporter, and rapidly moving toward the technology frontier in many industries. The introduction of the market mechanism and openness to trade provided strong incentives for efficient resource allocation and boosted productivity growth.

But the forces supporting China's continued rapid progress are gradually fading. The productivity benefits from structural change are expected to decline. As China approaches the technology frontier, total factor productivity growth from technology adoption, adaptation, and dissemination will also almost certainly decline. At the same time, the government's continued dominance in key sectors of the economy, while earlier an advantage, is in the future likely to act as a constraint on productivity improvements, innovation, and creativity. And the close links between the government, big banks, and state enterprises have created vested interests that inhibit reforms and contribute to continued ad hoc state interventions in the economy.

At the same time, China's transition to a market economy is incomplete in many areas. A mix of market and nonmarket measures shapes incentives for producers and consumers, and there remains a lack of clarity in distinguishing the individual roles of government, state enterprises, and the private sector. It is imperative, therefore, that China resolve these issues, accelerate structural reforms, and develop a market-based system with sound foundations in which the state focuses on providing key public goods and services—while a vigorous private sector plays the more important role of driving growth. This challenge is bigger than it may appear because many other constraints to growth, including an anemic global economy and a shrinking and aging labor force, also need to be overcome.

Private sector development and state enterprise reforms

Going forward, a vibrant corporate sector will be critical for sustaining relatively fast growth. China's rapid growth, particularly since 2003, benefited from SOE restructuring and expansion of the private sector. Many small and medium-sized SOEs became privately owned. In line with these developments, the new policy direction has been to diversify the ownership of state enterprises. Indeed, many large state enterprises have been "corporatized" and some of the biggest (including those directly monitored by the central government) are now not only listed on stock exchanges but have also improved their governance structure, managerial professionalism, and profitability. But while the profitability of state enterprises has improved, it has still remained well below nonstate firms (including pure private firms).

Key issues

Relative to the private sector, state-owned enterprises (SOEs) consume a large proportion of capital, raw materials and intermediate inputs to produce relatively small shares of gross output and value added. A large share of state enterprise profits comes from a few state enterprises where profitability is often related to limits on competition and access to cheaper capital, land, and natural resources.¹⁴ Meanwhile, the financial performance of some state enterprises has been weak, in part because they have been responsible for delivering public services or have been constrained by regulated prices. In fact, more than one in every four state enterprises makes a loss. Besides being less profitable, state enterprises, overall, are also less dynamic than private firms. A recent study shows that between 1978 and 2007 total factor productivity growth (a measure of efficiency improvements) in the state sector was a third that of the private sector,¹⁵ which

has proved to be the more powerful engine of growth and innovation.

More so than in other economies, state enterprises in China enjoy close connections with government, thanks to their special status. State enterprise management and government officials usually support each other—management often accepts informal guidance from government officials and, in return, state enterprises are more likely to enjoy preferential access to bank finance and other important inputs, privileged access to business opportunities, and even protection against competition (Li and others 2008). This discourages new private sector entrants and reduces competition and innovation. Some state enterprises operate outside their mandated area (many invest in real estate and the shadow banking system), because they can keep their earnings and invest them with limited external control or oversight. A new issue needing attention is the recent rapid expansion of some state enterprises owned by subnational governments; their growth will likely further crowd out private sector activity, dampen competition, and conflict with efforts to build sound foundations for a market-based economy.

The cost of reforming and restructuring state enterprises will not be trivial. Reforms in the late 1990s, in which many small state enterprises were closed, incurred a cost exceeding RMB 2 trillion—more than 20 percent of GDP at the time—a measure of how difficult and costly such reforms can be. Potential costs of reforming and restructuring state enterprises may have climbed significantly because opaque accounting practices and lack of transparency mean that some SOEs have accumulated large contingent liabilities that will need to be revealed and reduced over time.

Finally, the Chinese authorities have implemented a complex set of industrial policies that are the responsibility of different agencies at different levels of government. In some instances, these policies may have helped by overcoming coordination failures and promoting infant industries effectively, but in others they did not yield the intended results. Some government departments are keen to adopt industrial policies and view such policies as a close substitute for planning; they

consequently often prefer large-scale investments by SOEs instead of achieving the same ends through incentives, market forces, and private sector initiatives. Industrial policy initiatives by different departments can sometimes conflict and interact with one another, making the overall policy framework complicated and opaque and the results ambiguous and unpredictable.

Many studies suggest the potential for significant growth dividends from giving the private sector a greater role in competing with state enterprises in key sectors. The greatest benefit is likely to accrue in so-called “strategic” sectors where competition has been curtailed. In 2006, China identified seven strategic sectors where the state would keep “absolute control”—defense, electricity generation and distribution, petroleum and petrochemicals, telecommunications, coal, civil aviation, and waterway transport.¹⁶ In these sectors, a handful of state firms might compete with one another, but they are protected by barriers that discourage new entrants. The Chinese authorities have also designated “basic” or “pillar” industries—machinery, automobiles, electronics and information technology, construction, steel, base metals, and chemicals—where the state is expected to retain a “somewhat strong influence” (Owen and Zheng 2007). Although formal barriers to entry may be low in these industries, informal entry barriers convey the clear policy message—competition from private firms is not welcome. These barriers, together with less favorable regulatory treatment tend to inhibit private sector growth and development, dampen innovation and creativity, and slow productivity growth.

Key reform recommendations

Reforms in the enterprise sector must begin with the recognition that government ownership is widespread and varied, covering most sectors and ranging from outright ownership to controlling interest to minority shareholder. The challenge, therefore, is twofold: How can public resources best be used; and how can China best transition from its current approach to managing its portfolio of state enterprises to an approach that is

best suited for its long-term development objectives?

The response to the first challenge is straightforward. Public resources should be used solely or mainly for the provision of public goods and services, the production or consumption of which result in unremunerated positive externalities.¹⁷ These goods and services range from defense at one end to infrastructure, social protection, and basic R&D at the other, and their scope could evolve as conditions change. The recent emphasis on public housing for the poor is a good example of how government resources can be used to address a pressing social need. Indeed, the scope of public goods and services can be quite broad, and can even include reliable energy supplies and the widespread availability of communications and postal facilities. The share of public resources applied in a particular area will depend on the nature of the public good or service being supplied. In areas considered to be of high national priority, like defense, government resources would be expected to provide the full or dominant share of finance. But in most areas, a smaller share is usually sufficient to achieve the government's objectives. Most importantly, in many cases, private sector firms will be fully capable of delivering public goods and services, even though the government may provide the bulk or some part of the finance. The private delivery of public goods and services (with public financing) introduces the added dimension of competition and helps lower production and distribution costs.

The response to the second question is less straightforward. First, the government could securitize its implicit equity in state enterprises as soon as possible (in listed state enterprises, the value of the equity is already known). This would pave the way for state enterprise reform by separating ownership from management and introducing modern corporate governance practices, such as appointment of senior management, public disclosure of accounts in accordance with international practice, and external auditing. Second, the government could consider establishing one or more state asset management companies (SAMCs) that would represent the government as shareholder and would

professionally manage and trade these assets in financial markets where feasible. Each SAMC could specialize in certain sectors. They could then, on behalf of government, gradually diversify the portfolio over time. The dividends of state enterprises would need to be paid to the SAMCs who, in turn, would transfer them to the budget. Finally, a portion of state assets could be transferred to the national pension fund with the flow of returns being used to help meet future pension obligations.

While the operational details of the proposed SAMCs can be elaborated later, it is important that key principles are established early. It is critical, for example, that the State Owned Assets Supervision and Administration Commission (SASAC) confine itself to policy making and oversight, leaving asset management to the SAMCs. The SAMCs should have clear mandates, be independently and professionally managed, and be subject to publicly announced performance benchmarks (depending on the nature of the enterprises in their portfolio). In addition, they will need to adhere to international standards for transparency, including on operations and results, value creation, profitability, and dividend payments.

More competition—domestic and international—will be key to improving the efficiency and innovation capability of Chinese enterprises. To increase competition in domestic markets, further reforms will be needed to support private sector firms, such as lowering barriers to firm entry and exit, breaking up state monopolies or oligopolies in key industries (petroleum, chemicals, electricity distribution, and telecommunications), promoting the growth of dynamic SMEs and increasing their access to finance, stimulating much needed regional and local specialization, and encouraging spontaneous state enterprise reforms through competition. China's own past experience, together with that of other countries, shows that increased domestic competition can result in significant improvements in productivity. With these reforms, state enterprises can over time exit gradually from contestable markets. Starting in the late 1990s, for example, ownership diversification and market reforms stimulated entry and competition in most

manufacturing subsectors. Even in some strategic or pillar industries, such as telecommunications, the breaking up and corporatization of incumbent enterprises created new competitive forces.¹⁸ Easing the entry of private firms into these areas and giving them access to adequate levels of finance from state-owned banks will further promote efficiency and competitiveness.

And with an eye to redefining further the role of government, policies should encourage the private provision of public services, and public procurement should be further opened to competition by private firms. Where natural monopolies exist (for example, in rail services), the monopolist enterprise should be subject to independent and strict oversight to ensure that the lack of competition does not lead to monopoly pricing and the abuse of market power that could harm downstream industries.

In addition, competitiveness and innovation will be encouraged by measures to enhance *international competition* through further integration with the global economy (see chapter 8), and a reduction in behind-the-border barriers to trade. China's accession to the World Trade Organization in 2001 triggered economy-wide improvements in efficiency and spurred technology acquisition and adaptation. More recently, the phasing out of incentives that had favored foreign investors stimulated competition by leveling the playing field with domestically owned firms.

Factor market reforms

To complete the transition to a market economy and further strengthen its foundations, China needs to also focus attention on factor markets—capital, land, and labor—where market reforms have tended to lag, and consequently, the remaining distortions are particularly large. Price, regulatory, and institutional changes are essential to ensure that resources flow to economic activities that yield the highest returns.

Capital

Despite impressive progress in reforming and deepening the financial sector in the

past three decades, China's financial system remains repressed and suffers from key structural imbalances. The current system, characterized by dominance of state-owned banks, strong state intervention, and remaining controls on interest rates, has been remarkably successful in mobilizing savings and allocating capital to strategic sectors during China's economic take-off. Going forward, however, such benefits are increasingly likely to be outweighed by many costs. The first cost is the disintermediation of the nonstate sector, especially micro, small, and medium enterprises that have significantly less access to formal financial institutions than state enterprises and large firms. Second, low lending rates have contributed to excessive investment and high capital intensity. Third, the government's important role in credit allocation at the central and provincial levels is leading to the accumulation of contingent liabilities not easily quantified owing to limitations on monitoring, data collection, and interagency data exchange. And fourth, the financial system is growing more complex—markets and institutions are increasingly intertwined across borders, and informal credit markets, conglomerate structures, and off-balance-sheet activities are on the rise.

Not only do the above characteristics of, and trends in, the financial system pose significant systemic risks, they will eventually prevent China's financial system from serving an increasingly dynamic, sophisticated, internationally integrated economy, driven, in large part, by private sector firms. Banks, capital markets, and other financial intermediaries will need to raise and allocate capital efficiently; adopt modern corporate governance arrangements; provide access to micro, small, and medium borrowers; assess and manage risks using best-practice techniques; and provide a broader variety of financial services to an increasingly diversified clientele. At the same time, an increasing number of Chinese enterprises will go global, placing pressure on China's domestic financial system to adopt global standards to ensure seamless integration with foreign financial institutions and global capital markets. Rising income and accumulation of wealth within China will increase the demand for new financial products and investment opportunities. And

finally, in the event of financial crises emanating from inside or outside China, adequate systems (including adequate capital buffers and clear accountabilities) will need to be in place for an orderly and systematic resolution of bad debts and either the recapitalization or the closing of insolvent financial institutions. Instead of persisting in pushing problems into the future, financial sector reforms in the next two decades should be decisive, comprehensive, and well coordinated.

The aim of financial sector reforms should be to build a competitive, balanced, efficient, safe, and sound financial system that meets the demands of the corporate, household, and government sectors. A well-functioning financial system capable of sound risk management is essential to mobilize savings; allocate capital efficiently to an increasingly complex and sophisticated economy, and ensure access to finance for all sections of the economy including individuals, households, the poor, and businesses of all sizes.

To reach these objectives, financial sector reform should follow an implementation road map that is properly sequenced, and, because the financial sector will remain vulnerable to crises, be sustained as a priority through the next two decades. Much has been learned from China's own experience as well as the successes and failures of other countries that have sought to reform their financial sectors.

The first priority should be to make interest rates more flexible, and endeavor to move to a point where interest rates, not quantity controls, clear the credit market. In addition, greater exchange rate flexibility is needed to help cool inflation and take pressure off reserve requirements, together with the deployment of a combination of monetary and macro-prudential measures to pursue growth, inflation, and financial stability objectives.

In parallel, direct and indirect controls of financial institutions must give way to arms-length market-based arrangements. This would mean an autonomous central bank adopting open market operations and using interest rates, rather than credit ceilings, to manage liquidity. Commercial banks would use commercial principles and creditworthiness analysis, rather than follow government

signals, to guide lending (an exception could be made for one or more policy banks that would continue to finance government priority programs). Such reforms may require a thorough overhaul of governance structures in state-owned financial institutions, in which existing state ownership functions, agencies, and practices are reviewed, using lessons from examples of international best practice and failures. In addition, efforts should be made to further diversify the ownership structure in state-owned banks and further reduce the shares held by the state.

Second, although its huge foreign reserves give China a strong safety net against the possibility of a financial or currency crisis, it nevertheless must be prepared in case a crisis occurs. To achieve this, the government needs to strengthen the independence, effectiveness, staffing, and funding of regulatory bodies, including supervisory agencies (at the central and provincial levels), and to give them greater enforcement and resolution powers. A high-level financial committee on the basis of the existing framework could also be established, with the main objective of monitoring and managing systemic risk and maintaining financial stability. Limits need to be placed on emergency liquidity support to solvent banks facing short-term liquidity problems. Standing facilities should operate automatically to provide liquidity support to all domestically incorporated institutions, and clear guidelines should govern and limit the use of fiscal resources. Stress testing should be continued and improved to take account of emerging risks, and "financial war games" should be conducted regularly to fine-tune the institutional arrangements for dealing with a financial crisis if and when one occurs. The government should establish an efficient legal framework; insist on higher standards of disclosure, auditing, and accounting; and streamline the court system to deal with troubled banks and firms in a timely fashion. A functioning deposit insurance scheme to underwrite risks faced by small depositors should be established. Such arrangements will not only help ensure financial stability but also provide the credible foundations for the eventual integration of China's financial sector with the global financial system.

Third, the capital market will need to be deepened and reformed to make available more equity and securitized financing, an important ingredient for more dynamic and innovative industries. To achieve this, China could shift the way it handles initial public offerings from the current merit-based approval system to a disclosure-based system and focus on improving the capital market's legal framework, enforcing laws and regulations, upgrading the financial infrastructure, and imposing stringent rules on information disclosure. Adequate and accurate disclosure and transparency supported by credible accounting and auditing practices can go a long way in supporting financial development by minimizing informational friction. China could also promote the corporate bond market, which would not only open up new channels of financing and further diversify financial markets but also create conditions conducive for further liberalization of interest rates, the opening of the external capital account, and internationalization of the renminbi. Financial infrastructure needs to be further upgraded to facilitate transactions in the financial market in general and the capital market in particular.

Fourth, after the above institutional and governance structures are in place, the Chinese authorities can also prepare and implement a plan that phases out the ceiling on deposit rates and the floor supporting lending rates; this step will facilitate the commercialization of banks and ensure stability in the financial sector. And as is actually well recognized and understood in China, this final stage of interest rate liberalization will have to be properly sequenced—long-term market instruments first, and short-term deposit rates last. Careful monitoring of the progress of liberalization will be crucial to ensure that banks do not indulge in destabilizing competition that erodes margins or in reckless lending that harms the quality of the loan portfolio, and that any emerging risk of distress is dealt with swiftly.

Land

Over the next twenty years, land will be increasingly scarce, and its efficient use will become critical for a range of China's

long-term objectives—food security, efficient and innovative cities, equality of opportunity, and social stability. Better land policies will help secure farmers' rights over land use and promote agricultural investments and productivity; ensure that land is used for the highest productive purposes, whether in urban or rural areas; help reduce rural-urban inequality; and promote more efficient and sustainable urban development.

Policies affecting land face three key challenges. The first challenge is insufficient security of rural land tenure. Despite a relatively clear legal and policy framework, rural households continue to possess weak land rights and often face expropriation risks. In addition, serious difficulties remain in the implementation of policies and laws, governance and accountability at the local level, documentation of land rights, and increasing citizens' awareness of existing rights.

The second challenge lies in the process of converting rural land for urban use. During 2003–08, government requisitioned 1.4 million hectares of agricultural land for urban use, and another 450,000 hectares were reported to have been requisitioned illegally.¹⁹ In China, the government has unusually wide powers by international standards to requisition agricultural land for urban use. The exercise of this power has led to four consequences: the government has reserved for itself the sole right to requisition agricultural land for urban purposes; the acquisition price of the land is its net present *agricultural* value, not the (usually much higher) market price of land, which is its opportunity cost; local governments, which acquire land at the acquisition price and then sell at the market price, have come to rely on land acquisition as a revenue earner to finance the delivery of public services, especially infrastructure; and the consequent rapid growth of urban boundaries has resulted in urban sprawl (figure 4). The lack of transparency in land acquisition and the large difference between the price paid to affected farmers (after a portion is held back by the collective) and the price received when the land is auctioned has led to a sense of injustice and been a factor in increasing rural unrest.

The third challenge is the use of land as a source of revenue for some local governments

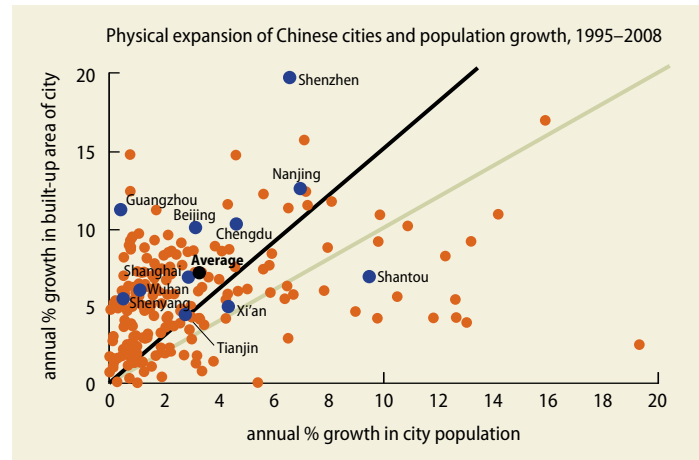
and collateral for borrowing by special purpose vehicles established to circumvent restrictions on local government borrowing. Revenues from land acquisition now constitute a significant share of total government revenues and have become an indispensable funding source that local governments use to finance heavy expenditure requirements. In addition, thousands of special purpose vehicles have been established (by one measure more than 5,000) that use local government land as collateral to raise funds from the banking system. The National Audit Office estimates that local-government-related debts exceeded RMB 10 trillion by the end of 2010, of which a significant share were deemed to be nonperforming.²⁰

Meeting these three challenges will require a mix of policy reforms and institutional development that will take time to design and implement but that is essential for the success of the reform program as a whole. Without these reforms, agricultural investment could suffer, rural-urban inequality could continue to rise, urban sprawl could stymie environmental and economic goals, and the efficiency of land use could decline.

The first priority is implementation of measures that ensure the security of agricultural land tenure, including rolling out the recent policy decision to grant indefinite land use rights to farmers, expanding land registration and strengthening rural land markets, and reforming and modernizing the governance structure of rural collectives and dispute resolution mechanisms. A second priority involves reforming land acquisition and compensation practices, including strategic land use planning at the municipal, regional, and national levels. A third priority involves substituting property and other local taxes for land requisition as a revenue source as well as allowing local governments to borrow from domestic capital markets subject to strict controls and regulations.

In rural areas, the government could begin by legally granting farmers indefinite user rights to land they cultivate. It is important that the Communist Party's 2008 Policy Decision regarding this issue be enshrined in law soon. The law will need to clarify who will be eligible for such rights; what the residual role of the collective will be; the actual

FIGURE 4 Urban land has expanded faster than urban population



Source: NBSC, various years; World Bank staff estimates.

Note: The green line is the line of equality. The black line is the linear regression between the two variables. The blue circles are China's ten largest cities.

terms of the document that grants land user rights (a common title document used nationwide would be ideal); and the rights and responsibilities of land users as well as sanctions in case of violations.

Effective implementation of land user rights will require some degree of clarity about the land's location and delineation. Over the coming years, various land registration pilots need to be scaled up. Lessons from other countries indicate that placing land registration and administration of the land registry under a single agency is the most efficient, because such an arrangement avoids overlapping and competing jurisdictions.

Developing rural land markets will greatly assist in improving the efficiency of land use. The transition to transparent and efficient rental markets for user rights can potentially raise productivity by 60 percent (Jin and Deininger 2009) and facilitate labor mobility and land consolidation. Such markets have developed rapidly since the 1990s, (they now cover about 20 percent of cultivated land), but the absence of enforceable contracts continues to inhibit growth, and most transactions remain informal. Expanding such markets will require improvements in land registration and documentation (and the latest land-mapping technologies make this cost-effective) as well as the establishment of credible and trusted dispute resolution mechanisms.

Governance standards in rural collectives need improvement. One of the key causes of land insecurity in rural areas is the abuse of power by some village cadres at the expense of the members of the collective. Land readjustment or sales are often undertaken in collusion with commercial developers with little transparency or accountability. Although the frequency of such events may have declined, one survey showed that every village experienced at least one reallocation during the period 1998–2008 (Wang, Tao, and Man 2010). Going forward, and especially in light of the policy supporting indefinite land use rights, the role of the collective will need to be reexamined, with a view to improving governance standards.

Policies governing acquisition of rural land for urban use need to be overhauled. Because the state has used its untrammled acquisition authority to raise revenues, the urban land area in China has grown much more rapidly than the urban population. Two reforms are needed: First, local governments should be allowed to acquire rural land for urban areas only if the urban development plans have been vetted and approved by a higher level of government, and the approval process should take into consideration regional land area priorities and urban land use efficiency. Second, the current practice of compensation—a frequent cause of complaints—needs to be reviewed. One approach would be to pay the going market price to the collective (with total pass-through to the farmer) but then impose a transparent capital gains tax. The current practice of expropriating the entire difference between the agricultural value of the land and its urban market value is equivalent to a 100 percent capital gains tax; a lower figure would be a reasonable compromise between the need for more local government revenue and some benefits for the farmer whose land is acquired and way of life changed forever. Part of the capital gains tax revenue could be used for rural development within the county where the land is located.²¹

In addition to revenues from land acquisition, some local governments have also become increasingly reliant on resources raised by land banks that use land as

collateral, and, as recent events have shown, this practice may lead to significant financial losses and transmit these risks to the broader banking system. The challenge lies in replacing these socially and financially costly forms of raising revenues with a more efficient and sustainable revenue base. Over time, other revenue sources, including a property tax, may help make up the difference (see chapter 7). A few countries, such as the United States and Canada, raise 3–4 percent of their GDP from property taxes, while the average among members of the Organisation for Economic Co-operation and Development (OECD) is near 2 percent.²² China is already piloting property taxes in two cities but is finding that its introduction is usually difficult for technical, institutional, and social reasons. This argues for its gradual introduction and for modest expectations about its contribution to revenues.

Labor

Just as land and capital need to be used where they provide the highest returns, so too should labor be allowed to move to where the most productive and best-paying jobs are. But China's *hukou*, or household registration, system and its locally administered insurance and pension systems make mobility difficult. In addition, the labor force is expected to start shrinking in a few years, and a declining labor force participation rate among older workers is likely to make this downtrend worse. Together, these two constraints threaten to undermine China's efforts at becoming an innovative and internationally competitive economy. To compete against advanced economies in global markets, China will need a more flexible and dynamic workforce that can adjust quickly to changing market conditions. In the Republic of Korea, some 45 percent of the population migrated across provincial boundaries, contributing to extraordinarily rapid urbanization, concentration of economic activity, and flexible reallocation of labor;²³ in China's case, 19.5 percent of the population migrated in 2010; nearly 85 percent of the migrants moved from rural to urban areas.²⁴

Over the coming decades, notwithstanding a decline in China's overall labor force, hundreds of millions will move in search of better jobs,²⁵ and their absorption will require labor markets that are flexible and institutions that protect workers by providing some employment predictability, social security, and portable rights to affordable health care and financial security in their old age. Government leadership will be crucial in helping people obtain equal opportunities to access jobs, education, and health care services, and to manage rising risks stemming from further structural change, difficult global conditions, and increased competition. Developing a flexible and dynamic labor market will be central to China's future success as a high-income, open economy; whether that can be done will depend critically on whether production and employment patterns adjust quickly to changing demand conditions globally and domestically. Phased reforms of the *hukou* system to ensure that by 2030 Chinese workers can move to where the jobs are; measures to increase labor force participation rates; and reforms in labor taxation, hiring policy, and wage policy will all be essential to success.

Hukou reform will be a top priority in the coming decades and needs to be completed by 2030, but progress will likely be slow because it will depend on fiscal reforms. The *hukou* system no longer restricts movement of labor from rural to urban areas.²⁶ But rural migrants without urban *hukous* are still denied access to social entitlements—health care, education, and housing—that urban residents receive. One of the key constraints to *hukou* reform is that local governments have neither the resources nor the incentives to extend public services to migrants and their families. So the speed of *hukou* reform will depend on the rapidity with which local governments strengthen their fiscal systems (see chapter 7) and how financing responsibilities are shared between central and local governments. The inability to provide migrants social entitlements on par with urban residents not only increases inequality but also discourages mobility. Local *hukou* reforms have been ongoing but, owing to fiscal constraints, have progressed

least in large cities where rural migrants are most concentrated. In contrast, migrants to small and medium cities receive a modicum of social services and social protection. Taking these factors into account, a systematic approach to propel *hukou* reform forward would include: (1) delinking the *hukou* from access to public services and using a residential permit instead to determine eligibility to receive services; (2) encouraging pilot reform programs at the local level; and (3) redefining financing responsibilities between central and local governments as an incentive for reform.

To increase the labor force participation rate, especially among older workers, the government could increase the retirement age of men and women, which has the additional benefit of reducing the burden on pension systems (see chapter 6). Many OECD and transition countries have tried this in recent years, with the annual increase in the retirement age ranging from six months a year in transition countries to one to three months a year in OECD countries. The government could also promote flexible working arrangements and strengthen mid-career training and life-long learning opportunities.

China should also reduce the level of social insurance contributions required for employed workers. This implicit employment tax imposed on employers, amounting to about 45 percent of the wage rate on average, is high by international standards. Because minimum contributions are set at a rate applied to 60 percent of the *average* wage, the implicit tax rate is much higher for workers earning low wages. Employers therefore avoid formalizing employment. Many employers and employees also “opt out” of social insurance schemes. The total number of contributing urban workers in 2010 ranged from 237 million for health insurance and 236 million for pensions, compared with only 134 million for unemployment insurance and only 80 million for housing funds.²⁷

Finally, China's public sector entities should be “equal opportunity employers,” that is, their recruitment practices should be transparent, based on merit, and impose no restrictions on place of birth or possession of an appropriate *hukou*.

Chapter 4 Increasing the Pace of Innovation

Notwithstanding reforms in factor markets and development of the private sector, sustaining high growth poses a considerable challenge. With population growth slowing sharply and investment rates also set to decline, growth will be more dependent on gains in total factor productivity. During the past decade, TFP growth averaged 3 percent a year, which is high by international standards and attributable in large part to rapid structural change; product and process technology spillovers from high levels of foreign direct investment; the speed of technological catch-up made possible by the build-up of physical, human, and financial capital; the progressive easing of infrastructure constraints; and the creation of a more competitive and open economy.

The potential productivity benefits from catching up in industry and services, from measures to enhance competition in the domestic market, and from the accumulation of human and knowledge capital, are far from exhausted. But there can be little doubt that many segments of Chinese industry are approaching the technology frontier, that intersectoral transfers of labor will diminish, and the contribution of capital as a growth driver will decline. Recognizing these facts, China is turning to innovation as a means of achieving rapid and sustainable growth while coping with looming challenges associated with resource scarcities, climate change, and environmental degradation.

Is innovation the answer? Over the long term, high levels of investment will remain a major driver of growth in China through embodied technological change, but its importance is likely to decline while TFP growth from innovation is expected to become increasingly significant. Were investment to fall to European levels of around 25 percent of GDP or less, growth would trend toward 4–5 percent a year. But a more innovative China that continues to invest at least a third or more of its GDP has a high probability of meeting its growth targets buoyed by above-average advances in TFP.

Even so, much will depend on complementary domestic reforms and the global environment—merely investing another 1 percent of GDP in research and development will be insufficient. Many complementary ingredients in China’s innovation policy, including private sector development and increased competition, reforms in factor markets, the adopting of a green growth strategy, human capital deepening, and the effective harnessing of urban agglomeration economies to advance ideas and technologies, are discussed in other chapters of this report. This chapter focuses on policy reforms needed to develop a system of incentives and institutions that could specifically support broad-based, economy-wide innovation.

Innovation advantages

As it begins its journey toward an innovative economy, China possesses several advantages. First, China’s spending on research and development is on a steep upward trend. Second, China’s manufacturing sector is large and possesses wide-ranging capabilities. Third, having expanded its education system, China’s efforts to innovate are being supported by a rising supply of science and engineering skills of improving quality. Fourth, an elastic supply of patient capital is being mobilized to support innovative firms and scale up the production capacity of new entrants with good ideas. Fifth, China’s large and expanding market of urban middle-class consumers—expected to double in the next decade—is attracting leading innovative multinationals, encouraging local innovators, allowing domestic producers to attain scale economies, and permitting formation of clusters and agglomerations. Sixth, a pro-business, entrepreneurial culture in several of China’s provinces, including Guangdong’s Pearl River Delta, Zhejiang, and Fujian, is supportive of small firms and start-ups. Seventh, considerable potential is inherent in China’s relatively underdeveloped services sector. Eighth, and finally, not only is China

urbanizing, some Chinese cities are realizing that the productivity and growth of urban economies will rest upon the quality of life and how effectively these cities can attract and retain global talent.

Innovation weaknesses

China's rising supply of skills and its large and advanced industrial base notwithstanding, the reality is that government and state enterprises conduct the bulk of research and development—and part of this effort still seems divorced from the real needs of the economy. True, China has seen a sharp rise in scientific patents and published papers, but few have commercial relevance and even fewer have translated into new products or exports (the honorable exception being telecommunications and consumer electronics). Part of the problem may lie in weak incentives for indigenous, government-backed research institutes to work with commercial users of new technologies. In addition, research institutes may not be capturing opportunities to leverage their capabilities by networking within the country and connecting with global R&D networks. China has the potential to improve the institutional arrangements needed to encourage broad-based innovation—such as ease of firm entry and exit, increased competition, enforcement of laws protecting intellectual property rights, quality tertiary education, the availability of risk capital for small and medium enterprises, evaluation of government R&D expenditures, and standard setting in government procurement. In the long run, the objective should be to develop a system that stimulates broad-based creativity and innovation.

Key reform recommendations

A better innovation policy in China will begin with a redefinition of government's role in the national innovation system, shifting away from targeted attempts at developing specific new technologies and moving toward institutional development and an enabling environment that supports economy-wide

innovation efforts within a competitive market system.

The central government will need to take greater initiative in building countrywide *research networks* that mobilize national talent and reduce the isolation of firms in some cities by including them in research consortia that also involve advanced firms (including multinationals) from coastal cities. The governments of Japan and the United States have successfully sponsored such consortia in their countries; similar efforts in China could potentially develop more “global challengers.” These domestic networks can also link to global R&D networks in ways that leverage Chinese efforts with research activities in other parts of the world. The natural inclination may be to protect domestic research efforts and innovative companies, but that would prevent Chinese researchers from interacting with external research efforts, cut them off from new ideas, and lower opportunities to adopt foreign technologies. Links with global networks would also help address constraints in domestic research capacity and overcome perceptions in foreign countries about China's research and development program. Moreover, the trend in global R&D is rather similar to other kinds of economic activity, such as increased specialization, more intense exchange of ideas and know-how, and frequent exchange of research personnel. In such a model, China will be a participatory member in a global research effort in which it is a consumer as well as a producer of new ideas, new inventions, and new ways of doing business.

Many *high-tech multinational corporations* have invested in R&D facilities in China (including in inland cities such as Xian and Chengdu). Such investment should be further encouraged because of its significant spillover effects, the reputational gains for those Chinese cities that are fast becoming science hubs, and the contribution this research can make to industrial upgrading. Closer collaboration and partnerships with multinationals on the basis of mutual trust and recognition will contribute to the creation of a dynamic and open innovation system. In this context, an efficient patenting system that re-

flects the experience of the U.S. and European systems (both of which are in the throes of reform) and effective protection of intellectual property, especially in fields such as biotechnology, nanotechnology, software, and multimedia, will expedite the growth of China's innovation capabilities.

China's innovation policy needs to reflect the lesson borne from international experience that most applied research and innovation is done within *large private sector firms*. Large private firms tend to make innovation a central plank of their competition strategies, respond to market demand and government incentives, and provide researchers with the freedom to pursue interesting ideas and interact with other researchers both at home or abroad. A range of incentives—through fiscal, financial, and regulatory instruments—needs to be applied to encourage such firms to emphasize research, development, and innovation, and to give them a large enough market to ramp up production of new products and achieve economies of scale. In addition to tax deductions for R&D spending, these incentive could include temporary consumer subsidies for the purchase of new products that have proven positive externalities (such as electric automobiles, for which China is already providing consumer subsidies).

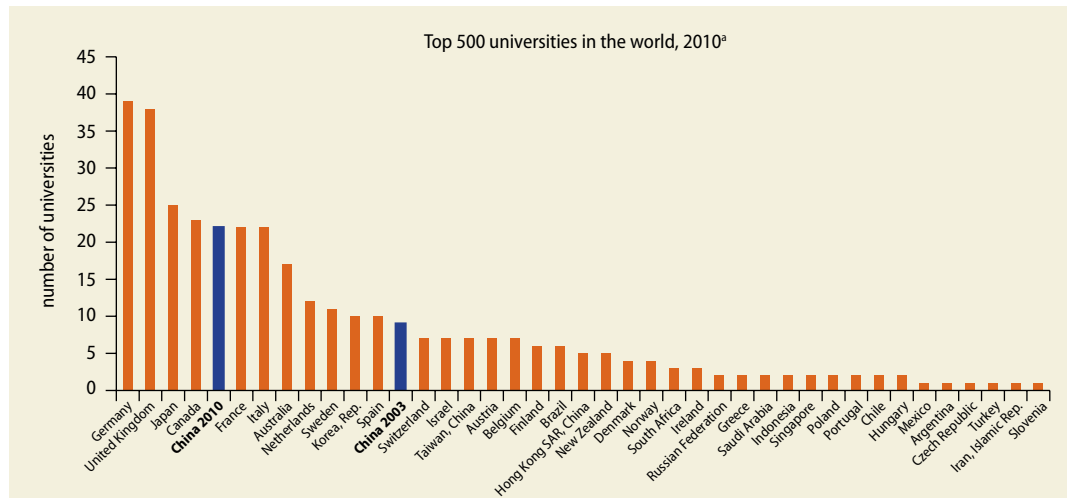
At the other end of the size spectrum, SMEs should also be seen as an important source of innovation, especially in sunrise industries.²⁸ SMEs, after all, are the big firms of the future, and every effort should be made to ensure they are not disadvantaged by regulations and are encouraged through tax incentives. Innovative new entrants, especially SMEs, face a perennial shortage of *risk capital*. True, local governments and state-owned enterprises are increasingly becoming sources of venture capital and private equity funds. Nevertheless, venture capital is scarce for smaller private firms and SMEs trying to scale up. One partial solution is to increase lending by banks to small, hi-tech, private firms. The resulting creation of bank-led relational networks seems to work in other countries, such as the United Kingdom and the United States, and complements other sources of financing. Another approach is to ensure that capital markets both allow access to funding to SMEs, even though they may be

located in interior provinces, and permit venture capital owners an exit option. Finally, governments could help innovative SMEs by establishing public technology platforms that provide SMEs access to laboratory, metrology, testing, and certification facilities.

Then there is the direct role of government in R&D. Central and provincial governments are seeking to enlarge spending on R&D and also raise the share of *basic research* supported by universities and research institutes. Support of basic research is more likely to succeed through well-targeted incentives, by committing a sufficient volume of funding to a few high-caliber institutions, and by sustaining that funding. One example is the National Institutes of Health in the United States, which plays a central role in boosting innovations in life sciences because it enjoys large and stable funding. Another is the Defense Advanced Research Project Agency, also in the United States. To maximize spillovers from government-sponsored research, findings would need to be made widely available. Beyond that, it is up to firms to transform the research findings into profitable products and services.

But increasing R&D spending to the government's target of 2.2 percent of GDP, expanding basic research, and emphasizing publishing and patenting is likely to have only a small impact on productivity growth, unless the quality of this research and its commercial relevance and uptake are substantially increased. Good research must be complemented by a stringent and disciplined process of *refereeing and evaluating* research findings. The research community needs to take the initiative here, although the government could provide the parameters.

China's innovation objectives, increased effectiveness of its basic research, development of high-technology industries envisaged in the 12th Five Year Plan all depend on the availability of a vast range of *technical skills* for research, design, fabrication, production, information and communication technology (ICT) support, and eventually marketing. By 2030, China is expected to have up to 200 million college graduates, more than the entire workforce of the United States. Moreover, the quality of university training is improving rapidly: only five other

FIGURE 5 The quality of China's tertiary education system is improving rapidly

Source: Shanghai Jiao Tong University 2010.

a. The United States, which has 154 top universities, is not shown.

countries have more universities than China in the top-ranked 500 universities of the world. China now has 22 universities in this list, compared with 12 just eight years ago (figure 5).

Even so, the quality of tertiary education more broadly is a matter of concern, and employers are experiencing a serious shortage of skills. To address this shortfall, China needs to further accelerate governance reform in universities, giving them greater autonomy while, at the same time, tightening ethical standards in research. The best universities must be allowed to mobilize funding and appoint faculty that ensure high-quality, cross-disciplinary, postgraduate and postdoctoral programs. They also need to develop innovative approaches to imparting knowledge and analytical skills and set up well-staffed specialized research institutes. In this regard, China should encourage leading foreign universities to set up campuses in China jointly with domestic universities and impart modern governance standards, teaching methods, and research management.

In addition, both the private sector and the government need to invest more in improving the *quality of human resources*. Public-private initiatives can secure and replenish the base of technical skills essential for innovative industries. The education system should emphasize competencies, not

qualifications, and do away with the rigid boundaries that separate academic streams from technical and vocational education and training. To achieve the desired increase in the volume and quality of skills and maximize the returns from the limited supply of quality instruction and teaching facilities, China will also have to rely more on innovations in ICT and pedagogical techniques involving the greater use of multimedia and flexible online training customized to the varying needs of students. The traditional education approach of lecturing to large classes may need to be rethought, with institutions being encouraged to experiment and given the autonomy to do so. Universities can also take the lead in promoting public lectures and exhibitions, and contributing to the teaching of science in local schools. In this context, opening the tertiary education sector to foreign investment and increasing the participation of leading foreign universities in China may help stimulate domestic university reforms.

There is also scope for encouraging innovation through demand-side instruments such as *government procurement* and standard setting. The key to success will lie in genuine open competition. One way to begin would be to take EU or U.S. standards as a technical starting point while looking for ways to advance product performance;

another would be to involve industry leaders when setting standards. A third would be to get industry associations to develop industry standards based on consensus.

Technological capability is more likely to advance in *innovative cities*. In the past three decades, coastal cities served as the incubators of technology development by attracting large levels of foreign direct investment. But industrial cities are not the same as innovative cities. Innovative cities have depth and quality of human capital (especially a high share of science and technology workers) as well as mechanisms that support the generation, debate, testing, and perfecting of new ideas. Innovative cities have local knowledge networks, institutions that support innovation, an industrial base that employs scientific and technological talent, a few major dynamic firms that invest heavily in R&D, and digital networks and online services. Such cities thrive on the heterogeneity of knowledge workers drawn from all over the country and the world. Moreover such cities are closely integrated with other global centers of research and technology development. Finally, innovative cities are “sticky” because their leading edge in design, assets, attributes, and governance attracts global talent and does not let it go. Industrial cities can become innovative cities—such as Tokyo, Stuttgart, Munich, Seoul, Seattle, and Toulouse. But innovative cities do not have to be industrial, as Cambridge (U.K.), Helsinki, San Francisco, and Kyoto all show.

International experience suggests that innovative cities usually include one or more *leading research universities* that compete and collaborate with each other. These universities must interact with employers to mix technical and soft skills as well as impart the latest industry know-how. Possible areas of research include challenges associated with:

- Rapid urbanization—the development of energy-saving building materials, efficient large-scale public transportation systems with low carbon emissions, and the infrastructure needs of intelligent cities;
- Health care—including basic research in science and medicine, biomedicine,

application of ICT in health care management, and institutional arrangements for health care management and financing; and

- Green development—including the development of more-economical renewable energy sources and new green technologies, as well as the application of incentive structures to change behaviors and encourage green consumption.

Sequencing

The chapter on economic restructuring highlighted the urgent importance of increasing competition, and lowering barriers to entry and exit for increased efficiency and international competitiveness. These reforms are also central in providing incentives for research and innovation activities. With more investment in R&D, perhaps an equally important priority is to introduce an unbiased and independent evaluation system for R&D spending and current industrial policies supportive of targeted technology development. Such a system would give the government rigorous analysis to show what works and what doesn't, and where government financial support needs to be reallocated.

Policies that will take longer to implement include the institutional arrangements for innovation—university development, establishment of venture capital financial institutions, and creation of nationally integrated R&D networks linked with global R&D networks. Many of the reforms will depend on other areas of the economy, notably fiscal and financial sector reforms, but work on these can nevertheless begin soon, recognizing they will take time to bear fruit.

As far as outcomes are concerned, once a sound institutional framework is in place and as firms near the international technology frontier, a concerted effort will be needed to strengthen basic research. The success of China's innovation policy will depend on how effectively all branches of the research and innovation network (research institutes, universities, central and local governments, state and private enterprises) function together and how these efforts are leveraged internationally through global networks.

Chapter 5 Seizing the Opportunity of Green Development

Concerned that past and current economic growth patterns are environmentally unsustainable and that the environmental base needed to sustain economic prosperity may be irreversibly altered, the Chinese authorities proposed a new approach toward green development in the 12th Five Year Plan. The plan emphasizes continued rapid growth together with ambitious targets for energy efficiency, natural resource management, and environmental sustainability. This approach is consistent with the concept of green development used in this study, namely, a pattern of development that decouples growth from heavy dependence on resource use, carbon emissions, and environmental damage, and that promotes growth through the creation of new green product markets, technologies, investments, and changes in consumption and conservation behavior.²⁹

Why a green development strategy?

China should give high priority to green development for many good reasons, both domestic and international.

First, new technological opportunities make green development not just a realistic possibility but a potential driver of economic growth. If successful, green development will create new business opportunities, stimulate innovations in technology, and potentially make China globally competitive in sunrise industries.

Second, quite apart from stimulating growth, green development would significantly improve the quality of China's economic growth. For example, less production and use of fossil fuels would greatly reduce health losses from air and water pollution, water scarcity, and land subsidence. The costs of environmental degradation and resource depletion in China approached 10 percent of GDP over the past decade—air pollution accounted for 6.5 percent, water pollution 2.1 percent, and soil degradation 1.1

percent.³⁰ And although air pollution levels may be on a consistent downward trend, the cost of illnesses from pollution has climbed as the population ages and urban populations and urban incomes grow.

Third, green development will help address a wide range of sector-specific issues, such as energy security, urban livability, agricultural output, and infrastructure constraints. The rapid growth of energy consumption has strained domestic supplies of electricity, raised coal prices, and made China increasingly dependent on imported energy. With unchanged policies, China may have to import 75 percent of its oil (making it the world's largest oil importer) and 50 percent of its natural gas by 2030. The efficient use and better governance of land will help reduce urban congestion and sprawl. Improving the quality of land and water will help raise agricultural output. Better energy efficiency will ease infrastructure constraints, particularly for handling coal.

Fourth, given rising and volatile commodity prices, lowering the resource intensity of production will improve international competitiveness and partially insulate domestic prices from fluctuations in international prices.

Fifth, while China's green development strategy is driven almost entirely by domestic considerations, it will make a significant contribution to tackling global climate change. China is now the largest energy user in the world and the largest emitter of carbon dioxide emissions, although its cumulative emissions remain significantly below that of the United States (Baumert, Herzog, and Pershing 2005). Its annual per capita emissions have already exceeded the world average and are still rising rapidly. Furthermore, China is one of many countries that are likely to be most seriously affected by climate change. Vigorous implementation of a green development strategy will not only benefit China but also contribute toward global efforts to reduce emissions and mitigate climate change.

Green development as a source of growth

There are also many reasons why green development can be a potential driver of growth.

The first is *the greening of traditional sectors*. A large number of existing conventional techniques and management models can both reduce energy use and emissions and improve the level of corporate profitability. Although the greening of traditional sectors may seem less dramatic and revolutionary than the development of cutting-edge new technologies, it is clear that with information and financing, many energy-efficient investments are also cost-effective and yield high economic returns.

Second, going green can drive growth through the *expansion of emerging green industries*, including solar and wind energy, together with upstream and downstream industries such as relevant equipment manufacturing and electric vehicle industries. More broadly, however, new markets and incentives, supported by innovation and research, will likely stimulate new low-carbon, reduced-resource, and environmentally friendly technologies, goods, and exports. In addition, increased public awareness will help shift consumer demand toward green products.

Third, *services will also expand as a complement to new green product markets and changes in consumer preferences*. Not only will the rising share of services in GDP help reduce the economy's carbon intensity, specialized services are likely to develop that specifically support green development. Examples are ecosystem services, carbon asset management services, carbon trading, and contract energy management.

Fourth, by anticipating climate impacts on agriculture, low-lying coastal areas, and areas vulnerable to extreme weather events, green development *will promote sustainable growth and development, reduce climate-related risks, and improve investor and consumer confidence*. International experience shows that preventive measures are usually far more cost-effective than ex-post reconstruction and rehabilitation.

China's many advantages in moving toward green development

By some measures, China's quality of growth has shown improvement in the past two decades, although it has a long way to go. For example, although its energy efficiency improved faster than that of any other country, it is still one of the least efficient energy users in the world. The share of fossil fuels in China's energy mix has fallen since 1990 but is still much higher than that of advanced countries. China's expenditures on energy research have been the highest in the world as a share of GDP, however, and these expenditures appear to be having an impact. The efficiency of coal-fired plants has shown impressive progress, and China possesses the world's largest capacity for renewable energy generation. It is a world leader in small hydroelectricity generation has doubled its wind-driven turbine capacity every year since 2005, and has become the world's largest manufacturer of solar panels.

Going forward, China can build on this progress and on its many strengths and advantages. First, the Chinese leadership has reached consensus on green development, and the government's strong implementation capability will play an important role in facilitating change. Second, China's relatively low urbanization rate and high level of investment as a share of GDP allows for a rapid turnover of the capital stock, permitting old technology to be replaced with new relatively quickly, thus avoiding the lock-in costs associated with old buildings and aging infrastructure. Third, it can potentially use its newcomer status in green industries and technologies to leapfrog current capabilities in the advanced countries. Fourth, the size of its domestic market can support rapid achievement of scale economies. Fifth, its increasingly educated workforce will provide abundant skilled manpower; this, together with foreign partnerships and appropriate policies and institutions, is likely to accelerate the pace of innovation. And finally, its abundant wind, solar, biogas, and shale gas

resources give it many options to reduce its dependence on fossil fuels and improve its energy security.

Obstacles to green development

While China has many advantages that would help it implement a green development strategy, many obstacles and difficulties also need to be overcome. Most important among these is the price of energy, water, raw materials, and natural resources, which remain distorted to different degrees and do not reflect either the negative externalities associated with their use or their true scarcity value. The result is high resource intensity in production and associated wastage and pollution. A second and related obstacle is excessive dependence on administrative mechanisms to deal with environmental and natural resource management issues. In the absence of market-based mechanisms, the government is forced to make decisions that appear arbitrary and occasionally even heavy-handed. At the same time, other fiscal and regulatory incentives for environmental protection are either weak or weakly enforced; as a result pollution and greenhouse gas emissions remain high.

A green development strategy will also face implementation and incentive constraints within government, and may face opposition from workers and enterprises that benefit from the current pattern of growth, exports, and investment. The strategy will require coordination across many government ministries and agencies, many of whom may oppose it because it reduces their discretionary power to make decisions. In addition, while a green development strategy will be of considerable long-run benefit, it will in the short run conflict with other economic objectives (for example, meeting employment and industrial targets for the five-year plan). Resolving these conflicting objectives will require job retraining, skill development, and similar policies to smooth the adjustment toward the new pattern of green development, and need clear and strong leadership from the highest levels.

Recommended reforms

Economic activities are replete with externalities and market failures that require government intervention through market and non-market policy instruments. To promote green development and control environmental degradation and carbon emissions, governments must intervene to allow economically and environmentally efficient markets to fully play their role.

Applying this principle, the promotion of green development in China will involve five distinct but coordinated policy levers: long-term market incentives to encourage enterprises and households to “go green”; better designed and enforced regulations requiring changes in behavior in situations where market incentives do not work; public investments that deliver key environmental goods and services with high positive externalities and that explicitly incorporate climate risk management; measures to strengthen local government institutions; and safety net schemes to mitigate any short-term negative employment effects of green development reforms.

Long-term market incentives. A key goal of using market incentives is to harness the creativity and entrepreneurial energy of China’s private sector and state enterprises to protect the environment and turn China’s green industries into an important source of growth by making them world-class innovators and competitors. Market incentives are also the best way to foster efficiency, which, in the case of green development, goes beyond financial efficiency to include resource use efficiency and the reduction of environmental externalities.

So far, China has mainly employed regulations and edicts to enforce its environmental and emissions targets. Old power plants have been retired and polluting factories closed, with measurable benefits in improved environmental quality. But as the scale and complexity of the Chinese economy and the environmental challenge grow, the disadvantages of this approach will (indeed, already have)

become more apparent. Instead, the government should consider market mechanisms such as taxes, fees, tradable permits, tradable quotas, and eco-labeling. In degraded ecosystems, rehabilitation is warranted, especially through expanded payments for ecological services in poor and ecologically important rural areas (for example, upriver watersheds or downriver flood plains).

There is no better place to begin than by ensuring that market prices of goods and services reflect the true cost of production and consumption to society. For example, the price of oil, water, coal, and other natural resources should include a tax to reflect the social and environmental costs incurred with their use. Complementary actions would involve removing direct and indirect subsidies, raising pollution taxes, and canceling export tax rebates for high-pollution, high-emissions, and resource-intensive industries. (Indeed, export targets for these industries should also be curtailed, if not abolished altogether.) Mining companies, state and nonstate, should pay royalties for the state-owned mining resources they use. These measures, together with enforcement of the “polluter pays” principle, will help internalize the pollution costs of enterprises and reflect the true scarcity of the resources they use, as well as reflect their real competitiveness in domestic and world markets.

Such “no-regrets” policies not only improve efficiency, they also support sustainable growth. But China’s green development strategy has a loftier objective, which is to make green industries a source of growth. To achieve this goal, industries that use green technologies should be open to private and foreign enterprises that compete on a level playing field. Public investment should focus on public goods and services such as basic research, appropriate infrastructure (for example, smart grids), and a supportive environment for private and foreign investment such as streamlined investment and copyright approval and rapid endorsement of new technologies and products.

Because innovation is fundamental to green growth, the government should foster the conditions for creativity by permitting new entrants as well as the import of

high-level talent for innovative firms. New entrants will stimulate competition and innovation; the production of electric vehicles, for example, should not rely solely on traditional automobile manufacturers. Once such public policies spur private sector development in a green sector, the focus could shift to the next vanguard sector. In this way, state investment can play a key role in spurring private sector-driven technological innovation. State enterprises, on the other hand—especially if they enjoy monopoly power, are subsidized implicitly or explicitly, or are favored in any way by discretionary government actions—are more likely to hinder, rather than encourage, green innovation.

In the early stages of developing green industries, the government could “grow bigger fish by adding more water.” During the formative period of green firms, the authorities could offer temporary tax relief, fiscal subsidies, preferential land allocation, and below-market financing. Once these firms are established, however, such preferential policies should be withdrawn. Any initial loss in tax revenues will be more than made up by later increases. At the same time, if it becomes clear that international competitiveness is unlikely to be achieved, this financial support should be withdrawn.

Given the global push on climate mitigation, the most effective way for China to establish itself as a global green technology leader is by implementing stringent and effective policies to reduce greenhouse gas emissions and to internalize the cost of carbon emissions in the operating costs of enterprises. Stringent emissions reduction policies, achieved through such diverse market mechanisms as carbon trading, a carbon tax on fuels, technology standards, and regional carbon partnerships, can act as a powerful mobilizing force for innovation in green technologies. This, in turn, will help lower economic costs associated with improving the quality of the environment and help drive overall growth.

The 12th Five Year Plan commits China to experiment with a carbon cap-and-trade scheme to be rolled out gradually and on a voluntary basis. As China embarks on its own pilot emissions-trading schemes, it

needs to evaluate policy choices between price and quantitative instruments under the guiding principles of efficiency and effectiveness. Beyond the more conceptual differences between these two approaches, China can find valuable lessons in the experiences of many OECD countries, including existing and proposed carbon-trading schemes in Australia, Canada (Alberta), the European Union, New Zealand, Switzerland, Tokyo, and the United States (both national and state-level schemes).

Better designed and enforced regulations. Regulations are an important complement to market-based incentives to promote green development, provided the authorities are able to monitor and enforce compliance effectively. One important step will be the establishment of strong environmental and emissions technical standards that will shape behavior and create market incentives for green technologies. A key example is in the automobile industry, where standards can be set for fuel consumption. Another is in the appliance and lighting industry, where new standards for energy efficiency can have a direct and widespread impact, especially given the scale of urban construction. A third involves setting national standards for climate-robust green buildings, urban design, and transportation to avoid locking in existing carbon footprints. Compliance with these standards can be increased through tougher inspections and buttressed by market-based incentives (such as insurance policies that require flood proofing or compliance with energy efficiency standards). A fourth is the establishment of labels and standards for green products, services, and technologies so they are easily recognizable and understood by consumers. And a fifth is the implementation of recycling guidelines to reduce the need for new urban landfills or incinerators by reducing the volume of waste at the source. The government could also signal its seriousness about environmental goals by changing the way it conducts its own business. The most important and pervasive approach would be to introduce green standards for the roughly RMB 1 trillion in government procurement each year; these standards

could open up a huge market for green products and usher in a period of robust growth in relevant industries.

Public investment. While the bulk of new investment in green industries and technologies will be through enterprises, a sound green development strategy will also require incremental public investments over and above the huge amount the government is already doing. While China's annual investment in the treatment of industrial pollution is roughly comparable to Europe's, its total expenditure on environmental protection activities is less than Europe's by 0.3–1.1 percent of GDP.³¹

To improve environmental quality over the longer term, China's government expenditures related to the environment should be at least half a percentage point of GDP higher than current levels. Incremental expenditures should be focused not only on reducing pollution and solid waste but also on protecting and restoring the health of China's ecosystems, water, and soil and reducing potential damage from flooding. Evidence from other countries indicates that such expenditures have extremely high economic rates of return. Therefore, a relatively modest incremental increase in environment-related expenditures would go a long way toward reducing the annual costs of environmental degradation and depletion (as noted, these costs are approaching 10 percent of GDP).

One of the most important areas for increased public investment will also be adaptation to climate change and, more broadly, the development of a climate risk management framework. Four of the ten Asian cities most vulnerable to rising sea levels are in China. Careful planning and large public investments will be required to protect ports, infrastructure, and housing in these cities from extreme climate events. The government could invest more in public institutions to analyze and disseminate weather-related and emergency response information, and it could also update and develop new climate-robust technical standards for infrastructure. Follow-on actions could include relocating transmission lines and distribution systems for power grids in coastal areas exposed to

natural hazards, and redesigning storm water drainage systems in cities so they can handle extreme weather events projected for the next several decades.

The government also needs to prepare for climate-induced effects on agriculture and to invest early in flood control, water management, drought-resistant plant varieties and agricultural methods, and research on climate-induced effects on the economy. These investments would earn higher economic rates of return if they were complemented by measures to improve water use efficiency (for example, through consumption-based allocation and trading of water rights) and expanded pollution regulation that includes coverage of nonpoint sources of pollution. Finally, expanding current programs that restore forest cover and watersheds to meet the objective of restoring ecosystem health will have even broader benefits. When investing in environmental improvements, it is important to use instruments that give value to environmental quality and then reflect these values in measures used to monitor and rank the performance of local governments.

To mobilize collective action on environmental protection and climate change, the government needs to launch mass education campaigns to increase public awareness of these issues and the actions that individuals and households can take to contribute toward the national effort. China can make emissions reduction and environmental protection a desirable lifestyle, thereby increasing market demand for green products. To do so, it could mobilize nongovernmental organizations, industry associations, and the media. It can also change consumer behavior by providing better information, through energy efficiency labeling for example.

Local institutional strengthening and reform. In the past, some of China's most successful reforms, such as the household responsibility system, originated as local experiments that were later scaled up. The same could be said for green development. In a few cities such as Baoding and Rizhao,

bold efforts are under way to deploy clean technologies, improve energy efficiency, and reduce greenhouse gas emissions. But green successes in some areas are not being scaled up because most local officials remain under more traditional pressure to grow their economies and protect jobs.

One way to align national and local objectives is to introduce explicit performance indicators for local governments that support green growth. China could consider using some of the measurable indicators suggested by the OECD (2010), along with other indicators that have been developed by local governments themselves. For example, some subnational governments—typically more affluent ones—have introduced quality-of-life indexes into performance appraisals for public officials. Meaningful ratings depend on publicly disclosed information, such as on the levels of air and water pollution and on the levels of environmental compliance across industries. Fujian Province has included ratings for environmental quality, energy consumption, R&D, public safety, education, and rule of law in its performance evaluations. Guangdong Province recently started using a “happiness index” as a supplementary measure of performance. A national poll in 2011 found an overwhelming 89 percent of respondents in favor of including a happiness index as part of local government performance evaluations (Feng 2011).

Two other important ways to strengthen local institutions include, first, adjusting the local tax structure away from land sales and in favor of property and value-added taxes (see chapter 7). Among other benefits, greater use of property taxes would provide additional incentives for local governments to increase land values by improving the local environment. Another step is to strengthen interregional coordination to better manage regional transportation, natural resources, and pollution control facilities. Urban, transport, ecosystem, and environmental problems are not confined to local boundaries. Incentives are needed to encourage smart urban planning and risk management by local and regional governments

across an entire region. Transjurisdictional bodies, such as river basin commissions and regional planning boards need to be given more authority.

Reduce negative impacts on specific sectors or groups. The introduction of reforms, whether fiscal and financial incentives or nonmarket policy instruments (such as new standards and regulations), will inevitably alter relative prices and change the profitability of different sectors. Pollution-intensive sectors will see profitability reduced while green sectors will see profitability enhanced.

To handle objections of those likely to be affected negatively, the government will need to be ready with a range of policy measures. First, compensation for carbon pricing (whether through taxation or tradable permits) could be made through fiscal transfers. If done in a fiscally neutral manner, carbon revenues could replace other taxes that may be more regressive. In addition, progressive “social” tariffs could be introduced where price increases in water, electricity, oil, and gas specifically do not affect low-income groups.

Second, if carbon trading is introduced, the original allocation of permits, both by sector and across regions, can be done equitably with the cost of low carbon transition in mind. Less developed areas may not use their full allocation and could potentially earn revenues from the sale of the excess. High-emission enterprises that may be affected by carbon emission limits (especially industries that are still subject to price controls or that cannot pass on the cost of carbon emissions to consumers) could receive free allocations at the beginning, moving to a partial and then full auction over time.

Third, job retraining will be needed for displaced workers, as will labor market policies that permit workers to move jobs and locations at relatively low cost. Managing this transition, and ensuring that the pace of change is well within the capacity of the economy to absorb, will require careful policy planning and proactive implementation of social safeguards.

Conclusion

Green development can drive growth and address past environmental deficits, but its success will take active government policies—applying market and nonmarket policy instruments—together with competitive and well-functioning markets for goods and services. Valuing natural assets and applying a price to pollution will lie at the heart of China’s green growth strategy. Therefore, a key priority would be to price electricity, oil, gas, water, and other key natural resources not only to reflect scarcity value but also to incorporate the environmental costs associated with their use. Enterprises and households will need to respond to price signals and regulatory standards and restrictions. A cap on greenhouse gas emissions together with an emissions trading scheme—combined, perhaps, with a fuel tax to encourage emissions reduction in transport (which is not amenable to inclusion in carbon trading systems)—will be essential to ensure an optimal allocation of emissions rights.

As a result of these policies, returns to investments in green products and services will increase, and “brown” industries will be discouraged. More important, the expansion of green industries will contribute to economies of scale in production and to R&D. Competitiveness honed in the domestic market could accelerate the competitiveness of Chinese green firms in a rapidly growing international market. Net job creation is likely to be positive. In the long run, green development will derive from new product and process opportunities afforded by innovation aimed at addressing environmental concerns, more efficient use of resources through the removal of price distortions that lead to environmentally harmful practices, more rigorous appraisal of the costs and benefits of alternative government policies and public investments, and lower economic costs associated with growing green now rather than growing now and greening later.

Chapter 6 Equal Opportunity and Basic Security for All

China's social development over the past three decades has been impressive. The country has universalized compulsory primary education, expanded participation in higher levels of education, sharply reduced the burden from infectious diseases, and dramatically increased health insurance coverage. Labor has become more mobile, and a growing number of rural migrants have moved to cities in search of employment. The "iron rice bowl" social protection system based on state enterprises has been transformed into a set of social protection programs that are being expanded and consolidated.

Going forward, social policy will need to focus on establishing a welfare system appropriate for China in 2030—one that promotes human capital development, provides basic social welfare but avoids welfare dependency, and creates social conditions supportive of growth and development. Its foundation should be a basic level of security provided to all, with a particular focus on the poor. Just as important, policies should promote equality of opportunity in education, health, employment, and entrepreneurship to realize everyone's full potential and substantially narrow disparities in income, living conditions, and wealth that will allow people to enjoy a higher standard of living and share the fruits of development.

Key problems and risks

China's social policy faces four broad problems and risks. The first is *relatively high inequality*, some dimensions of which may have even worsened in recent years. Inequality remains high in incomes, consumption, and asset ownership, as well as in access to quality education, health, jobs, and social protection programs across and within regions and especially between rural and urban areas. Although regional inequality appears to have narrowed to some extent, other dimensions of inequality, such as housing wealth (accounting for some 60 percent of total household wealth), have increased. Rising inequalities increase the risk of reduced vertical mobility

in China and gradual ossification of social structures. In addition, many who escape poverty remain near-poor, and a shock, such as an illness, injury, or layoff, could easily thrust them back into poverty (box 3).

Part of China's income and consumption inequality is the result of the "Kuznets' effect"—which comes from structural change as labor moves from low-productivity agriculture to higher-productivity manufacturing. But there are three other drivers of inequality, all related primarily to the inequality of opportunity in accessing social services and social entitlements:

- China's decentralized fiscal system and the mismatch at the local government level between resource availability and social spending responsibilities have led to large differences in government expenditures per capita on social services—between rural and urban areas within provinces, and between coastal and interior provinces. The inadequacy of fiscal resources at subprovincial levels also makes many public service units (PSUs) behave like private sector profit-maximizing units and distorts incentives for service provision. Spending differentials have resulted in disparities in access. For example, progression rates of rural students to senior secondary school remain far below those of their urban counterparts, and relatively few of them are entering universities. Another example is public subsidies on health care, which differ by several multiples between urban and rural residents. Just as important, spending differentials have resulted in "inequality of quality" in education and health services and in the degree of financial protection offered by pension and health insurance programs. Such disparities in turn lead to inequality in job opportunities, productivity, and eventually incomes, as well as in risk management capacities.
- Institutional arrangements and policies reinforce and, in some cases, accentuate inequalities; examples include the different rural and urban social entitlements

BOX 3 Reducing poverty

Over the past three decades, more than 500 million Chinese have moved out of the ranks of the poor—an achievement of historical significance. At the same time, China still has large number of poor people—204 million in 2005 when applying a \$1.25 a day poverty line (purchasing power parity) and household consumption as the measure (Ravallion and Chen 2008). Reaching those that still remain below this international poverty line will prove difficult. Many are in remote western provinces, and the rest are dispersed throughout the country. Many more are “near poor”—just above the poverty line and only one crisis away from falling back into poverty. The challenge facing the country will therefore increasingly be to reduce risks faced by the near-poor and tackle transient poverty. The recommendations below are designed to meet this challenge.

First and foremost is the need for continued rapid growth. Throughout the world, higher growth has meant greater likelihood that incomes and consumption rise above the poverty line for increasing numbers of people. But poverty is not just about income—it is also about access to affordable quality health care and education and the ability to deal with risks. Indeed, China’s rising inequality is largely the result of inequality of opportunity; one’s connections, place of birth, employer, and parental circumstances still play a large role in gaining access to critical social services.

Second, it follows that identifying the poor and vulnerable through a metric broader than just income—one that includes access to public services and ability to deal with uninsured risks—will help targeted poverty reduction programs and keep poverty reduction at the top of the government’s development agenda. China has developed a household-based targeting system for providing direct assistance to the poor, but there seems to be scope to improve this program through a more explicit proxy-means targeting system based on easily observed household characteristics that are correlated with income.

Third, universal access to quality health care, secondary and higher education services, and finance

for agricultural investments can improve the conditions of poor rural residents and migrants, while also improving opportunities in agriculture through additional investments in rural infrastructure (notably water, renewable energy, and roads).

Fourth, returns to labor can be raised by relaxing disincentives to rural-urban migration and providing migrants affordable access to urban services through the phased reform of the *hukou* system. These steps would not only raise household incomes of the poor and reduce poverty and inequality, they would also boost household consumption, and at the same time allow firms more time to make the adjustment from labor-intensive to skill-intensive production. Complementary efforts could include improving the education and skill base of potential migrants before they migrate, providing assistance to migrants to reduce job search and information costs, increasing connectivity between rural and urban areas, and improving the investment climate in the poorest western provinces where the bulk of poor potential migrants reside.

Fifth, notwithstanding significant improvement in recent years, social protection instruments—health, unemployment, and pension insurance—need to be strengthened to meet two objectives: insuring the poor against a variety of risks with adequate but sustainable financial protection; and making full portability of entitlements a reality to promote occupational and geographical flexibility for workers, giving them the freedom to seek better and more productive jobs wherever they may be.

Finally, because local governments shoulder the bulk of the responsibility for implementing and financing these programs, they cannot be expanded without fiscal reforms (identified in chapter 7). Bridging the gap between expenditure responsibilities and revenue sources is one priority, and reducing regional disparities in fiscal performance is another. This in turn warrants strengthening the fiscal system so it can shoulder these additional responsibilities.

created by the *hukou* system, and the fragmented institutional arrangements and delivery systems that limit portability of entitlements and impede labor mobility. Thus, notwithstanding recent local *hukou* reforms, there remain obstacles to

migration from rural areas to cities, from interior to coastal provinces, or even from city to city, because most migrants are denied access to affordable health, education, housing, and pension coverage to which urban residents have access by right.

- Other factors also contribute. For example, high taxes on labor—to pay for social insurance—limit formal sector employment opportunities, lower remuneration for workers, and bias investment toward capital-intensive technologies. In addition, weak labor market institutions, in particular the wage determination system, do not provide an effective platform for balancing the interests of workers, employers, and sustained competitiveness to ensure the growth of labor earnings in line with increasing profits. The labor market is segmented between and within localities, often according to the *hukou*, income, and social status of workers. As a result, workers without family or social connections are disadvantaged in accessing government or public enterprise jobs. The lack of portability of social entitlements and differences in worker wage and entitlement terms between the formal and informal sectors, and between the private and public sectors (state enterprises, PSUs, and government departments) exacerbate the segmentation.

A second challenge is inefficiencies in social service delivery stemming from *distorted incentives and market structures*. Public organizations and agencies exercise a monopoly or quasi-monopoly in delivering social services and face little competitive pressure to improve efficiency or quality. Pressure from users of services is also limited because government incentive structures are not based on downward accountability. As noted, the revenue and incentive structure in health and, to some extent, education services encourages public providers to maximize revenues and to act as profit-maximizing private sector entities. This results in some undesirable outcomes: for example, between a third and a half of admissions to hospitals in China are estimated to be unnecessary; the average number of days in hospital is double the OECD average (World Bank 2010); and school selection fees in urban areas drive a further funding wedge between “key” schools and regular schools, excluding many deserving students.

The third challenge is *rapid aging of the population*. China’s demographic transition will be among the most rapid ever seen

and poses future challenges for social policy formulation and the economy more broadly. With rising life expectancy and with total fertility at only around 1.5, the country is “growing old before growing rich.” As the country ages, the labor force will peak around 2015 and then start to shrink (albeit gradually at first); and health and pension costs will escalate. A smaller workforce, combined with higher dependency rates, puts a premium on deepening human capital to enhance labor productivity, places additional demands on education and training systems to increase relevant skills, and heightens the importance of ensuring that labor is allocated efficiently. Moreover, the aging of the population means that the disease profile has changed sharply toward noncommunicable diseases—a trend that will only accelerate—requiring a shift in health care strategy from curative to preventive care and better health education for children and adults. The fiscal costs of health and pension programs will need to be contained through greater emphasis on primary care rather than hospitals, structural reforms in pension systems, efficiency improvements in service delivery driven by information and communications technology (ICT), and better incentives for health care providers.

And the fourth challenge is *rising expectations*, especially among second-generation migrants and a rapidly growing middle class, for higher wages, greater income security, better social services and greater equality in access, and a voice in the design and delivery of those social services. There is growing dissatisfaction with service providers and increasing expectations for more accountable, affordable, and equitable social programs. The expectations and interests of different groups may not be aligned, however, and may even conflict with one another, raising concerns that unless these deep inequalities are reduced, social unrest could grow.

Proposed reforms

Based on these problems and challenges, social policy reform has three objectives. The first is to reverse rising inequalities in income, consumption, and access to public services and ultimately to ensure that equal

opportunities are available to all, irrespective of whether someone is migrant or local, old or young, in the city or countryside, or from the coast or interior. The second is to help households better manage employment, health, and age-related risks, and ensure a basic level of security. The third is to promote greater accountability of service providers, public and private, to ensure that services are made available in the right amount, at the right place, and of the right quality.

To achieve equality of opportunity for all by 2030, the policy focus will require expanding opportunities to include all citizens so they can access quality, affordable health and education services and share in, as well as contribute to, the country's prosperity through equal participation in the labor market. To become a competitive high-income economy, China must deepen and broaden its human capital base and put it to the most productive use.

A more complex and dynamic economy also brings greater risks for workers during and after their working lives, and reducing these risks requires measures that enhance security in old age and help workers better manage risks inherent in a more flexible labor market. The provision of such "flexicurity" requires making structural reforms in pension and unemployment insurance systems so that workers have reasonable and portable support in old age or when unemployed, while avoiding an ever-increasing burden on the working population; ensuring comprehensive coverage of pension insurance, in particular for rural citizens, migrants, and informal sector workers in urban areas; preparing for and gradually expanding long-term care for the aged and terminally ill; and strengthening labor market institutions to enable wage bargaining and dispute settlement mechanisms that balance the interests of workers and employers.

Underpinning these reforms is the cross-cutting need to promote greater accountability for results in social services and social protection programs. Accountability would need to come through three channels: administrative systems that monitor performance and encourage quality and equity in service delivery; market-based mechanisms that encourage the private delivery of public services and

rely on competition with appropriate regulation; and accountability to citizens for quality services by increasing the role of civil society organizations in monitoring and in some cases giving them co-responsibility for managing social services. Emerging local experience in China with citizen participation in oversight and management of service delivery (for example, through school councils, election of school principals, and medical dispute mediation councils), and in providing feedback on service quality (for example, through web-based public feedback and citizen score cards) suggests that China can benefit from more active citizen participation in service delivery as many other countries have.

To achieve these objectives, China needs to *develop a vision*, core values, and guiding principles for social policy reforms. Policy makers need to ask two questions: What level of social services and protection should the state aim to finance, and how much of the burden should be shouldered by individuals and households? And what should be the roles in service provision of government, the private sector, and communities? In China, the answer to the first question will depend on the amount of fiscal resources the government intends to devote for this purpose. Extending the current level of urban services and social protection to rural residents and migrants—well over half the population—will itself impose a significant burden on fiscal resources. Therefore, additional government-financed social services should be undertaken with considerable caution and only if they do not strain the fiscal system (see chapter 7). At the same time, international experience suggests that social spending accounts for the bulk of incremental public expenditure as countries get wealthier. China will want to strike the appropriate balance and avoid the current predicament that many advanced countries face—a fiscal crisis that has arisen, in part, from financially unsustainable entitlement programs.

Achieving equality of opportunity

Providing equal access to quality, affordable education and health care for all by 2030 requires action in several areas. In the first place, the challenge will be to continue

fiscal and structural reforms that ensure the wider framework for equitable and sustainable service delivery. But these will need to be accompanied by sectoral reforms that promote opportunities to build human capital and allow people to be healthy and productive across the life cycle.

Based on a vision of China's future social policy, the government will need to put in place the *appropriate fiscal measures*—increased aggregate social public spending commensurate with the level of development, lower payroll taxes to increase labor intensity in production and encourage formal sector employment, and stronger fiscal equalization across local governments at the subprovincial level (see chapter 7).

In addition to fiscal measures, several *structural reforms* in the social sectors can improve the efficiency of service delivery and help achieve equality of quality. First, human resource management should be reformed for service providers, through effective monitoring of performance on key outcomes, strengthening the link between provider performance and career progression, providing incentives that discourage rent-seeking, and ensuring that the best health providers and teachers also provide services to underprivileged urban and rural areas (for example, through rotation policies for teachers and outreach programs for hospital doctors to periodically provide services to poor patients).

Second, nonstate provision of social services should be increased, and different stakeholders (communities, commercial and nonprofit providers, and even households themselves) given greater co-responsibility. The state cannot and probably should not “do it all” as it seeks to provide a wider and deeper range of social services and social protection programs. Involving the nonstate sector will open up new possibilities, from private hospitals and clinics, to private pre-schools and universities, to involvement of private insurers and third-party administrators. In some fields, such diversification may also benefit from enhanced partnerships with international firms. New approaches to financing will also be required. Greater plurality of service provision also offers a greater

role for communities and the nongovernmental sector, often with financial support from the state. The experience of OECD countries suggests a range of innovations in unbundling financing, provision, and regulation of social services that China could consider. At the same time, achieving plurality of social service provision while ensuring quality will require the state to assume a greater role in licensing, accreditation, oversight, and regulation of providers.

Third, integration of ICT in social service and social protection delivery systems should be increased. This integration could include electronic medical records, telemedicine, distance learning, and high-functionality smart cards that allow individuals easy access to their key medical data from anywhere. A good ICT system will permit exchange of data and financial information across the country, dramatically reducing administrative costs and costs to the population. But realizing such gains requires harmonization of data standards and systems to end the current situation of major investments by local authorities in IT systems that are incompatible with one another.

Fourth, intra- and intersectoral coordination is needed for policy development and delivery of social services. As economies age and grow richer, effective social services increasingly require better cross-sectoral coordination. For example, within health services, coordination of care across levels of service is critical for managing noncommunicable diseases, and for education the boundary between technical and vocational education and training and academic streams becomes more porous. Across sectors, new needs such as long-term care require inputs from social welfare, health, and other agencies, while labor policy for older workers requires coordination of social security and training initiatives. Developing an administrative system of cross-sectoral coordination requires the transformation of government functions and responsibilities.

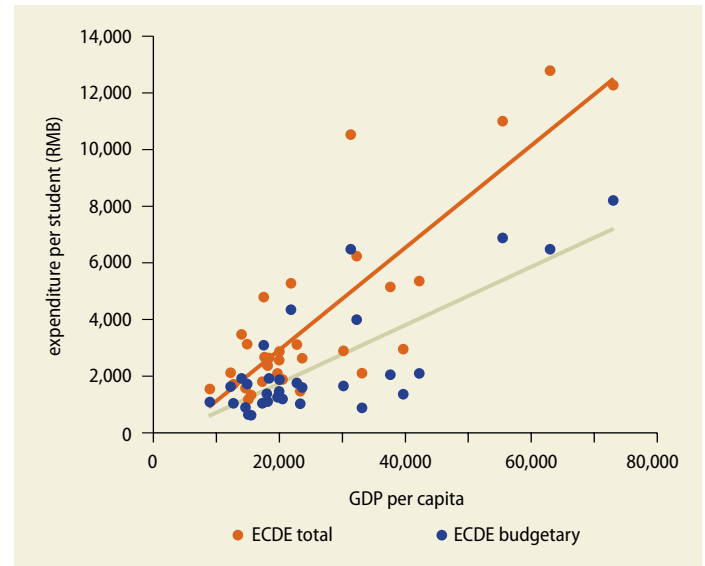
These structural reforms need to be complemented by a range of sector-specific policies to promote equality of quality from young children to the elderly.

Education. A key priority in improving equality of quality will need to be an equal start in life for all children, especially in the areas of early childhood nutrition and education for rural and poor children. These are some of the highest return social investments in the next generation. The government should prioritize nutritional supplements for children ages zero to three and for pregnant or lactating women in all poor rural counties, especially in the central and western provinces, and for migrant children in urban areas. The cost of such a program is not prohibitive—this intervention is in fact very cost-effective in light of the high returns to health, cognitive development, and productivity. Over time, the focus of child nutrition efforts would increasingly need to shift to stemming the incidence of childhood obesity, which is already approaching Western levels in a number of China’s coastal cities.

Similarly, *early childhood education* for three- to six-year-olds is another relatively low-cost, high-return public investment. In the coming five to ten years, the program should focus on children in poor rural counties, gradually expanding to rural areas in central and western provinces, and migrant children in urban areas (figure 6). The financing can come through supply-side subsidies to providers and fee exemptions for targeted households. Another option could be the use of conditional cash transfers (CCTs) targeted to poor households. CCTs have proven to be effective in other developing countries, and pilots in China indicate that they have significant potential.

Another priority will be extending affordable access to *secondary education*. High fees are a key reason why a significant portion of rural children fails to enter senior secondary schools (fees are high because schools are encouraged to use them to make up for inadequate financing through local government budgets). Yet, given the needs of the Chinese economy over the next two decades, and given the experience of countries that have moved from middle to higher income, providing free senior secondary level education will be essential. China has set itself a 90 percent senior secondary enrollment target

FIGURE 6 Unequal spending on early childhood development across Chinese provinces



Source: World Bank staff estimates based on data from Chinese authorities.
Note: ECDE = Early Childhood Development and Education.

by 2020—comparable to Korea’s senior high enrollment rate in 2000. Following the example of the abolition of fees for primary education, a similar policy is needed for senior secondary schools in rural areas, together with a parallel initiative for poor and migrant children in urban areas. This could be financed in part by the incremental public funding that China has already committed in its Education Law (4 percent of GDP, around half a percentage point above current levels).

Health. Just as in education, much needs to be done in health. Deepening health reform is one of China’s biggest social challenges in the coming years. At the same time, Chinese and international experience demonstrates that health sector reform is one of the most complex and politically challenging reforms that governments confront, a challenge exacerbated in China by the rapid pace of population aging and the explosion of noncommunicable diseases, which in 2009 accounted for more than 80 percent of all deaths in China and 82 percent of the total disease burden.

A critical challenge is reorienting China’s three-tier health delivery system away from the current hospital-centric model to one

that manages care across levels of the system with a revitalized *primary health care system* playing the key role in care coordination. Primary health care, in turn, will need to have stronger links to the broader health delivery system to manage the epidemic of noncommunicable diseases and to control the escalation of health service costs. Up to 85 percent of patients with noncommunicable diseases need primary care because their conditions are best controlled with self-management. This care can—and should—be provided and managed by a strong primary health care system that is well-coordinated with the broader health care system. Greater reliance on primary health care will mean less demand for hospital-based care, which has been a key factor behind the major cost escalation experienced in the Chinese health system in recent years. Unnecessary admissions and over-treatment have made hospital costs in China a significant outlier compared to a range of OECD countries.

The necessary reorientation to primary and preventive care in China will be difficult to achieve without further progress on hospital reform. Fundamentally, it will be necessary to change the current incentives for public hospitals and doctors to behave like private providers. The key reform will be setting firm budget constraints on public hospitals through a more active purchasing role for health insurance agencies and the use of information to monitor and provide better incentives for improved provider performance. Evaluating the experience in improving hospital governance and management will also be important. Given the diversity in hospital organizational reforms across China, it is necessary in the short run to have more rigorous evaluation of different models and the lessons from them.

Reforms of the health delivery system will be effective, however, only with a broader reform of the incentive structure for health care providers, including *health financing and provider payment* arrangements in particular. An initial step will be to raise the pooling level of the health insurance system to harmonize benefits across different schemes, promote administrative efficiency,

and facilitate portability of entitlements. Greater pooling would also pave the way for greater integration of schemes across rural and urban areas. In this process, health insurance agencies could gradually ensure value and quality of health services, including through contracts with public and private providers. More broadly, the experience with the New Cooperative Medical Scheme and urban residents' health insurance schemes points to the need to consider over time an appropriate balance between financing from health insurance contributions and from the budget. Developments in the rest of Asia point to an increasing role for general revenues in financing health care, especially for the poor.

In parallel, provider payment reform must be accelerated to increase the incentives for all health providers to produce efficiency and quality. A number of efforts have been made to control costs in the health system, including drug lists, zero markup policies, and controls on the use of costly medical equipment and procedures. But without a more fundamental shift away from the current provider payment systems, the basic provider incentive structure will continue to drive inefficiencies and inappropriate care. Changes in incentives will need to be complemented with a stronger emphasis on professional ethics among providers, and tools for greater accountability of providers to patients.

Going beyond the health system, China's aging population will increasingly require *aged and long-term care (ALTC)*, as the 4-2-1 extended family structure places greater care burdens on adult children. To date, the policy framework for ALTC is limited, and its multisectoral nature has posed institutional challenges to developing a coherent approach. Nor are there enough appropriately trained personnel to provide required services. Given the early stage of development of ALTC in China, a first need is deciding on the appropriate mixture of public and private financing and provision and the role of the public sector for different population groups. These decisions would benefit from extensive piloting and local experimentation. Another key issue will be the institutional and coordination

arrangements for the ALTC sector, given the number of public and private actors involved. Once these questions are decided, a framework for ALTC can be developed that involves mixed models of providers (state, nonstate, communities, and households) and ensures that basic standards of care are met.

Achieving flexicurity

An increasingly open economy with greater labor market flexibility brings greater risks for workers during and after their working lives. To help them manage these risks requires flexicurity—labor market and social security institutions that promote flexible and efficient allocation of workers and also ensure they have decent working conditions and adequate social protection during and after their working lives.

A first element of flexicurity is a set of *labor market policies and institutions* that promote an internationally competitive workforce in which workers share in the benefits of growth and also enjoy some social protection. This would first require eliminating the remaining barriers to labor mobility—the most critical measure being phased reform of the *hukou* system (see chapter 3). To improve labor mobility, segmentation among social protection programs needs to be reduced to promote an integrated and seamless social security system. Social security entitlements should be portable within and across provinces, and with central government involvement reducing interprovincial disparities in social insurance protection. In parallel, labor market institutions will be needed to support wage determination that is driven less by administrative direction and more by collective bargaining where the interests of workers and employers are balanced. Finally, by 2030, as people live longer and healthier lives, the retirement age will need to rise gradually. Flexible work arrangements could make continued work more attractive, and life-long learning opportunities for workers would help reduce the depletion of human capital with age.

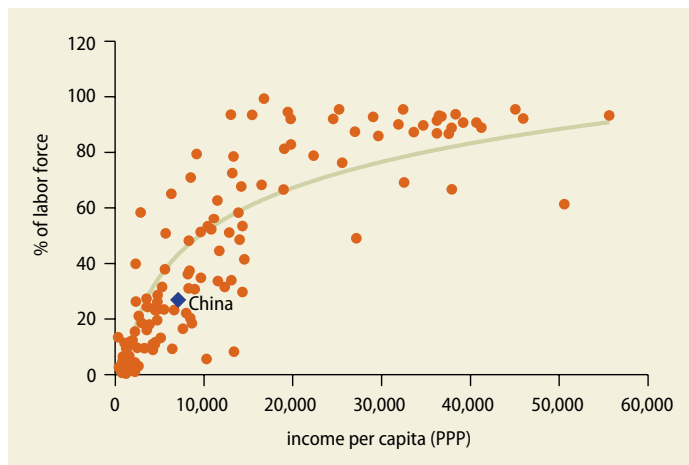
The second element of flexicurity is a *robust but sustainable social protection*

system. Since the 1990s, China has put in place a comprehensive package of social protection programs at a speed that is unprecedented internationally. These include pension programs for urban and rural residents; pension, unemployment, sickness, workplace injury, and maternity insurance for urban sector workers; and a national social assistance scheme that now covers more than 70 million people, among others. But there remains a big unfinished agenda to deepen the reforms already introduced.

The first item on this agenda is the need to *expand coverage of the pension system* among rural residents, migrants, and other urban informal sector workers. Until very recently, China had pension coverage well below that expected of a country with its per capita income (figure 7). Low coverage has been driven by the absence (until very recently) of a national rural pension program, the very low participation rates of migrant workers in urban schemes, and the absence until mid-2011 of a pension scheme for urban informal sector workers (30–40 percent of the urban labor force). Current policies commit to comprehensive coverage of the pension system by 2020, and new schemes for rural workers and urban residents represent a major step in this direction. To achieve comprehensive coverage, the authorities could consider a system with three pillars: a basic benefit pillar that provides minimum poverty protection to the elderly through noncontributory social pension benefits (this would build on the general approach being taken in the new rural and urban residents' pension schemes); a contributory pillar with a mandatory notional defined contribution scheme for workers with wage incomes (modifying the current urban pension system) and a voluntary defined contribution pension savings scheme for urban and rural residents with nonwage incomes; and a supplementary savings pillar for the urban and rural population providing voluntary occupational and personal pensions that may supplement other pension benefits.

The second priority is the need to ensure the *fiscal and financial sustainability* of existing urban pension systems in order to ensure

FIGURE 7 Pension coverage rate of the active labor force, various countries, mid-2000s



Source: Holzmann, Robalino, and Takayama 2009.

a credible commitment to basic security in old age. Pension reform will need a robust financing strategy that ensures basic benefits consistent with fiscal constraints. A key step is phased increases in the retirement age in line with higher life expectancy, and gradually harmonized retirement ages for men and women. In addition, there is a need to address the issue of inadequate returns on contributions in the current urban system, while controlling investment risks (for example, through a notional defined contribution approach). Pension reform will also require a strategy for financing the legacy costs of the urban system. Pension liabilities for those under the previous pension regime—so-called legacy costs—are estimated to range from 82 to 130 percent of 2008 GDP, depending on assumptions. An appealing option for financing this obligation would be to gradually pay it down through incremental fiscal resources, while all the time ensuring that assets accumulating in pension funds are properly managed and yield rates of return adequate to meet future liabilities. This approach in turn would create space for future reduction in

pension contribution rates to enhance the competitiveness of Chinese workers. Finally, voluntary supplementary saving arrangements will need to be expanded for those workers wanting pension replacement rates above the basic level.

The third priority is the *reduction of fragmentation* across different subsystems of the pension system. The integration agenda has both a spatial dimension and a cross-program dimension. Across space, greater portability in the short run would be complemented by pooling funds at higher levels over time, first at the provincial level and ultimately at the national level. Across programs, within the urban schemes, PSU and civil servant schemes should be gradually merged with the urban workers' scheme in line with emerging global practice. In addition, national policy can build on the growing provincial practice of merging rural and urban residents' schemes so that mobile workers have a more harmonized and ultimately integrated system as they follow productive work opportunities.

Finally, there is a broader need to build a more coherent social protection system, where the individual elements are aligned and the system is more than the sum of its parts. The Chinese government has committed to guaranteeing the poor a decent living with access to public services, including education, health, and housing by 2020, and the social protection system will play an important role in this process by assuring a minimum standard of welfare for the poor (State Council 2011). In addition, the medium- to long-term agenda in social protection will require greater coherence across insurance, social assistance, and other welfare and antipoverty programs to ensure not only that the poor are protected but also that the near poor are not subject to "poverty traps," where low-wage earners are worse off than those receiving social assistance.

Chapter 7 Strengthening the Fiscal System and Aligning It with the Evolving Role of Government

Over the past two decades, China has reformed its fiscal system significantly. A major overhaul in 1994 focused on enhancing revenue mobilization and revamping national-provincial fiscal relations. A new tax system with a value added tax at its core laid the foundations for a significant increase in the ratio of revenue to GDP. The reforms also launched important changes in China's system of intergovernmental fiscal relations. Changes in tax assignments increased central government revenues, laying the foundation for larger and more rules-based transfers to subnational governments to help tackle fiscal disparities. The combination of these reforms put public finances on a solid footing, allowed China's government spending to grow to levels comparable with other economies with similar incomes, and paved the way for increased social and environmental expenditures.

Key fiscal challenges

Now a key challenge is to further strengthen China's fiscal system, improve fiscal sustainability, and align it with the evolving role of government to support the delivery of a large economic, social, and environmental agenda by 2030. For example, in the economic sphere, improvements in the efficiency and independence of the financial system will mean that some of its quasi-fiscal functions will need to be transferred gradually to the fiscal system. Additionally, as state enterprises are subjected to hard resource constraints and better credit evaluation criteria, their restructuring, closure, or ownership diversification may require budgetary support. A strong fiscal system will also be central to China's objectives to meet domestic and external economic shocks as and when they arise—the 2009–10 fiscal stimulus package being an example of what can be achieved when an economy has adequate

fiscal space. Finally, although the share of public expenditures on social and environmental services has climbed in recent years, the large social and environmental agenda over the next two decades will entail further increases in public spending.

At the same time, it is important that China preserve fiscal stability to protect against future macroeconomic shocks. The demand for additional budgetary resources to address social and environmental needs will arise at a time when China's total public spending is already high relative to GDP, and the emergence of structural budget deficits could potentially erode available fiscal space and pose a risk for future fiscal stability. So the challenge China faces is to contain the level of government expenditures as a share of GDP while at the same time changing the composition of those expenditures to address evolving strategic priorities. This will require fiscal discipline as well as budgetary procedures that allow reallocation of resources over time from lower- to higher-priority government programs. How China deals with two key factors—its decentralized fiscal system, and its public finance management system—will be central to achieving these objectives. Consider each in turn.

China is among the most decentralized countries in the world when it comes to government expenditures, but government revenues are highly centralized. Its subnational governments account for around 80 percent of total budgetary expenditures and bear responsibility for the provision of vital public services including basic health and education, pensions, unemployment insurance, disability, housing, infrastructure maintenance, and minimum income support. But local government revenues—available through the tax revenue-sharing mechanism and intergovernmental fiscal transfers—are not commensurate with local government expenditure responsibilities. On average, these “revenues”

from the center finance 40–50 percent of the expenditure burden of local governments. Moreover, provincial governments have considerable discretion in transferring resources to subprovincial governments, and it is at the local level in poorer jurisdictions that the imbalance is most acute between available resources and responsibility for public service delivery.

While intergovernmental transfers are common in most large countries, China is unusual in the discretionary power wielded by provincial governments and the fiscal stress experienced at the lowest level of local government responsible for service delivery. In pursuit of rapid growth and motivated to “collect resources to do big projects,” subnational governments have identified innovative ways to raise resources locally. China’s subnational governments derive substantial revenues from fees of various kinds, the sale of land use rights, and taxes on real estate transactions. Distorted incentives to develop land can lead to corruption, forced land acquisition, inefficient use of land, and abuse of government power. Because local governments are prohibited from borrowing directly from banks, they have established special purpose vehicles that are free to borrow for infrastructure and urban construction, financed principally by local land sales and bank loans, often with land as collateral. Such activities have contributed to systemic risks in the financial sector (see chapter 3).

Arguably, the availability of revenue and borrowing outside the general budget has fostered some degree of local government independence (especially because most transfers from higher levels of government are for earmarked expenditures). But not only have locally generated revenues led to distortions in land and financial markets, they may also have exacerbated inequalities. Some poor provinces, townships, and villages may not be able to raise enough resources locally to provide quality services, and poor households cannot afford their high cost (see chapter 6).

Finally, *government financial management, fiscal transparency, and accountability* are key issues. China currently runs four budgets—the general budget (comprising the

bulk of government expenditures, including center-provincial revenue sharing and resource transfers), the government-funded budget (comprising off-budget revenues and expenditures), the state capital budget (financed by dividend payments from state enterprises), and the social security fund budget. The absence of a comprehensive budget makes it difficult to assess or alter the aggregate allocation of government resources across priority sectors and programs. Ministries have substantial latitude in allocating earmarked transfers to the provinces. Few budget details are made available, and there is little oversight by higher authorities or discussion about implicit intra- or cross-sectoral priorities. Moreover, little information is available on whether governments spend money according to budgetary allocations (except at the broadest levels), whether government expenditures and programs lead to the desired outputs, and whether the outputs lead to the expected outcomes. Internal audits focus on detecting malfeasance, not program performance. Additionally, the budget cycle and the expenditure cycle are not synchronized. Thus, even though the fiscal year starts at the beginning of the calendar year, the budget is not finalized until the end of the first quarter of the calendar year. This delay forces government departments to start program implementation before budgetary authorization. While that may seem a small procedural matter, it tends to reinforce the view that the budget itself is a formality with little operational significance for local governments and central ministries.

Proposed reforms

Over the next two decades, then, China’s challenge is to reform its fiscal system in the following four ways: first, to contain government expenditures as a share of GDP but change their composition in line with China’s new challenges, with higher allocations for social and environmental public investment and recurrent expenditures; second, to improve the efficiency of revenue mobilization, including through changes in the structure of revenues; third, to reform intergovernmental fiscal relations, including

through better alignment between resource availability and expenditure responsibility at different levels of government; and, fourth, to strengthen the management of government finances and improve the efficiency of public expenditures.

Containing growth of government expenditures while altering their composition

The composition of government spending will need to evolve to reflect China's changing development challenges. Most notably, the next twenty years will see a pressing need to further increase spending on health, social protection, and environmental protection. These increases will be important to provide social security and a basic set of public services and to build human capital and expand opportunity (see chapters 5 and 6).

The amount of public spending relative to GDP for social and environmental protection will depend on choices the authorities make in the current and upcoming five year plans. While China's reported spending on environmental protection appears to be in line with OECD and upper-middle-income country standards, the significant backlog and new challenges in this area could well require a further scaling up of such expenditures over the next two decades. In health, however, the scaling up of China's public expenditures will need to be significant. If high-income countries are used as benchmarks, the share of public spending on health in GDP can range from 4 percent (in Switzerland) to near 8 percent (in Iceland). China's current spending is about 2.5 percent of GDP.

Using these and other international benchmarks as reference, China could potentially aim to increase public expenditures by 1–1.5 percentage points of GDP for education, 2–3 percentage points for health care, and another 3–4 percentage points to fully finance the basic pension pillar and to gradually meet the legacy costs of existing pension obligations. These add up to an incremental fiscal outlay of around 7–8 percent of GDP, a reasonable estimate to bring China's aggregate "social expenditures" by 2030 to near the lower end of the range of high-income countries. Part of

these incremental expenditures could be met through efficiency improvements in current expenditure programs and the rest through reallocation away from lower-priority investment budgets (such as infrastructure).

Managing such a fundamental shift in government expenditure composition by 2030 while containing its total share in GDP will prove to be a major challenge. China's total government budget and off-budget expenditures as a share of GDP are about the same as some other upper-middle- and high-income countries. It would be inappropriate to push it higher. At no point should China fall into the "high-income trap" by expanding entitlements to the point that they become fiscally unsustainable in the long run. To prevent such an occurrence, a debt and fiscal sustainability analysis that accounts for contingent liabilities and considers alternative stress tests should be required as a condition for the approval of each annual budget.

Improving the efficiency of revenue mobilization

Since the 1994 fiscal reforms and subsequent improvements, China has been very successful in mobilizing revenues. But it has significant untapped potential to increase the efficiency of its tax structure. These are concentrated in six areas.

First, higher taxes or prices on energy (carbon), water, natural resources, and pollution will encourage resource conservation while improving environmental outcomes and generating revenues (see chapter 5).³² Second, raising SOE dividend payments to the general budget (perhaps through the intermediary structure of state asset management companies; see chapter 3) will spur more efficient investment planning in SOEs while also generating significant budgetary resources.³³ Third, additional revenues can potentially be mobilized from personal income taxes. These taxes make up only 1 percent of China's GDP, compared with an average of 5.85 percent in high-income countries.³⁴

Fourth, enhanced taxation of motor vehicles and parking (as a near-term option) and congestion pricing (as a longer-term option) would lead to more efficient and livable cities

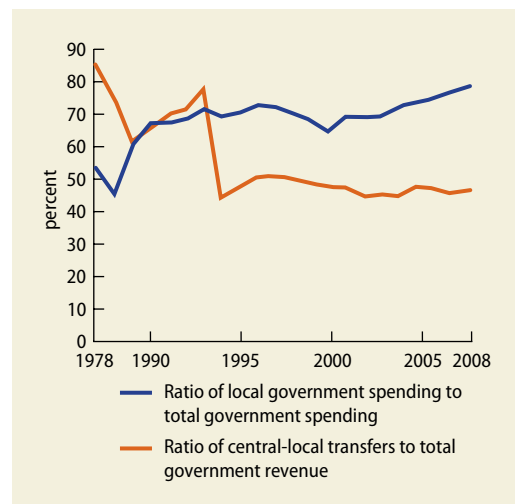
and better environmental outcomes. Fifth, property taxes will encourage more efficient use of land while also reducing urban sprawl and lowering local government dependence on funds from land acquisition. While promising, property taxes are unlikely to become a major source of overall revenues for some time; very few developing countries raise more than 1 percent of GDP from this source (Bahl 2009). Sixth and finally, the government could capture important economic rents by auctioning public resources such as bandwidth user rights, franchises for public utilities, and exploitation rights for natural resources. Not only will such measures raise government revenues, they would prevent politically powerful interests from capturing these economic rents for free.

Make resource availability commensurate with expenditure responsibility at all levels of government

Local governments are responsible for 80 percent of government expenditure responsibilities but receive only slightly more than 40 percent of tax revenues (in the form of transfers from the central government) (figure 8). The recentralization of revenues in 1994 strengthened the central government's capacity to redistribute in favor of poorer provinces. The most serious disparities in resource availability, however, occur at the subprovincial level, which was not included in tax-sharing arrangements in 1994 and which is responsible for more than 50 percent of total public spending. Fiscal transfers to subprovincial levels remain largely at the discretion of powerful provincial governments and are subject to negotiation, leading to high disparities across subprovincial local governments.

One way to deal with the disparity in government resource availability across and within provinces would be to introduce rules governing resource transfers from the provincial to the township and municipality level. Increasing the autonomy and capabilities of local governments is a common trend in other countries, even in unitary states. But in China, such increases will have

FIGURE 8 Local governments: large expenditure responsibilities, inadequate revenues



Source: NBSC, various years.

to be implemented in a manner consistent with ongoing discussions regarding reforms in the number, structure, and hierarchy of subnational governments. In addition, it may be appropriate to selectively raise some expenditure responsibilities to higher levels of government or to pool their financing at these higher levels. Scope for such reforms lies largely, but not exclusively, in health and pension spending (see chapter 6). Ultimately, any such solutions will need to be guided by a clear understanding of the functions and responsibilities of subnational governments in China.

Subnational governments will be able to increase their fiscal autonomy if they are given increased scope to raise their own revenues. The high disparity in development across different countries, townships, and villages warrants some flexibility in revenue assignment. China could consider first granting new sources of “own” revenues—such as property taxes and capital gain taxes on agricultural land acquired for urban development (see chapter 3)—to subnational governments in relatively developed cities to replace revenues from land acquisition. This step would free up fiscal resources at the center for additional transfers to poorer regions and help bring a larger share of subnational financing on-budget. In addition, citizens are likely to

hold officials more accountable if local public services are financed to a significant extent from locally imposed taxes.

Increasing the fiscal autonomy of local governments can be supplemented by allowing them to prudently expand on-budget borrowing. In the past, local governments have circumvented the rule against borrowing by establishing Urban Development Investment Corporations and other special purpose vehicles that can borrow using land as collateral. Total local government debt in 2010 reached as high as 26 percent of GDP, according to the National Audit Office.³⁵ Such indirect borrowing played a significant role in financing infrastructure investment and thus supported rapid industrialization and urbanization. But lack of transparency and regulation has created potential risks to fiscal sustainability,³⁶ and such quasi-fiscal financing also obscures the true size and composition of public spending and revenues. The government has recently introduced a pilot program that allows selected local governments to issue bonds with a guarantee from the Ministry of Finance. Once lessons are learned from this experience, the program can be expanded to other provinces. Over time, subnational governments should be allowed to borrow from the domestic capital market on the strength of their own creditworthiness but subject to a prudential regulatory and institutional framework for subnational debt.

Improve government financial management

China could introduce a number of public finance management reforms to improve the efficiency and effectiveness of public finances, but here we just mention nine possibilities.

- First, it could bring all off-budget government revenues and expenditures on budget and prepare a comprehensive budget that combines the general budget, the government-funded budget, and the state capital operating budget, and includes current and capital expenditures together with transfers.
- Second, China could complete the ongoing move from five to three (budgetary) levels of government in a manner consistent with reforms, also under way, to the structure of subnational governments. This step is a key toward streamlining the size of government, improving the efficiency of government services, and empowering county governments.
- Third, to discipline the budgetary process, the budget and expenditure cycles need to be synchronized by either finalizing the budget two months before the start of the fiscal year or moving the start of the fiscal year to April 1.
- Fourth, independent agencies should be used to conduct rigorous performance evaluations of government programs on a random basis. These evaluations will help provide feedback on the allocation of resources and identify programs that are delivering the right outcomes and those that are not.
- Fifth, treasury management and budget accounts, together with cash management, could be strengthened to streamline disbursements, introduce fiduciary controls, and prevent fraud and corruption.
- Sixth, a strict tally could be kept of contingent liabilities accumulating in the banking sector, state enterprises, and local governments and conduct regular fiscal sustainability analyses, accounting for these liabilities under different stress scenarios.
- Seventh, all levels of government should complete the process of bringing all public revenues and expenditures on budget in accordance with the latest Ministry of Finance regulations.
- Eighth, the central government should change the criteria for performance evaluation of local officials from an emphasis on growth to a focus on a “harmonious society.”
- Ninth, and perhaps most important, all levels of government should publish and make transparent all budgetary revenues and expenditures from aggregate sectoral allocations and outturns to project level allocations and outturns. In the experience of other countries, this disclosure has been one of the most powerful ways to improve expenditure efficiency and ensure that budgetary resources are used in accordance with budgetary priorities.

Chapter 8 Achieving Mutually Beneficial Relations with the Rest of World

China has benefited enormously from globalization and by opening to the global economy. Open trade policies worldwide helped sustain global demand for Chinese products just as opening its market has sustained Chinese demand for global products. China's openness to foreign capital helped improve domestic economic efficiency by encouraging competition within China and providing access to cutting-edge technology. China imported foreign practices in a host of areas ranging from banking regulation to product standards. And substantial inflows of foreign direct investment helped drive productivity in domestic firms through competition, workforce training, and demonstration of new technologies.

Other countries have similarly benefited from China's rise. The rapid growth of China's exports has been largely driven by its participation in the global production value chain; nearly half of its exports are processing trade—imports that are further processed and then exported—and multinational companies that have invested in China produce more than half of its exports. Therefore, China is part of a broader success story in which enterprises from many countries and territories have benefited, directly or indirectly. Furthermore, China is now not only the world's second-largest import market, it is also its fastest-growing. Its strong demand for raw materials, advanced machinery, and consumer products has benefited developed and developing countries alike.

At the same time, China's relations with the world have changed over the past decade. It is now the world's second-largest economy and its largest exporter. Its foreign exchange reserves are the highest in the world, and they provide a large amount of sovereign debt financing for the United States and European countries. China's economy is now so large that its domestic policies have an impact on the global economy. If China had not implemented such a strong fiscal stimulus package in 2009 and grown as robustly as it did during the recent global financial crisis, the

global effects of the Great Recession might have been even worse than they were. In addition, China's outward foreign investment is playing an increasingly important development role in developing countries.

Going forward, this mutual dependence between China and the world economy will only increase. China's large and growing middle class will become an even more important source of global demand, the country's industrial upgrading and expanding trade will lead to further specialization and increased efficiency in world markets, and its increasingly educated labor force will become a force for global innovation. It is now in the world's interest to see a growing and thriving China that will contribute a positive force in support of global economic recovery and sustainable global growth. The world outside China will change dramatically too. In 2030 the contribution of other developing countries to global growth will exceed 40 percent, far more than the contribution of all (current) high-income economies together, which will contribute roughly one-third. This shift will dramatically change China's relations with its trading partners and its comparative advantage relative to other countries.

With this backdrop of mutual dependence, China's strategy toward the world will need to be governed by a few key principles: open markets, fairness and equity, mutually beneficial cooperation, global inclusiveness, and sustainable development. And China should help shape global governance structures that will accommodate its own evolution while promoting global growth and providing opportunities for the development of other countries. As with other large economies, China's long-term interest lies in global free trade and a stable and efficient international financial and monetary system. China benefited enormously from entering the WTO and is now an important stakeholder in the existing global trading system. Similarly, it will want to see stable international financial markets and a well-regulated international monetary system supported

by stable currencies and underpinned by sound monetary policies. And finally, to ensure sustainable global growth, it is in China's interest to work toward a global climate change agreement that is fair and effective.

Key issues in China's external economic relations

Notwithstanding slower growth in the advanced economies for the foreseeable future, greater integration with the global economy will further increase China's international competitiveness in a number of ways: through the specialization of Chinese manufacturing firms in the international value chain and greater economies of scale; increased specialization and productivity in services, where China would benefit from more international competition; continued access to international technologies and greater participation in the global R&D network; and increased inward and outward foreign direct investment that would build on the comparative advantage between China and its trading partners.

The hard fact is that unless China moves up the value chain, the future *contribution of exports to economic growth* will decline for three reasons. First, China's penetration in key markets is already large, and further expansion of China's market share is limited within the current export structure. Second, rising costs for unskilled labor are changing China's international comparative advantage within the export sector and will require China to move up the value chain to remain internationally competitive. And, third, reforms in input markets and natural resource pricing designed to correct distortions will help increase the efficiency of resource allocation, but, if labor productivity does not increase to compensate for higher production costs, international competitiveness will erode in traditional energy- and resource-intensive industries.

As China moves up the value chain, it will inevitably have to manage rising trade and investment tensions (in part, because of China's sheer size). Increasingly, China will compete internationally in the same product

space as advanced countries and other emerging markets. Reflecting these trends, the number of disputes in the WTO involving China has accelerated in recent years and currently stands at 107 (78 as third party, 21 as respondent, and 8 as complainant). These are expected to rise in the short term. The share of developing-country antidumping actions against China (as a share of their total actions) increased from 19 percent in 2002 to 34 percent in 2009.³⁷

With services rising as a share of GDP, productivity growth in services will become increasingly important in maintaining overall rapid growth, and this growth can be boosted by further opening the services sector to global competition. Moreover, a more efficient services sector will also advance the competitiveness of manufacturing as China moves up the value chain. In stark contrast to the important position China holds in global trade is its virtual lack of *presence in international financial markets*. In the next two decades, Chinese firms are likely to become regional and global companies, and they will need to invest and raise funds abroad. The international presence of Chinese commercial banks and other financial institutions that have close relations with Chinese firms can help in this process.

Moreover, China's emerging multinationals will face new challenges as they seek to become global players. China's *outward flows of foreign direct investment* have climbed rapidly over the past decade. Even as the stock of China's foreign investment remains a minuscule share of the global stock, efforts by Chinese companies to invest in other countries have already faced market access restrictions in several countries, and these tensions are likely to rise. Such restrictions are misguided, because Chinese multinationals can play an important role in a host country's development, by transferring technology and by integrating business practices and organizational approaches.

China faces other challenges in its external accounts. The combination of its current and capital account surpluses has resulted in record foreign exchange reserves, exposing China to notably increasing risks from any depreciation of the U.S. dollar or the euro

and to limits on its macroeconomic policy space to contain inflation and domestic overheating.

As its interactions with the global economy continue to intensify, China will need to continue to protect its economic security and respond properly to risks that arise in other countries. The opening of the capital account as part of a possible initiative to internationalize the renminbi will, however, increase international capital movements and sudden changes in asset prices. China will also be more reliant on imported energy and raw materials, placing it at greater risk of supply disruptions arising from sharp price movements in global commodity markets. And the wide and increasingly deep application of the Internet and other information technologies will increase risks regarding information and financial security.

Finally, China is becoming an important source of development assistance to other developing countries, but its conditions, procedures, and approaches differ noticeably from those of some international donors. These differences did not matter when China's official development assistance was still small, but it is beginning to matter now and will be of increasing importance in coming years. China's processes—on tying aid, transparency of terms and conditions, and application of environmental and other safeguards—will come under increasing scrutiny as its development aid program grows in size.

Recommendations for achieving mutually beneficial trade and investment relations

Improving the external economic and trading environment. Given its high trade-to-GDP ratio relative to other large economies, the environment for international trade is crucial for China's future development, so promoting an open global trading system should remain an important policy objective. In the absence of a successful Doha Round, a multitude of bilateral and multilateral free trade agreements have emerged around the world (most notably in East Asia), and the number of preferential agreements has

increased from about 70 in 1990 to almost 300 today; this poses a major challenge for China's future trade because Chinese exporters are increasingly excluded from the same preferential access as other exporters to key international markets.³⁸ China should adopt a strategy of emphasizing both multilateral and regional arrangements—abiding by and protecting existing multilateral agreements as well as pushing for further opening of global markets using multilateral channels. It should also proactively push ahead with the negotiations for accession to the WTO government procurement agreement as part of its effort to improve procurement procedures, enhance transparency, reduce costs, and enhance quality in government purchases. At the same time, China needs to proactively participate in regional trade agreements that lower trade barriers at and behind borders and introduce trade facilitation arrangements. Where possible, China should advocate “open regionalism,” which requires that tariff levels agreed among regional partners be offered to other nonmember countries on a most-favored-nation basis.³⁹

Further opening of the services sector to international trade and investment. Notwithstanding rapid opening up of China's service sector since its entry into the WTO, its policies on services trade remain more restrictive than policies in many developing countries and much more so than in high-income countries.⁴⁰ Further opening up the services market will help introduce advanced technology and managerial expertise, promote reforms, increase competition, and ultimately enhance the efficiency and competitiveness of China's service sector while, at the same time, providing China leverage in international trade negotiations to further open the services markets of trading partners.

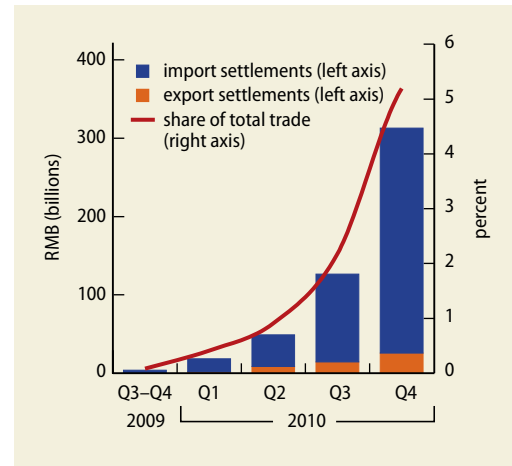
Promoting outward FDI. By becoming global players, Chinese companies can capture higher value added segments of the global production chain and exploit economies of scale. It can also be an effective strategy in anticipation of increased scarcity of low-skilled labor within China. Moreover, increased outward FDI can limit the

continued expansion of foreign exchange reserves (in part to temper international protectionist sentiment). To facilitate the globalization of Chinese firms, the government should further promote outward FDI and perhaps even liberalize outward flows of portfolio capital. Bilateral investment protection agreements could help create a better investment environment for Chinese enterprises investing abroad. Given doubts about foreign investments made by Chinese state-owned enterprises, the focus should be on promoting outward FDI by private enterprises, thus enhancing their ability to operate internationally and, over time, to become global companies.

China should also consider supporting a multilateral investment agreement that liberalizes FDI flows, provides basic guarantees, and includes binding dispute resolution mechanisms. China's contribution toward the shaping of such a multilateral agreement would be to ensure that the terms would be appropriate for developing-country circumstances. Achieving stronger protection and easier access for all investors, including Chinese investors, would require granting reciprocal concessions to foreign investors in China, implying a dismantling of most restrictions on FDI inflows—something that would also be in China's long-term interest.

Steadily pushing ahead with the internationalization of the renminbi. Internationalizing China's currency will bring important long-term benefits for China. The renminbi is already being used increasingly as the currency for cross-border settlement (figure 9). If a substantial portion of China's assets and trade were denominated in renminbi, then fluctuations in the dollar-renminbi exchange rate would have few implications for domestic stability. But internationalizing the renminbi requires opening the capital account, and that can be done only after China has in place a stable financial sector with improved corporate governance in banks and other financial institutions; well-functioning legal, supervisory, regulatory, and crisis management frameworks; deep financial markets with credible indirect monetary controls to manage liquidity; and an exchange rate that

FIGURE 9 The renminbi is increasingly being used as the currency for cross-border trade settlement



Source: People's Bank of China.

Note: China's total exports 2010: \$1.75 trillion; China's total imports 2010: \$1.52 trillion.

is made flexible over time. The many prerequisites for an open capital account was the main reason why many European countries took nearly 20 years after the collapse of the Bretton Woods system to achieve full capital account liberalization.⁴¹ In the case of China, therefore, a relatively prudent approach, stretching over many years, is recommended in transitioning safely to a more open and efficient financial and exchange rate system.

A stakeholder that plays a positive role in global governance

With its growing share in the world economy and its rising per capita income, China has become an essential partner in the provision of global public goods. A growing number of global problems cannot be solved without China's active participation. China's future prosperity depends to a large extent on the capability of global collective action to make available key global public goods. It is in the common interests of the international community (and China) for China to become a key proactive stakeholder in these global governance arrangements. The fact that China is the second-largest economy in the world

and yet ninety-third in terms of per capita income has created a huge gulf between the world's expectations about China's ability to shoulder important roles and responsibilities in global governance and China's perceptions of its own capabilities to do so. The process of China's participation in global governance will inevitably be gradual as the international community and China make constant adjustments to accommodate each other.

As China's strength in the global economy rises, the international community will expect China to play a more proactive role as a key stakeholder in *international governance rules for trade and capital flows*. In multilateral negotiations, China could capitalize on its unique position of straddling the interests of virtually the entire range of economies from low to high income. Its responsibilities will correspondingly increase. China can also wield enormous influence in shaping these rules to ensure that they are supportive of Chinese development. In particular, China's considerable impact on the global economy means that it can take, and would benefit from taking, a proactive stakeholder role in the design of such multilateral agreements.

China should continue to proactively *push forward global climate change negotiations*. China's 12th Five Year Plan already includes declining intensity of carbon dioxide emissions as a binding target. A fair and balanced global climate agreement could leverage these planned domestic actions by China, and make them more effective, without placing China at a competitive disadvantage. China's earnest efforts to reach this target and establish a market-based emissions reduction mechanism within the country will provide a solid basis to help shape a global agreement and create crucial win-win solutions. Failure on the part of major countries to reach agreement on climate change and contain the climate crisis will lead to serious consequences for the world economy and, in particular, developing countries, including China, that are likely to be the most severely affected by climate change. Such an agreement is also needed to create a level playing field and to avoid carbon tariffs, which can easily turn into protectionist measures. China's proactive role in the climate change negotiations is important

to put policies in place—such as international carbon trading—that are fair for developing countries and create win-win solutions for the world. Once carbon mitigation policies are implemented globally, incentives increase to invent and implement new green technologies. The resulting technological progress and economic growth can potentially turn the reduction of emissions into an opportunity instead of a burden.

China should proactively push for the reform of the international financial system. China's role in discussions on reforming the *international financial architecture* should be to ensure that the final outcome not only is consistent with China's own plans to liberalize its foreign exchange system, financial sector, and capital account, but is also appropriate for developing country conditions and suitable for strengthening the financial systems and the reduction of financial risks in developing countries. For example, it is necessary to assess the appropriateness of international prudential norms for China's financial system and their implications for China's interactions with global financial markets. Another example is the need to consider the proposal of establishing a derivatives clearing house and the capital needs for such institutions to ensure that they can reduce systemic risks facing China's financial system.

China also needs to be an active stakeholder in shaping the *international aid architecture*. As China has become a more significant source of concessional assistance, it can better improve aid effectiveness, by further enhancing the transparency of its foreign aid program, strengthening communication with OECD donors, and enhancing aid project management techniques.

Finally, China should increase its participation, contribution, and predictability in global governance in the international community and play a role commensurate with its capabilities. Over time it can better play its role as an international stakeholder if it strives to learn from the experience of other major powers in global governance, train its representatives in international governance institutions to be world class, and enhance the mechanism for and efficiency of internal coordination in international affairs.

Chapter 9 Overcoming Obstacles to Implementing Reforms

So far, this report has described a proposed medium-term reform program composed of six new strategic directions to make China a modern, harmonious, creative, and high-income society. Reaching this goal is important for China and for the world, but much will depend on the design and direction of the reforms as well as on their implementation.

International experience shows that the presence of a crisis may help a country reach internal consensus for action on reforms, but it also tends to make reform costs high and outcomes uncertain. Crises narrow policy options, dictate the pace of reform implementation, and prevent adequate preparation. The advantage of appropriately timing and sequencing policy reforms is lost. In some cases, crises also set in motion events that spin out of control and irreversibly shift economies to a lower growth path. Conversely, initiating reforms proactively allows adequate time for good policy design, appropriate sequencing, steady implementation, and corrective actions when necessary. Yet proactive reforms tend to be opposed by vested interests, and reaching consensus is difficult, requiring governments to be clear about objectives, communicating them well, consulting widely, and working to overcome obstacles.

In China's current situation, the case for reform is urgent. The world economy is entering a dangerous phase in its recovery from the global financial crisis, and the next five years could prove to be particularly difficult. At the same time, China's economic, social, and environmental challenges are increasing. China could postpone reforms and risk the possibility of an economic crisis in the future—or it could implement reforms proactively. Clearly, the latter approach is preferable. Over the past three decades, proactive policy change has been key to China's economic success, and the calls for reforms within the country have never been louder. In pushing for reforms proactively, China possesses the considerable advantage of good

economic conditions, robust growth, and the largest stock of foreign exchange reserves in the world. Moreover, it has able and effective central and local governments that have demonstrated strong capabilities for mobilization, organization, management, and implementation and, as in the past, can make the important collective action decisions needed to ensure successful outcomes.

Sequencing reforms

The six priority reform areas lay out objectives for the short, medium, and long term, and policy makers need to sequence the reforms within and across these areas appropriately to ensure smooth implementation and to reach desired outcomes.

Highest priority should be given to actions that enjoy broad support, are likely to encounter little resistance, and are relatively easy to implement. Examples include increasing investment in human capital, encouraging public participation in the reform and development process, introducing a broad set of indicators to assess economic, social, and environmental progress and to measure the performance of local governments.

High priority should also be accorded to actions that deliver “quick wins” and address short-term risks. These actions include increasing the flexibility of bank deposit and lending rates and lowering high interest rate spreads; increasing SOE dividend payments to the national budget; stopping forced conversion of rural land for urban use, with any conversions based on vetted urban plans, payment of market prices for acquired land, and the introduction of a reasonable capital gains tax; raising the retirement age for men and women (which can be started soon but implemented gradually); removing fees for secondary education in rural areas; changing local government growth targets from indexes based on GDP to those based on “quality of growth”; raising energy, water, and carbon prices to reduce bottlenecks and

shortages, encourage efficiency, and lower carbon emissions; and aggressively expanding public transport options.

The next priority is for actions that will form the basis of future reforms, offer incentives for innovation, and lay the foundations for future sustainable growth. These include introducing fiscal transparency as well as independent and rigorous evaluation of public expenditures; mobilizing additional fiscal revenues, including by rapidly ramping up implementation of property taxation in urban areas; recentralizing expenditure responsibility for key social security programs, such as the basic pension system and unemployment insurance, which will encourage labor mobility and integrate the labor market; phasing out the *hukou* system; lowering entry and exit barriers for firms; and imposing a carbon emissions quota, adopting tougher ecological and environmental standards, and introducing new building codes to meet energy efficiency and safety standards.

It is also important that the government make breakthroughs in core reforms to cement the foundations of a market economy and form the foundations for the rest of the reform program. The core of the program comprises the fiscal, financial, and enterprise reform components—key here are enterprise reforms (especially measures promoting competition) and pricing reforms for natural resources, including energy and raw materials. Not only are these very closely tied to one another, they are building blocks upon which the innovation, environmental, and social components rest. These core reforms are key to China's efforts to consolidate the foundations of a market economy. Their success will determine the success of the other elements needed to achieve sustainable and innovation-driven development.

In the medium term, efforts should focus on promoting innovation, green development, and participation in the reform and support for global governance.

Overcoming opposition to reform

Finally, as China knows only too well, and as is also the experience of other countries,

reforms and change always meet opposition. In China, this opposition is likely to take many forms, and the policy response should be accordingly varied and flexible. In summary, we identify three kinds of possible opposition.

The most resistant group is likely to be vested interests—such as those enterprises that enjoy partial or full monopoly (or monopsony) in key markets as well as firms, groups, institutions, and individuals who obtain special privileges and benefits or enjoy preferential treatment from the current power structure and institutional setting. These groups gain from a special relationship with decision makers or reap economic rents from distortions implicit in the current price, institutional, and administrative structures. Not only are these vested interests unlikely to surrender their privileged position easily, they are likely to be very influential, powerful, resourceful, and resolute in protecting their interests. Overcoming such opposition will require political courage, determination, clarity of purpose, and adroit leadership qualities at the highest level of the government.

A second group that may oppose the reform agenda are those who are likely to be hurt from reforms in the short term, even though they will gain in the long term. An example would be those affected by the proposal to reform the *hukou* system. In the long run, this reform would clearly be beneficial to China by helping to develop a more integrated and efficient labor market and also by lowering inequality in incomes and access to social services, which would reduce social tensions. But urban *hukou* holders, driven by concerns that their privileged access to public services and social security may be threatened, may not be supportive of these reforms. Similarly, workers in loss-making enterprises, energy- and pollution-intensive industries, and unregulated financial institutions may think the reforms will hurt their economic interests. If this were to happen, the government could not only provide appropriate information and guidance but also allocate such groups transitional assistance in the form of temporary income support and training in new skills. The government could also take steps to ensure that local governments

do not thwart or undermine the reforms by placing local interests above national interests.

A third group is opinion makers who equate today's problems as outcomes of earlier reforms rather than of the distortions that remain. Some, for example, attribute the deterioration in the natural environment (air, water, land) to the market mechanisms rather than to ineffective implementation of existing laws, rules, and regulations, or inappropriate price and incentive structures. Their impact on public opinion is usually significant and out of proportion to their small numbers. It is important that such influential voices have access to the thinking, analysis, and rationale underlying the reform program. Government departments, think tanks, research institutions, and universities should be encouraged to analyze reform issues and disseminate their results. Indeed, involving the participation of civil society organizations not only will rally support for reforms but could improve the design of the reform program itself.

Winning over opposition to reforms will need to be a key part of the strategy and will require a calibrated response depending upon the reasons for the opposition. Strong leadership and commitment to the reforms will provide important signals, facilitate coordination across ministries and agencies, and ensure that opposition to reforms is dealt with sensitively and effectively.

As a practical matter, a high-powered reform commission needs to be established by—and with the full support of—the highest level of government. This commission should be made responsible for the design and implementation of the reform program. Only with such high-level support can reforms be implemented steadily and with a determined will. Commission members will need to undertake extensive and genuine consultations and discussions with all stakeholders so that everyone respects and understands the objectives of the reforms and the underlying rationale for policy changes and so that a proper balance is struck between the interests of various stakeholders. At the same time, reforms should be designed so that they do not create new interest groups supportive of distortive policies. Thus, fiscal or financial

incentives introduced to assist those who may be hurt by structural reforms should be temporary, and the conditions for their termination clearly established at the time of their initiation.

Finally, local governments and line ministries should be allowed to experiment with certain reforms within the framework of national policy objectives, and successful examples scaled up. China's success in previous reforms has built on the strength, flexibility, and adaptability of its institutions. Its future institutional evolution should continue to be firmly rooted within China's own reality and experience. Interest groups that oppose change usually find it difficult to argue against success—and successful reforms at the local level tend to grow their own champions who see benefits from the new policies. Moreover, it is only through learning-by-doing that implementation problems in reforms can be ironed out, so that when scaled up, the potential for opposition is minimized.

Managing macroeconomic risks and vulnerabilities

Macroeconomic and social stability is not only key for innovation, investor confidence, and sustainable growth, it is also a fertile environment in which reforms—short- and long-term—can achieve desired outcomes. Over the next 20 years, it is important that China's record of stability be maintained given the possibility of greater risks. These risks include greater susceptibility to external economic shocks resulting from China's tighter economic integration with the world; weaknesses in government finances or in the financial and enterprise sectors, which might be revealed in a slowdown in China's economic growth as it is transitioning from middle-income to high-income status; possible social unrest, which could erupt in the face of perceived injustices; and greater danger from natural disasters (rise in sea levels, earthquakes, floods, droughts, tsunamis, pandemics), which are likely to be magnified by increasing urbanization.

Usually, risks are idiosyncratic, that is, they occur randomly. But occasionally, they

can be covariant or systemic, when they occur together or have economy-wide effects. Economies can usually cope with idiosyncratic risk, but covariant or systemic risks are more difficult to manage. China is well prepared to deal with idiosyncratic risks, but it must anticipate the possibility of systemic risks and prepare appropriate responses.

Thanks to its impressive capacity for collective action, China has shown itself to be particularly effective at dealing with macroeconomic shocks (including those from abroad). The challenge to China is not whether it can respond well to crises but whether it can further lower the risk of future crises. Indeed, all risks—natural, economic, or social—are essentially contingent liabilities that can translate into actual liabilities for either government or households. Most important, measures to reduce risk are not only possible, they are usually cost-effective. For example, adequate prudential safeguards that prevent reckless behavior in the financial and enterprise sectors can help governments avoid costly expenses in the wake of a macroeconomic crisis; such safeguards can reduce the probability and the costs of a financial crisis. The benefits of such measures are often orders of magnitude higher than their costs.

Notwithstanding government efforts to ensure stability, the risk of macroeconomic shocks and instability cannot be completely eliminated and will need to be dealt with in a way that promotes medium-term reforms rather than sacrificing them. When shocks occur, the policy response should depend on the cause. If growth slows because of a temporary slowdown in demand, then countercyclical policies may be appropriate. But if the potential growth rate decreases, then countercyclical policies would be inappropriate, and instead additional emphasis would need to be given to structural reforms.

The government should also take preventive action to reduce the size of “shock amplifiers”—which tend to be high debt (including high contingent debt) ratios in key parts of the economy such as banks, firms, households, and governments. Careful supervision of banks will need to ensure that capital

ratios are adequate, nonperforming loans accounted for properly and kept within prudential limits, and currency and asset-liability mismatches kept to a minimum. Balance sheets of banks, systemically important state enterprises, and local governments should be able to pass a variety of periodic stress tests (such as interest rate variability, exchange rate fluctuations, growth slowdowns, and capital flight).

International experience has shown how quickly a small spark can ignite widespread social unrest. According to surveys in China, the public’s trust in the judicial system and public services is very low, and social frustration has been building. This situation points to the critical importance of building an impartial and effective legal and justice system and improving equality of opportunity and accessibility to high-quality social services. An essential element of reforms in these areas will be greater consultations and participation of the public in decision making and oversight of service delivery (including by the justice system), increased transparency in the operations of these branches of government, and greater accountability to stakeholders and citizens.

If one thing has been learned from systemic crises, it is the importance of avoiding overconfidence and remaining vigilant against potential problems from social, economic, and natural causes. Countries need to ensure that such vigilance is incorporated into the national risk management system. That can be done in five ways:

First, risk management requirements should be embedded firmly in national regulations, policies, and public investments. In addition, weaknesses in economic and financial systems should be probed constantly to identify where a crisis may arise and appropriate preventive action taken. Regular risk audits for critical parts of the financial infrastructure and systemically important enterprises can reveal where structural or other flaws may expose the broader economy to unnecessary risk.

Second, because risk management tends to cut across institutional jurisdictions, not only is coordination needed across different agencies and levels of government, so too is

clarity on who is responsible and accountable for what.

Third, the government can and should make information more easily accessible to help individuals, households, and firms take risk mitigation measures or preventive action.

Fourth, risk management institutions need to be capable of quick and decisive action when crises occur, be receptive to all ideas from all sources, and be able to build partnerships for collective action, especially with communities that hold a stake in the outcome.

Fifth, neither prevention nor mitigation can completely eliminate risk, so insurance is needed to soften the blow when macroeconomic disasters unfold. One insurance policy is China's already large external reserves. Another would be to keep adequate fiscal space by maintaining a prudent public debt burden. A third would be strong supervision of the financial system. And a fourth would be a deposit insurance program that discourages reckless lending and encourages prudent financial management, such as observance of capital requirements.

In managing social and macroeconomic risks, three principles need to be kept in mind: the first is to guard against a retreat from the market mechanism and a return to administrative measures; the second is to press ahead with long-term reforms, because structural factors usually lie at the root of many of China's periodic episodes of macroeconomic overheating; and the third is to ensure that risk mitigation strategies are consistent with, and reinforce, the long-term strategy.

China's road toward a modern, harmonious, creative and high-income society will be filled with challenges; but the goal has never been closer. The world's economic landscape will change when China becomes a high-income country. China's rapid growth and poverty reduction over the past three decades—achieved through domestic reforms and opening up to the global economy—was nothing short of a miracle. The next two decades could witness another miracle in which China's economic, social, and cultural contributions will not only benefit China's own people but also contribute to global economic prosperity and stability. Much will

depend on the wisdom, strength, and determination of the Chinese leadership in pressing ahead with reforms in the six key areas highlighted in this report.

Notes

1. The term “provinces” here includes municipalities and autonomous regions that have the same status as provinces.
2. <http://www.bankersalmanac.com/addcon/infobank/bank-rankings.aspx>.
3. <http://money.cnn.com/magazines/fortune/global500/2011/>.
4. <http://aapa.files.cms-plus.com/PDFs/WORLD%20PORT%20RANKINGS%202009.pdf>.
5. Although the reputation of forecasting is rightly in disrepute, even for the short term, let alone the medium or long term, national development strategies do need to consider future trends in the global environment, difficult as that may be. The authors recognize that discontinuities and shocks, by their very nature, are difficult to anticipate. Ideas, technologies, events, and individual actions can sometimes snowball into powerful forces of change—the so-called “butterfly effect” that occurs when initial conditions are such that a small change triggers large consequences.
6. Estimates of the scope of the middle class vary depending on the definition. The estimate quoted here is from Kharas and Geertz (2010), who define the middle class as falling within the threshold levels of \$10 a day to \$100 a day per capita (measured in 2005 PPP terms).
7. The old age dependency ratio is defined as the ratio of the number of people aged 65 years and older to those aged between 15 and 64 years.
8. During 1994–2009, particularly high TFP growth continued in part because of SOE restructuring, WTO accession, and very successful integration in the world economy of China's manufacturing industry and associated economies of scale. With a lower contribution expected from such forces, TFP growth (excluding the contribution of human capital formation), is expected to fall by half a percentage point to 2.5 percent a year in 2010–15 and ease thereafter to around 2 percent in 2026–30. By way of comparison, in 1966–90, annual TFP growth in Hong Kong SAR, China; Korea; Singapore; and Taiwan, China, averaged between 1.7 and 2.3 percent. This average includes the contribution of

- human capital accumulation, which is separated out in our analysis.
9. The U.S. labor force numbers about 155 million. The calculation assumes that over the next decade, China's tertiary education completion rate rises to the advanced country average, where the advanced country average is determined based on data from Barro and Lee (2010).
 10. The population of Hong Kong SAR, China is around 7 million.
 11. Based on the global wealth study prepared by the Boston Consulting Group (2011).
 12. Estimate for 2010 using 2005 purchasing power parity prices based on staff calculations in Povcalnet (<http://web.worldbank.org/wbsite/external/extdec/extresearch/extprograms/extpovres/extpovcalnet/>).
 13. The term "state dominance" goes beyond just state ownership and includes active state involvement in investment and other management decisions.
 14. Unfortunately, the average profitability of the rest of the SOEs cannot be calculated for lack of data.
 15. TFP growth in the state sector was 1.5 percent a year, whereas the nonstate sector's TFP grew at a rate of 4.6 percent a year; see Brandt and Zhu (2010).
 16. For example, in 2006, state enterprises accounted for the production of all petroleum, natural gas, and ethylene; all basic telecoms services; about 55 percent of electricity generation, and 82 percent of airline and air cargo traffic; see Owen and Zheng (2007).
 17. A pure "public good or service" is one whose consumption by one individual does not reduce its availability for consumption by others, and when no one can be effectively excluded from using the good. The term, as used in this report, applies to those goods and services that, when produced or consumed, result in positive externalities that are not remunerated, and hence tend to be underproduced.
 18. However, in some sectors such as telecoms, the splitting up was along geographic lines, still leaving a single dominant provider in any given area.
 19. Land Resources Statistical Yearbooks 2002–09, published by the Ministry of Land Resources.
 20. The National Audit Office report is available at <http://www.audit.gov.cn/n1992130/n1992150/n1992500/2752208.html>.
 21. An alternative approach could be the one adopted by Korea, which provides affected farmers with a plot located within a developed urban area equivalent to 40 percent of the acquired land area. Such a program, however, may incur administrative delays and lead to very different outcomes for farmers affected by the same land acquisition transaction.
 22. OECD Stat Extracts: <http://stats.oecd.org/index.aspx?DataSetCode=REV>.
 23. Based on data from Sam Ock Park (2009).
 24. Sixth National Population Census, National Bureau of Statistics of China (NBSC), People's Republic of China.
 25. The amount of "surplus labor" in rural areas, and therefore the number of potential rural-urban migrants, is the subject of much study and controversy; see Knight, Quheng, and Shi (2010).
 26. There remain cases in very large cities where this process remains incomplete, such as in Beijing where applicants for government jobs and in many enterprises require a Beijing *hukou* to be considered.
 27. MOHRSS (Ministry of Human Resources and Social Security), data from end-2010.
 28. Sunrise industries are the opposite of sunset industries—relatively "young" industries with future growth prospects, unlike sunset industries that are mature and likely to decline in relative size.
 29. The three key underlying concepts are that growth and resource use can be "decoupled," that the process of "going green" can itself be a source of growth, and that green development and economic growth could potentially reinforce one another.
 30. In addition, of the world's 30 most polluted cities, 20 are in China. More than half of China's water is polluted, over 300 million people use contaminated water supplies, a third of China's waterways are below the government's own safety standards; and about one-fifth of China's farmland has been contaminated with heavy metals (Ministry of Environmental Protection 2011).
 31. For 2008, the last year for which data is available.
 32. Several such taxes address negative externalities. Unlike many other taxes, such taxes present few if any trade-offs when viewed in a more holistic way than through GDP alone, because they make prices better reflect the true marginal cost of a particular activity, including the damage to environment.
 33. Zhang (2010) provides a detailed discussion on SOE dividend policy and international practices.

34. Furthermore, the “revenue productivity” of personal income taxes (PIT), measured as the revenue collected as a share of GDP divided by the weighted average PIT rate, is only 15 percent of global averages and 11 percent of high-income country averages.
 35. <http://www.audit.gov.cn/n1992130/n1992150/n1992500/2752208.html>.
 36. Liu (2010) and Liu and Pradelli (forthcoming) give a detailed discussion on the regulatory framework of subnational government debt management.
 37. Antidumping is not the only mechanism used to discriminate against China’s exports. Others include the Transitional Product-Specific Safeguard Mechanism (a unique feature of China’s WTO accession that allows importers to invoke safeguards against China through 2014, with less evidentiary requirements than under the normal safeguards regime), the traditional safeguards regime, voluntary export restraints (particularly as a result of U.S. and EU investigations of China’s textile and apparel exports, and despite the banning of voluntary export restraints under the WTO Agreement on Safeguards), and countervailing measures under antisubsidy policies (Bown 2007). Recourse to such instruments will become more difficult when China attains market economy status in 2016.
 38. Only 6 percent of China’s exports enjoy preferential access, well below the world average.
 39. “Open regionalism” ensures that “regional agreements will in practice be building blocks for further global liberalization rather than stumbling blocks that deter such progress” (Bergsten 1997).
 40. Insurance remains closed in many respects, majority foreign ownership is prohibited in some sectors (such as telecommunications and air transport), and provision of domestic legal services is restricted.
 41. The end of the Bretton Woods system between 1968 and 1973 was meant to eliminate the need for capital controls, but European countries did not achieve full capital account liberalization until the late 1980s and early 1990s, and then only because liberalization was seen as a step toward monetary integration.
- Barro, R. J., and J. W. Lee. 2010. “A New Data Set of Educational Attainment in the World, 1950–2010.” Working Paper 15902, National Bureau of Economic Research, Cambridge, MA.
- Baumert, Kevin A., Timothy Herzog, and Jonathan Pershing. 2005. *Navigating the Numbers: Greenhouse Gas Data and International Climate Policy*, ch. 6. Washington, DC: World Resources Institute.
- Bergsten, C. Fred. 1997. “Open Regionalism.” Working Paper 97-3, Petersen Institute for International Economics, Washington, DC. <http://www.iie.com/publications/wp/wp.cfm?ResearchID=152>.
- Boston Consulting Group. 2011. “Shaping a New Tomorrow: How to Capitalize on the Momentum of Change.” Boston (June 21) <http://www.bcg.com/media/PressReleaseDetails.aspx?id=tcm:12-77753>.
- Bown, C. P. 2007. “China’s WTO Entry: Antidumping, Safeguards, and Dispute Settlement.” Working Paper 13349. National Bureau of Economic Research, Cambridge, MA.
- Brandt, L., and Xiaodong Zhu. 2010. “Accounting for China’s Growth.” Working Paper 395, Department of Economics, University of Toronto, Toronto (February).
- Commission on Growth and Development. 2008. *The Growth Report Strategies for Sustained Growth and Inclusive Development*. Washington, DC: World Bank.
- Dollar, David, and Shang-Jin Wei. 2007. “Das (Wasted) Kapital: Firm Ownership and Investment Efficiency in China.” Working Paper 13103, National Bureau of Economic Research, Cambridge, MA (May).
- Eeckhout, Jan, and Boyan Jovanovic. 2007. “Occupational Choice and Development.” Working Paper 13686, National Bureau of Economic Research, Cambridge, MA.
- Fa, J. P. H., and T. J. Wong. 2004. “Politically-Connected CEOs, Corporate Governance and Post-IPO Performance of China’s Newly Privatized Companies.” Working Paper 2005-E-2-CIG, Center for Institutions and Governance, Faculty of Business Administration, Chinese University of Hong Kong.
- Feng, Shao. 2011. “Introducing a Public ‘Happiness Index’ into Government Performance Appraisals” (in Chinese). *Decision Making and Information* 314: 58.
- Gill, Indermit, Homi Kharas, and others. 2007. *An East Asian Renaissance: Ideas for Economic Growth*. Washington, DC: World Bank.

References

Bahl, Roy. 2009. “Fixing the Property and Land Tax Regime in Developing Countries.” February 25, 2009. Draft.

- Heston, Alan, Robert Summers, and Bettina Aten. 2011. Penn World Table Version 7.0. Center for International Comparisons of Production, Income and Prices at the University of Pennsylvania, Philadelphia (May).
- Holzmann, Robert, David Robalino, Noriyuki Takayama, eds. 2009. *Closing the Coverage Gap: The Role of Social pensions and Other retirement Income transfers*. Washington DC: World Bank.
- Jin, Songqing, and Klaus Deininger. 2009. "Land Rental Markets in the Process of Rural Structural Transformation: Productivity and Equity Impacts from China." *Journal of Comparative Economics* 37: 629–46.
- Kharas, H., and G. Geertz. 2010. "The New Global Middle Class: A Cross-Over from West to East." In *China's Emerging Middle Class: Beyond Economic Transformation*, edited by C. Li (chapter 2). Washington, DC: Brookings Institution Press.
- Knight, John, Deng Quheng, and Li Shi. 2010. "The Puzzle of Migrant Labor Shortage and Rural Labor Surplus in China." Discussion Paper Series 494, Department of Economics, University of Oxford, Oxford, U.K. (July).
- Li, H., L. Meng, Q. Wang, and L. Zhou. 2008. "Political Connections, Financing and Firm Performance: Evidence from Chinese Private Firms." *Journal of Development Economics* 87 (2008): 283–99.
- Lin, Justin Yifu. 2012. *Demystifying the Chinese Economy*. Cambridge, U.K.: Cambridge University Press.
- Liu, Lili. 2010. "Strengthening Subnational Debt Financing and Managing Risks." In *Review of Economic Research*. Ministry of Finance, China; August 16, 2010, 46 F-9. Beijing.
- Liu, Lili and Juan Pradelli. Forthcoming. "China Financing Infrastructure and Monitoring Fiscal Risks at Subnational Level: Strategic Considerations and Policy Options." Policy Note. World Bank, Beijing.
- Maddison, Angus. 2001. *The World Economy: A Millennial Perspective*. Paris: OECD Publishing.
- Maddison, Angus. 2010. Statistics on World Population, GDP and Per Capita GDP, 1-2008 AD (<http://www.ggdc.net/MADDISON/oriindex.htm>).
- Milanovic, B. 2005. *Worlds Apart: Measuring International and Global Inequality*. Princeton NJ: Princeton University Press.
- Ministry of Environmental Protection and Chinese Academy of Engineering. 2011. *Macro-Strategy for China's Environment: Strategy for Protection of China's Environmental Factors*. (In Chinese.) 2 vols. Beijing: China Environmental Sciences Press.
- Ministry of Land and Resources PRC. 2002–2009. *China Land and Resources Statistical Yearbook*. Beijing: Geological Publishing House (GPH) of China.
- NBSC (National Bureau of Statistics of China). Various years. *China Statistical Yearbook*. Beijing: China Statistics Press.
- OECD (Organisation for Economic Co-operation and Development). 2010. "Green Growth Strategy: Implementing Our Commitment for a Sustainable Future." Statement of a meeting of the OECD Council at Ministerial Level, May 27–28.
- Owen, Bruce, and Wentong Zheng. 2007. "China's Competition Policy Reforms: The Antimonopoly Law and Beyond." Stanford Institute for Economic Policy Research Discussion Paper 06-32, Stanford, California.
- Park, Sam Ock. 2009. "An History of the Republic of Korea's Structural Transformation and Spatial Development." In *Reshaping Economic Geography in East Asia*, edited by Y. Huang and A. Magnoli Bocchi. Washington, DC: World Bank.
- The People's Bank of China. "China Monetary Policy Report." Various issues, 2009q1–2011q2, Available at <http://www.pbc.gov.cn>.
- Ravallion, Martin, and Shaohua Chen. 2008. "The Developing World Is Poorer than We Thought, But No Less Successful in the Fight against Poverty." Policy Research Working Paper 4703, World Bank, Washington, DC.
- Shanghai Jiao Tong University. 2010. "Academic Ranking of World Universities." Institute of Higher Education, Shanghai Jiao Tong University. <http://www.arwu.org>.
- State Council. 2011. "Outline for Poverty Reduction and Development of China's Rural Areas (2011–2020)." Information Office of the State Council, Beijing.
- Subramanian, Arvind. 2011. *Eclipse: Living in the Shadow of China's Economic Dominance*. Washington, DC: Peterson Institute of International Economics.
- UN (United Nations). 2009. "World Urbanization Prospects: The 2009 Revision." UN Department of Economic and Social Affairs, Population Division, Geneva.
- . 2010. "World Population Prospects: The 2010 Revision." UN Department of Economic and Social Affairs, Population Division, New York.

- UNSD (U.N. Statistics Division). 2010. "National Accounts: Estimates of Main Aggregates." New York.
- Wang, Hui, Tan Tao, and Joyce Yanyun Man. 2010. "To Reallocate or Not? Reconsidering the Dilemma for China's Agricultural Land Tenure Policy." Peking-University-Lincoln Institute Working Paper Series 040 (October), Beijing http://www.plc.pku.edu.cn/en_publications.aspx.
- World Bank. 2010. "Fixing the Public Hospital System in China." China Health Policy Notes, World Bank, Washington, DC.
- World Bank. 2011a. Global Development Horizons 2011. Washington, DC: World Bank.
- . 2011b. *World Development Indicators*. Washington, DC: World Bank (September).
- Yao, Yang. 2010. "Is the Era of Cheap Chinese Labor Over?" *Economist*, July 16 (http://www.economist.com/economics/by-invitation/guest-contributions/no_lewisian_turning_point_has_not_yet_arrived).
- Zhang, Wenkui. 2010. "The Direction and Task for China's SOEs Reform in the 12th five-Year Plan Period." (In Chinese.) Research Report 203, DRC, Beijing.

Part II

Supporting Reports

**The supporting reports
have not been edited.**

Supporting Report 1

China: Structural Reforms for a Modern, Harmonious, Creative High-income Society

Table of Contents

Executive Summary.....	80
Chapter 1	
SETTING THE STAGE: CHINA'S PAST ECONOMIC PERFORMANCE, KEY CHALLENGES AND FUTURE GROWTH POTENTIAL.....	83
A. Rapid Past Growth and its Sources.....	83
B. The Emergence of Imbalances.....	83
C. Avoiding the “Middle-income Trap” While Addressing Key Imbalances.....	84
D. Possible Scenarios to 2030.....	87
Chapter 2	
PROMOTING EFFICIENCY AND EQUITY THROUGH STRUCTURAL REFORM: FROM CATCH-UP GROWTH TO ENDOGENOUS DEVELOPMENT.....	91
A. Changing the Role of the State.....	91
B. From Catch-up Growth to Endogenous Development.....	92
Chapter 3	
FISCAL POLICIES.....	95
A. Fiscal System Reform in Line with the Evolving Role of the State.....	95
B. China's Fiscal System—Key Developments to 2010.....	96
C. Challenges and Policy Options for Strengthening China's Fiscal System.....	98
Chapter 4	
ENTERPRISE SECTOR REFORMS.....	110
A. The Enterprise Sector and China's Vision for 2030.....	110
B. China's Enterprise Sector—Key Developments to 2010.....	110
C. Industrial Interventions.....	114
D. Enterprise Sector Reforms to Achieve China's 2030 Vision.....	117
Chapter 5	
FINANCIAL SYSTEM REFORMS.....	123
A. China's Financial System Developments to 2010.....	123
B. China's 2030 Vision for the Financial Sector.....	125
C. Key Reforms to Strengthen China's Financial System.....	125
D. Obstacles and Triggers.....	133
E. Sequencing of Reforms.....	135
Chapter 6	
LAND POLICIES.....	136
A. A Key Factor: Land.....	136
B. Tenure Security in Rural Areas and Governance.....	138
C. Land Policy and Rural-Urban Integration.....	142
D. Land Policy and Municipal Finance Reform.....	146
Annex 1: Why Did China Grow So Fast?.....	148
Annex 2: China's Industrial Policies: Key Actors and Defining Characteristics.....	149
Annex 3: Experiences of Japan and Korea in Financial Liberalization.....	151
Annex 4: Unbalanced and Incomplete Financial System.....	153
References.....	156

Boxes

Box 1 – Factor reallocation has been a major contributor to productivity growth, but the potential for further gains remains significant	85
Box 2 – How fast will China need to grow to achieve high income status by 2030?	86
Box 3 – Where are the largest remaining distortions in product and factor markets?	93
Box 4 – Functional reviews: a tool for designing reforms for a more efficient government . .	100
Box 5 – Indicative regulatory framework for sub-national government debt	106
Box 6 – China’s industrial concentration remains low in most sectors.	112
Box 7 – Administrative monopoly.	113
Box 8 – Entry, exit and “creative destruction”	114
Box 9 – Provincial-level industrial policies in Shandong and Shanxi	115
Box 10 – Improving the effectiveness of the state ownership functions (SOFs) in the financial sector	127
Box 11 – Establishment of a deposit insurance scheme.	131
Box 12 – Historical perspective: China’s rural land-related policy reform and emergence of the legal framework	137
Box 13 – Legal and policy framework: international perspective.	139
Box 14 – Land markets: international perspective	140
Box 15 – Institutions: international perspective	141
Box 16 – Rural/urban integration and linking mechanisms: current and emerging issues . .	143
Box 17 – Land policies to promote rural-urban integration in South Korea.	145
Box 18 – Land valuation and taxation: international perspective.	147

Tables

Table 1: China, growth patterns assuming steady reforms	89
Table 2: Size and composition of public expenditures, cross country comparison	97
Table 3: Subnational government finance	98
Table 4: Share of sub-provincial governments in total government.	107
Table A1: Size of sectors/markets	155
Table A2: Share of banking sector assets by type of bank (2003–2009)	155

Figures

Figure 1: Cross-country comparison of government expenditures as a share of GDP	99
Figure 2: Cross-country comparison of tax regime.	102
Figure 3: Cross country comparison of government revenue	103
Figure 4: SOEs have declined in relative importance	111
Figure 5: The rate of return for non-state firms exceeds that of SOEs	111
Figure 6: Ownership structure of the banking sector, 2005	124
Figure 7: Financial system structure in comparison, 2009	124
Figure A1: Select indicators of financial sector size/depth, 2009	154
Figure A2: Funds raised in the financial system (1993–2009)	154

Executive Summary

China's remarkable economic growth over the last three decades has brought many positive results and set the country on a path to become a high income economy. But its pattern has introduced new economic, social, environmental and external challenges that could ultimately slow growth and work against the stated goal of building a "harmonious society".

To become a high income economy by 2030, China will need to sustain relatively rapid GDP growth. However, three factors look set to contain growth going forward. First, the contribution from labor will decrease in line with lower and eventually negative expansion of the working age population. Second, the need to achieve more "intensive" and more balanced growth may require a gradual decline in the investment/GDP ratio, albeit to still very high levels. Third, the scope for TFP gains from rapid factor reallocation and the simple copying or transfer of technology will taper off as China approaches the later stages of industrialization.

In this setting, the key to sustaining relatively fast growth will be keeping the rate of increase of total factor productivity (TFP) near its past high rates, through policies and reforms to further improve economic efficiency. Within firm improvements in *technical efficiency* can be generated by technological innovation, better management, exploitation of scale economies, agglomeration economies linked to successful urbanization, and productivity improvements spurred by enhanced competition. Improvements in *allocative efficiency* would come through the movement of factors of production from lower to higher productivity uses (firms, sectors, locations). Better resource allocation would sustain the pace, alter the pattern, and boost the quality of growth. Such efficiency gains have been an important part of China's growth story to date, but are far from exhausted. To unleash such efficiency gains, China needs to move from a growth model appropriate for a period of "catch-up" to a one driven by efficiency and innovation. Building on modeling results, the report argues that sustained reforms could deliver growth rates which, while lower than those of the past three decades, will still allow China to join the group of high income countries by 2030.

However, as long recognized by China's leaders, growth is no longer enough. Simultaneously achieving a "harmonious society" will also require progress in making growth more equitable, environmentally sustainable, and balanced. Specific challenges include creating conditions for more employment generation and for improvements in the "primary income distribution", in the quality of and access to public services, in expanded social security and other means to reduce vulnerability, and in efforts to create a less resource-intensive form of growth.

Indeed, the report shows how concerted reforms to address key remaining distortions can put China on a development path which delivers both relatively fast growth and improvements in key social, environmental and external indicators. In contrast, such an outcome is inconceivable under broadly unchanged policies. In fact, an attempt to sustain the past growth model for an extended period could lead to a forced change in course as China finally reaches some of the limits of economic, social, environmental or external sustainability. Whether through a controlled change in policy or via a crisis, such a hasty shift would lead to sharply lower savings and investment rates, putting China on a slower growth path. This further strengthens the case for proactive reforms.

Such fundamental policy reforms will need to go hand in hand with increases in some categories of public spending. This has two implications. First, the fiscal system needs to be strengthened to help deliver the level and quality of public social, environmental, and infrastructural services deemed central to the vision of China 2030. Second, public resources will need to be raised efficiently and allocated such that rapid growth is maintained even as China approaches the technology frontier in a number of sectors. This is a bigger challenge than it may appear at first blush since many other constraints to growth—an anemic global economy, a shrinking and ageing labor force—also need to be overcome. This report argues they can be overcome through reforms in China's enterprise sector as well as in its input markets—land, labor, and capital.

1. **The fiscal system.** The large social and environmental agenda over the next two decades will entail significant expansion of social protection, health care, environmental public investment and recurrent expenditures, mostly by subnational governments. However, such increases will need to be achieved while maintaining fiscal sustainability, avoiding levels of taxation which could harm growth, easing the fiscal pressures on subnational governments, and strengthening fiscal institutions. Over the next two decades, then, the challenge will be six fold: (i) changing the composition and improving the efficiency of public expenditures in line with China's evolving development objectives; (ii) improving the efficiency of revenue mobilization; (iii) realigning revenues with expenditure responsibilities by raising selected functions to higher levels of government and allowing some governments to charge local taxes; (iv) bringing all subnational government borrowing and the associated spending on budget, subject to strict controls; (v) making sub-provincial transfers more equalizing across lower levels of government; and (vi) improving the accountability and transparency of governments.

2. **The enterprise sector.** A vibrant corporate sector will be critical for sustaining relatively fast growth. The central elements will be further increases in competition, especially (but not only) between the state and non-state (including private) enterprises in the "strategic" and "pillar" industries where such competition has been curtailed; and redefine the function of state capital and promote the securitization and trading of state capital, state capital should be used solely for the provision of public goods and services. This requires restructuring the SOE sector, dismantling monopolies and oligopolies in sectors where competition would yield superior results, introducing oversight arrangements where monopolies are considered necessary to ensure that market power is not abused and does not serve as a drag on the economy, and lowering entry and exit barriers for all enterprises. Improved allocative efficiency will also require further efforts to level the playing field, especially between smaller and larger firms, and between state-owned and non-state firms, not only in a legal sense, but also in the access to key inputs. The portfolio of SOEs should be diversified, some state shares should be sold in the market over time, and modern corporate governance practices should be exercised in SOEs. Finally, this will require a review and modernization of the extensive "industrial policies" which the authorities have used to influence the structure within and across sectors.

3. **The allocation of factors of production.** If anything, improving the efficiency in the use of factors of production—land, labor, capital—will be more challenging than reforming the enterprise sector. However, this is also the sphere in which many significant distortions remain, suggesting much potential from reforms to improve resource allocation.

In land, the principal challenges are to: (a) enhance rural land tenure security and ensure the equal treatment of rural and urban land tenure and property rights for social stability, particularly in rural areas; (b) modernize the institution of the rural collective to remain relevant in the face of evolving shifts in law and policy; (c) address the strict separation of rural and urban land tenure systems, which currently drives the inefficiencies and inequities generated by the process of converting rural land into urban use, by reducing the role of state in the land conversion process and by allowing for more market-based allocation of land; (d) ensure the protection of priority farmland for food security through comprehensive land use planning; and (e) introduce taxation of land and property to help ease the distortions and social pressures created by subnational governments' reliance on revenues from land transfer fees.

The financial sector faces three key reform challenges. First, there is a need to commercialize and rationalize the financial institutions and markets to meet the diverse demands of households, enterprises and government sectors for financial services and products. To this end, financial institutions should be better governed and operate in a conducive policy environment and under competitive pressure and effective regulation and supervision. Second, there is a need to modernize the regulatory architecture and to introduce a financial safety net, a task that has been made all the more difficult by the limited independence of regulatory authorities, the absence of an effective failure resolution regime, and the incentives faced by financial institutions. Third, the role of the government needs to be rationalized to enable it to focus on the

critical functions of a public-good nature and to refrain from the direct provision of financing where the market forces could do better. This includes reform of the state-ownership functions over state-owned financial institutions.

A complementary report on human development addresses the issues of improving the flexibility and efficiency of labor markets in China, as many of the constraints and issues are inter-related with social protection and insurance.

These reforms are united by one common theme—“reforming government”. For much of the last three decades, and unlike in high income countries, government has maintained a direct role in allocating resources, with instruments such as industrial policy and state ownership leading to tight interconnections between governments and enterprises. In contrast, in health, education, social security and other areas typically considered to require state involvement because of market failures, China’s government had initially retreated. Traditional arrangements were abandoned and government spending lagged behind. The report identifies specific ways in which the role of the government can be recalibrated, generally towards a more limited direct role in resource allocation, a more arm’s length relationship between government and business, and an enhanced role in delivering public goods and services and ensuring equality of opportunity. Reviewing the inter-relationships between various tiers of government will play a key role in this recalibration.

Chapter 1 Setting the Stage: China's Past Economic Performance, Key Challenges, and Future Growth Potential

A. Rapid Past Growth and its Sources

China's remarkable economic development over the last three decades has brought many positive results. Growth averaged 10 percent a year, far faster than in nearly any other country. This drove a parallel reduction of the poverty rate from 65 percent to well below 10 percent (World Bank, 2009a). As a result, China has become the world's second largest economy (accounting for 9.5 percent of global GDP in 2010), its largest exporter (with a global market share of over 16 percent and rising) and manufacturer, and an increasingly important engine of global growth.

As elaborated in Annex 1, China's fast growth over the last three decades can be explained from various perspectives. It was a type of growth characteristic of a catch up phase, where the combination of government-driven resource mobilization and pragmatic and effective market-oriented reforms allowed the country to exploit the "advantages of backwardness". Additional factors such as China's large market size, a "demographic dividend", the successful harnessing of globalization, and a large and disciplined workforce contributed to China's boom in manufacturing. Market-oriented reforms unlocked a vast pool of entrepreneurial talent, which further contributed to vigorous growth.

While the market mechanism was continuously expanded and now plays the lead role in resource allocation, the government has been playing a strong role during China's economic take-off. In general, the government used its regulations and powers in ways which favored the extensive input of capital and other factors for fast industrialization and urbanization. The Government's focus on expanding industrial investments helped to promote reallocation of factors from low productivity agriculture to higher productivity manufacturing. However, over time, the government's strong role, especially its influence on factor allocation, has contributed to ever more serious economic imbalances and social disharmonies. Going forward, this strong role can also be detrimental to improvements in technical efficiency, creative power and entrepreneurship at a time when China's growth will depend more on innovation.

B. The Emergence of Imbalances

This rapid growth and the accompanying structural change, while serving China well in many respects, also introduced new economic, social, environmental and external challenges that work against the government's stated goal of building a "harmonious society".¹ Spurred by high savings, cheap finance and other inputs, and export-oriented policies, China's growth has been investment- and industry-led. The priority accorded to industry stunted services development, while the emphasis on physical investment led to lower investment in human capital. In turn, highly capital intensive growth meant that China's economy created few jobs per unit of urban GDP growth.² With wages lagging productivity growth, the share of wage income in GDP declined to 48% by 2008, driving the share of consumption in GDP to unprecedentedly

¹For a more extensive discussion of these imbalances, see the Summary Report of this series.

²Indeed, industrial employment grew by just 2.3% per year during 1993–2007, compared with annual value added growth of 11.7%.

low levels for any major economy. These trends contributed to high and widening income disparities, with overall measures of inequality approaching Latin American levels. Social imbalances were exacerbated by pronounced unevenness in access to public services, and by tensions surrounding land acquisition. On the environmental front, rapid growth, a shift in production towards more energy intensive industries, and urbanization, have combined to make China the world's largest energy user. Fast growth has also led to substantial natural resource depletion and serious environmental pollution. Finally, many of the policies that generated China's internal imbalances also contributed to its twin current and capital account surpluses. Together with China's expanding global market share, these fueled protectionist pressures in key foreign markets.

C. Avoiding the “Middle-income Trap” While Addressing Key Imbalances

To become a modern, harmonious, and creative high income society by 2030, China will need to (i) sustain relatively rapid growth while (ii) addressing the noted economic, social, environmental and global imbalances. In countries near China's level of per capita GDP, the first challenge is often termed that of avoiding the “middle income trap” (Gill and Kharas, 2007).

Two factors are set to contain China's growth rate going forward. The contribution from labor will decrease in line with lower and eventually (from around 2015) negative expansion of the working age population. Similarly, if some income will be transferred from enterprises to households to achieve social objectives or due to a tightening labor market, and if growth must become more “intensive” to meet environmental goals, the investment/GDP ratio could gradually decline, albeit to still very high levels.³ In addition, somewhat lower investment rates will reduce the scope for the transfer of technologies embedded in new equipment. In any case, as China moves from a technological “catch-up phase” towards the frontier, a smaller share of productivity improvements will take such embedded form.

In this setting, the key to avoiding the “middle income trap” is keeping TFP growth near its past high rates, through policies and reforms to further improve the efficiency of China's economy. Without new impulses to raise TFP, growth could slow rapidly, exposing China's economy to heightened risks. Within firm improvements in *technical efficiency* can be generated by technological innovation, better organization and management, exploitation of scale economies (including from consolidation of supply chains), agglomeration economies linked to successful urbanization, and productivity improvements spurred by enhanced competition. Parallel improvements in *allocative efficiency* would come through the movement of factors of production from lower to higher productivity uses (firms, sectors, locations). Better resource allocation would sustain the pace, alter the pattern, and boost the quality of growth. As elaborated in Box 1, such efficiency gains have been an important part of China's growth story to date. However, they are far from exhausted and can be unlocked through further reforms.

³Investment rates would be supported by further reforms which work to sustain high rates of return to capital, by the large remaining scope for capital deepening, and by the new investment demand generated by emerging social and environmental challenges (Stern, 2011).

BOX 1 Factor reallocation has been a major contributor to productivity growth, but the potential for further gains remains significant

This conclusion is supported by several detailed studies of China's past performance. Hsieh and Klenow (2009) seek to measure the degree to which resource misallocation has lowered aggregate TFP in China and India. They model how distortions that drive wedges between the marginal products of capital and labor across firms will lower aggregate TFP. Using microdata, they find large gaps in marginal products of capital and labor across plants within narrowly defined industries in China compared with the United States. By hypothetically reallocating capital and labor to equalize marginal products to the extent observed in the US, they calculate potential manufacturing TFP gains of 50.5% in China in 1998. By 2005, these potential gains had been reduced to 30.5%, indicating progress in improving resource allocation in the intervening period as well as large remaining scope for further improvements.

Brandt and Zhu (2010) seek to quantify the sources of China's past growth. The authors consider three sectors: agriculture, the state part of non-agriculture, and the non-state part of non-agriculture. They find the increase in TFP in the latter sector as the key driver of growth. They also find significant misallocation of capital, with the less efficient state sector absorbing over half of all fixed investment, while representing only 13% of employment. The authors calculate that if capital had been allocated efficiently across the state and non-state sectors, with more going to the latter, China could have achieved the same growth without the observed increase in the rate of aggregate investment from 21% of GDP in 1978 to 40% of GDP in 2007. Looking forward, reducing distortions in capital markets could help China maintain relatively rapid growth while simultaneously reducing the imbalances between consumption and investment.

Bai, Hsieh and Qian (2006) also look at the dispersion of returns to capital across sectors, regions and types of ownership. They find clear evidence of misallocation but also some evidence that it may have lessened over time, thus contributing to China's growth performance. Bulman and Kraay (2011) find that factor reallocation has accounted for about 2.2 percentage points of growth over the period 1979–2008, or over one-half of the total growth in TFP. This contribution appears to have been on a declining trend.

China could formally reach high-income status with average GDP growth rates quite a bit below those it achieved over the past three decades. The threshold beyond which an economy is deemed to be “high income”, “middle income”, or “low income” is naturally arbitrary. However, the World Bank employs such thresholds for classifying its client members. Box 2 provides illustrative calculations of the growth rates needed to carry China to this “high income” threshold by 2030. As this marker itself is moving due to global growth, while the relevant Chinese growth rate is the product of domestic GDP growth and the evolution of the RMB/USD exchange rate, these calculations produce a range of estimates from 4% to 6.2%. Reaching a higher level above this very minimal threshold would require faster average growth; the average per capita income of high income countries is over 3 times this threshold level.

BOX 2 How fast will China need to grow to achieve high income status by 2030?

Between 1989 and 2009, the World Bank threshold between upper-middle-income and high-income countries grew by an average of 3.46 percent per year (nominal US dollars). Assuming that this threshold would continue to grow at the same rate, the benchmark in 2030 would be \$24,079 per capita. To reach this level by 2030, China's GDP per capita in US dollars would have to grow at an average of 8.9 percent per year. Based on a projected population growth of 0.4 percent per year, this would require average GDP growth of 9.3 percent per year, in US \$ terms. Assuming 2.3 percent US inflation, this would require 6.2 percent average real GDP growth if real exchange rate appreciation is 0.8 percent per year, and 4 percent average real GDP growth if real exchange rate appreciation is 3 percent per year.

Alternative assumptions about each indicator are easy to apply in this simple framework. For example, if the threshold were assumed to grow by around 4.5 percent per year instead of 3.5 percent, the required GDP growth rate would rise to 5–7.2%. Similarly, targeting a 2030 GDP per capita 10 percent above the formal high income threshold would require a 0.5 percentage point higher average growth rate.

Prominent projections of China's future potential growth bracket this range of growth rates, suggesting that high income status by 2030 is achievable. For example, Lin (2011) argues that China could still grow at around 8 percent per year over the next 20 years, based on a comparison with the performance of Japan, Republic of Korea and Taiwan (China) over periods when their per capita GDP relative to that of the US was similar to that of China today. In a recent multi-country review of growth performance, Eichengreen, Park and Shin (2011) project China to grow by 6.1 to 7.0 per year in the 2011–2020 decade and by 5.0 to 6.2 percent in the period 2021–2030. Finally, Lee and Hong (2010) forecast average growth over the period 2011–2030 of 5.5 percent under a “baseline” scenario and 6.6 percent under a “reform” scenario. Our own projections later in this section imply average growth of 6.6 percent over the next 20 years under a reform scenario, also suggesting that such a target is within reach.

However, growth is no longer enough. Simultaneously achieving a “harmonious society” will also require progress in making growth more equitable, environmentally sustainable, and balanced. Specific challenges include creating conditions for more employment generation and for improvements in the “primary income distribution”, in the quality of and access to public services, in expanded social security and other means to reduce vulnerability, and in efforts to create a less resource-intensive form of growth.

This has long been recognized by China's top leaders. As a result, the need for a new growth model was made the paramount objective of all key government policy statements since the annual Central Economic Work Conference of December 2004.⁴ The following year, they became an overarching thrust of the 11th Five Year Plan (5YP) 2006–2010. In a major shift from previous plans, where growth was the dominant objective, the 11th 5YP also emphasized environmental and social objectives. While some progress was made, the agenda is far from complete (World Bank, 2009c). These aims have now been maintained

⁴http://english.peopledaily.com.cn/200412/06/eng20041206_166239.html

and reinforced as central pillars of the 12th 5YP.⁵ The need for more fundamental structural change to achieve such objectives has also long been stressed by many analysts of China's economy.⁶

D. Possible Scenarios to 2030

This understanding is also supported by the results of economic modeling, which deliver two strong messages. The first is a positive one. Concerted reforms to address key remaining distortions can lead China to a development path which delivers both relatively rapid growth and improvements in key structural, social, environmental and external indicators. Second, and in contrast, such an outcome is inconceivable under broadly unchanged policies. Under such a scenario, while growth could still remain relatively high, key social, environmental and external indicators would significantly worsen.

How might China's economy evolve over the next 20 years under a substantial further reform scenario? How high could trend growth be given the fundamentals? How would the structure of the economy evolve? To examine the impact of different long-run strategies on the speed and quality of China's future growth (including on resource use, income inequality and the external balance), the Development Research Center (DRC) has updated its Computable General Equilibrium model, which incorporates the detailed structure of production, demand, income distribution, and resource use in China to conduct illustrative alternative long-term scenarios.^{7,8}

A reform scenario which assumes substantial policy reform along the lines sketched out in the report is first developed and quantified. We then consider alternative more qualitative scenarios where such reform is not forthcoming or is of lower quality.⁹

Under the modeled reform scenario, overall GDP growth would slow over time, but still to rates which could ensure high income status by 2030. All main drivers of growth evolve gradually. While more employment-friendly labor market policies and more labor-intensive

⁵Under the 12th 5YP, these gained added relevance due to changes wrought by the global financial crisis. With subdued medium-term prospects for the global economy—and thus for exports—China will need to generate more growth from domestic demand if it is to sustain relatively high rates of overall GDP growth.

⁶For example, see Kuijs and Wang (2006), Blanchard and Giavazzi (2006), Lardy (2007), and Aziz and Dunaway (2007).

⁷The DRC-CGE model (2012 edition) includes 34 production sectors; 2 representative households distinguished by area; and 4 primary production factors: capital, agricultural labor, productive workers, and professionals. The 34 production sectors include 1 agricultural sector, 24 industrial sectors, and 9 services sectors. For a detailed description of model, see Shantong Li *et. al.*, “Simulated Scenarios for China's Economic Growth: 2011–2030”, *China Economist*, May–June 2010 and He and Kuijs (2007). This study has updated the previous simulations by incorporating new economic data and adjusting some parameters in light of new empirical research.

⁸The main drivers of growth are technological progress, demographics, capital accumulation. In this model, technological progress is exogenous and calibrated according to China's historical data and international experience. In addition, the growth rate of population and labor is exogenous. The growth rate of capital is determined endogenously by the savings/investment relationship. In this model, the basic factor driving structural change are the income demand elasticity of residents for different commodities (the Engel effect), the structural change of intermediate input demand resulting from technological change, and factor composition change resulting from different factor accumulation speeds.

⁹These scenarios are not meant to be precise, detailed investigations of the future. Rather, they are somewhat stylistic, based on analysis of how key macroeconomic variables have related to each other in the past and assumptions on how these relationships may evolve in the coming 20 years. Many of those assumptions unavoidably have an arbitrary element.

production allow employment to grow slightly faster than the working age population, demographic factors still cause employment to begin shrinking around 2015. With the beneficial impact of opening up the economy and integration into the world economy expected to phase down, with China moving closer to the technological frontier, and with declining potential to remove distortions, TFP growth edges down over time, although to a still high level by regional standards. Finally, the contribution of capital accumulation to growth also declines but remains sizeable. Restructuring the economy takes time, while the need remains for high levels of manufacturing activity and for further investment, notably in infrastructure but also towards industrial upgrading. The capital stock per worker is now an estimated 8.7% of the US level, underscoring the need for further capital accumulation. GDP growth would gradually decline from an average of 8.6% in 2011–2015 to an average 5% in 2026–2030.

Such a growth slowdown would be independent of policies to transform the economic development pattern. Relative to an alternative “on past trends” scenario described below, this scenario features significantly lower investment, hence a smaller contribution from capital accumulation. However, this effect would be broadly offset by still high TFP growth, driven by factors such as more reallocation of labor (both across firms and from rural to urban areas), more financial sector reforms, better corporate governance, fewer distortions and barriers to services sector activities, more R&D, and more development of human capital.

Over a 20 year horizon, this scenario also sees significant changes in the structure of the economy, supporting a reduction of economic, social, environmental and external imbalances. Key specific trends include:

- **The importance of industry declines and that of the service sector rises.** The share of industry in GDP gradually declines by 12 percentage points from 46.8% in 2010 to 35% in 2030, while that of the tertiary sector rises by a significant 18 percentage points from 43% in 2010 to 61% in 2030.
- **The share of consumption in GDP rises from 47% in 2010 to 66% in 2030, reversing the past steady decline.** Reforms which encourage urban job creation and greater upward pressure on wages boost the share of wages and household income in GDP, increasing the role of household consumption. Government consumption rises on the back of increasing social spending and spending on operations and maintenance.
- **Investment as a share of GDP declines over time.** This ratio trends down by 15 percentage points to a more sustainable 34 percent in 2030, well below both current levels and levels under any alternative “on past trends” scenario. Despite lower investment, the current account surplus gradually declines over time, as a share of GDP, easing external imbalances.
- **The economy creates more urban jobs and, as a result, more rural-urban migration, higher rural productivity and income, and less urban-rural inequality.** More urbanization stimulates the service industry, including via the spending patterns of urban residents. The share of employment in agriculture falls to 12.5% in 2030.¹⁰ This works to support the growth of

¹⁰This may seem fast. However, it is not out of line with experiences in other South East Asian countries. South Korea witnessed a faster pace, from 50 percent in 1973 to 10 percent in 2001. Malaysia decreased its agricultural employment share from 37 percent in 1980 to 18.4 percent in 2001.

TABLE 1 China: Projected growth pattern assuming steady reforms and no major shock

Indicator	1995–2010	2011–2015	2016–20	2021–25	2026–30
GDP growth (percent per year)	9.9	8.6	7.0	5.9	5.0
Labor growth	0.9	0.3	–0.2	–0.2	–0.4
Labor productivity growth	8.9	8.3	7.1	6.2	5.5
Structure of economy (end of period, %)					
Investment/GDP ratio	46.4	42	38	36	34
Consumption/GDP ratio	48.6	56	60	63	66
Industry/GDP ratio	46.9	43.8	41.0	38.0	34.6
Services/GDP ratio	43.0	47.6	51.6	56.1	61.1
Share of employment in agriculture	38.1	30.0	23.7	18.2	12.5
Share of employment in services	34.1	42.0	47.6	52.9	59.0

Source: DRC.

labor productivity in agriculture, hence income growth in that sector. The decrease in the productivity gap between agriculture and the other sectors would underlie lower urban-rural income inequality.

- **China uses fewer primary commodities and energy and produces less pollution.** This is because it has less industry and, within industry, less heavy and dirty industry, in large part because of better pricing of energy, commodities, and environmental degradation.

Alternative scenarios are possible. Differences in global developments would naturally affect China's prospects. As the resulting possible range of domestic exogenous and policy scenarios is vast, we discuss the key features of such alternatives in more qualitative terms.

One alternative domestic scenario would see much less progress with economic restructuring. Under this “on past trends” scenario, policy settings and trends would remain broadly unchanged. As a result, factors and resources would continue to be channeled towards industry, with the share of industry in GDP edging down only slightly between 2010 and 2030. The share of services would still increase, but to a low level compared to countries at a similar stage of development. Already very high investment and savings would increase further and already very low consumption would decline further. Overall, the current account surplus would remain high despite increasing levels of investment. Labor migration out of agriculture and urbanization would continue, but at a slower pace. More modest urban job creation would limit the increase in the household income share, while the labor productivity gap between agriculture and the rest of the economy would remain high. Both factors would further accentuate urban-rural income disparity and overall inequality. Finally, in this industry-led scenario, energy and resource intensity would remain high and pollution and emissions would continue to rise.

In fact, continuing with the past pattern would become increasingly difficult, if not impossible. While the described “on past trends” scenario can be modeled, a more likely outcome would be a future forced change in course as China finally reaches some of the limits of economic, social, environmental or external sustainability.¹¹ Whether through a controlled change in policy or via a crisis, such a hasty shift would lead to sharply lower savings and investment rates, putting China on a slower growth path than under the reform scenario. This further strengthens the case for up front reforms to get China on a new growth path.

¹¹ Such limits could include declining margins in the production of tradable goods, excess capacity, asset bubbles, insufficient employment generation, environmental degradation and trade protectionism.

Chapter 2 Promoting Efficiency and Equity through Structural Reform: From Catch-up Growth to Endogenous Development

A. Changing the Role of the State

To achieve its vision for 2030, China needs to shift from factor input-driven to efficiency-driven growth, from direct state intervention to more reliance on markets and entrepreneurship, and from the absorption of technologies to innovation, while simultaneously correcting economic imbalances and social disharmonies. Doing so will require a sense of the policy areas which offer particular promise for promoting rapid and harmonious development, and the specific reforms which would be required. This report now turns to examining such issues. It argues that these reforms will need to focus on three broad areas which promise particularly significant gains in efficiency or reductions in imbalances. First, the enterprise sector needs to be further reformed to facilitate more efficient resource use and motivate innovation and entrepreneurship. Second, reforms of input markets—land, labor, and capital—need to be advanced to rectify distortions in factor allocation.¹² Third, the fiscal system needs to be improved to help sustainably deliver the level and quality of public social, and environmental services central to the vision of China 2030. The remaining resources available for investment will need to be raised and allocated such that rapid growth is maintained even as China approaches the technology frontier in a number of sectors.

These reforms are united by one common theme—“reforming government”. For much of the last three decades, while the market mechanism has been demonstrating its effective function in allocating resources and spurring economic growth, the government has maintained a direct role in allocating resources and deciding business affairs. It does this by maintaining significant ownership stakes in some important enterprises in “strategic” sectors and deploying a range of industrial interventions to influence resource allocation. It also exercises complicated regulations and oversight to channel factors at low cost into industrialization and urbanization. In contrast, in health, education, social security and other areas typically considered to require government involvement because of market failures, China’s government had initially retreated. Traditional arrangements were abandoned and government spending lagged behind. Also many public entities such as hospitals and schools had to “fend for themselves”, becoming responsible for their own revenue generation.

China’s strong track record under the existing policies, especially its relatively good performance during the recent global crisis, is no reason to avoid reforming government. China’s past success was the combined result of market and government forces and actions. A strong government used direct interventions to push forward industrialization and urbanization, to overcome market failures and to facilitate factor accumulation while the market unleashed the power of the enterprise sector. As described by economists like Gerschenkron (1962) and Rosenstein-Rodan (1961), such policies to reap the “advantages of backwardness” are not unusual. However, as China approaches the general technological frontier and finds it harder to sustain an extensive form of growth, this previous advantage can become the disadvantage. Over time, specific incumbent enterprises can solidify their privileged access to resources and government support. In China, many such firms are larger SOEs, as SOEs are naturally connected to the government and often seen as strategically important. This biased business environment can jeopardize fair competition, efficiency improvement and innovation, and be harmful for an economy

¹² A companion volume looks at the other policies needed to advance the pace of innovation, a critical ingredient for rapid growth by improving China’s technological capability and moving up the value chain.

to complete its industrialization and join in the club of high-income countries. The economic imbalances and social disharmonies will also become more and more difficult to handle.

To achieve rapid sustained growth driven by efficiency and innovation, the report identifies specific ways in which the role of the government and its relationship with enterprises can be recalibrated, generally towards a more limited direct (more arm's length) role in resource allocation and an enhanced role in delivering public goods and services and ensuring equality of opportunity. As economic development progresses, markets function increasingly well, and the economy becomes increasingly sophisticated, the benefit of direct government involvement in allocating resources weakens. In this connection, it is useful for China to review the role of government in input markets, in state ownership of companies, and in industrial and competition policies. On the other hand, in line with the aim to become a harmonious society, there is scope for more government involvement in health, education, and social security. Reviewing the inter-relationships between various tiers of government will play a key role in this recalibration.

B. From Catch-up Growth to Endogenous Development

Government reform will be crucial for helping China move from its previous catch-up growth approach to a more endogenous development approach. So far, this has proven very challenging. While a 2003 CPC plenum vowed to transform the government's function in economic management (especially through reform of the administrative approval and investment systems), limited progress has been made. Going forward, such progress in government reform will be promoted by reform of the fiscal system, the enterprise sector reform and factor allocation.

1. **The fiscal system.** The large social and environmental agenda over the next two decades will entail significant expansion of social protection, health care, environmental public investment and recurrent expenditures, mostly by subnational governments. However, such increases will need to be achieved while maintaining fiscal sustainability, avoiding levels of taxation which could harm growth, easing the fiscal pressures on subnational governments, and strengthening fiscal institutions. Over the next two decades, then, the challenge will be six fold: (i) changing the composition and improving the efficiency of public expenditures in line with China's evolving development objectives; (ii) improving the efficiency of revenue mobilization; (iii) realigning revenues with expenditure responsibilities by recentralizing some selected functions and allowing some subnational governments to charge local taxes; (iv) bringing all subnational government borrowing and the associated spending on budget, subject to strict controls; (v) making sub-provincial transfers more equalizing across lower levels of government; and (vi) improving the accountability and transparency of governments.

2. **The enterprise sector.** A vibrant corporate sector will be critical for sustaining relatively fast growth. A central element will be further increases in competition, especially (but not only) between the state and non-state (including private) enterprises in the "strategic" and "pillar" industries where such competition has been curtailed. This requires dismantling monopolies and oligopolies in sectors where competition would yield superior results, introducing oversight arrangements where monopolies are considered necessary to ensure that market power is not abused and does not serve as a drag on the economy, and lowering entry and exit barriers for all enterprises. Improved allocative efficiency will also require further efforts to level the playing field, especially between smaller and larger firms, and between state-owned and non-state firms, not only in a legal sense, but also in the access to key inputs. Finally, this will require a review and modernization of the extensive "industrial policies" which the authorities have used to influence the structure within and across sectors.

3. **The allocation of factors of production.** If anything, improving the efficiency in the use of factors of production—land, labor, capital—will be more challenging than reforming the enterprise sector. However, as shown in Box 3, this is also the sphere in which many significant distortions remain, suggesting much potential from reforms to improve resource allocation.

In land, the principal challenges are to: (a) enhance rural land tenure security and ensure the equal treatment of rural and urban land tenure and property rights for social stability, particularly in rural areas; (b) modernize the institution of the rural collective to remain relevant in the face of evolving shifts in law and policy; (c) address the strict separation of rural and urban land tenure systems, which currently drives the inefficiencies and inequities generated by the process of converting rural land into urban use, by reducing the role of state in the land conversion process and by allowing for more market-based allocation of land; (d) ensure the protection of priority farmland for food security through comprehensive land use planning; and (e) introduce taxation of land and property to help ease the distortions and social pressures created by sub-national governments' reliance on revenues from land transfer fees.

The financial sector faces three reform challenges too: (a) to commercialize and rationalize the financial institutions and markets to meet the diverse demands of households, enterprises and government sectors for financial services and products. To this end, financial institutions should be better governed, operate in a conducive policy environment and under competitive pressure and effective regulation and supervision; (b) to modernize the regulatory architecture and to introduce a financial safety net to ensure smooth functioning of the financial system, a task that has been made all the more difficult by the lack of independence of the regulatory authorities, the absence of an effective failure resolution regime, and perverse incentives of the financial institutions; and (c) to rationalize the role of the government to enable it to focus on the critical functions of a public-good nature and to refrain from the direct provision of financing where the market forces could do better; and to ensure the state-ownership functions are strengthened over state-owned financial institutions.

A complementary report on human development addresses the issues of improving the flexibility and efficiency of labor markets in China, as many of the constraints and issues are inter-related with social protection and insurance.

BOX 3 Where are the largest remaining distortions in product and factor markets?

In a series of recent papers,¹³ Yiping Huang and collaborators show that China's specific reform approach has led to extensive liberalization of product markets, with prices of over 95% of products being market-determined, but left continued distortions in factor markets. The authors focus on labor, capital, land, resources and the environment. They present crude estimates of the cost of remaining distortions in each area, with particularly high measures for capital and labor. Such distortions acted like implicit subsidies and artificially raised the profits of production, increased returns to investment, and increased China's external competitiveness. While such asymmetric liberalization was a fundamental cause of China's extraordinary growth performance, it also contributed to the observed growing structural (including global) imbalances and risks. Future efforts should focus on comprehensive market-oriented reform of factor markets.

Similarly, Chen, Jefferson and Zhang (2011) investigate the impact of structural reform during the period 1980–2008 using the input-output panel of 38 two-digit industrial sectors in China. They find that, on average, factor allocative efficiency plays a substantial role in industrial growth by increasing productivity. Based on their analysis, the most urgent reforms are to continue the development of factor markets (including by providing non-state enterprises equal access to resources and developing non-state financial institutions) and to deepen the restructuring of state industry.

Zhang and Tan (2007) examine and estimate the changing patterns of distortions during the reform process. They find that China's product markets have become more integrated after an initial period of fragmentation in the early reform period. The large shift from farm to non-farm employment and relaxed constraints on migration also indicate increased labor market integration. However, inter-sectoral differences in marginal product of capital have grown during the reform period, suggesting remaining distortions concentrated in financial and land markets.

¹³Huang (2010), Huang and Tao (2010) and Huang and Wang (2010).

While discussed individually here, reforms of the fiscal system, the enterprise sector and factor allocation are highly interrelated. For example, incentives created by the fiscal system influence the form of industrial policy, particularly the actions of local authorities. The differential access to finance of various enterprises influences China's industrial structure. The ability of governments to capture the rents created by China's dualized system of rural and urban land impact on the structure of government revenues and expenditures. Especially during crises, limits of the fiscal system have encouraged governments (including subnational governments more recently) to employ the financial sector as a quasi-fiscal tool to support state enterprises and public and social infrastructure. As a result, the banking system has needed to be periodically recapitalized, with fiscal repercussions. Thus, making the fiscal system stronger is a critical element of making the financial sector more competitive and commercial.

Such reforms must also be carefully sequenced. While the following chapters provide specific suggestions on the sequencing of reforms within a given area, there also some general lessons for sequencing across broad areas of policy. First, in the most general terms, enterprise reforms should precede financial sector reforms. This is because a liberalized financial sector channeling resources to a still distorted enterprise sector could in fact exacerbate distortions in resource allocation and raise risk levels. In contrast, once major price and other distortions have been removed, once enterprises have begun to face a truly hardened budget constraint, and once important source of moral hazard have been addressed, the financial sector will be much better placed to allocate capital in line with its social rate of return. Of course, this does not mean that all financial sector reforms should be delayed. In fact, it places a premium on early action to strengthen regulation and supervision, enhance commercialization and gradually lower floors on lending rates and raise ceilings on deposit rates within a still controlled setting.

In broad terms, fiscal reform should move in tandem or even slightly in advance of enterprise sector reforms. Remaining tax distortions and incentives created by the system of inter-governmental finance are combining with other policies to distort China's industrial structure. Remaining weaknesses in the fiscal system have forced the reliance on off-budget borrowing by local governments, further distorting resource allocation and raising risk levels. Thus, a front-loading of fiscal reforms, particularly in the spheres of revenues (especially the channeling of SOE dividends to the budget) and local borrowing could create conditions for more effective enterprise and financial reform.

The rest of the report examines four specific areas where policy reform will be crucial for achieving China's 2030 vision. In each of these areas, what is the vision for 2030? What progress has already been made and what are the key current challenges in getting on a critical path for achieving the vision? What more specific steps should be taken in the near-, medium- and longer term? The report highlights key points which are elaborated in more detail in longer background papers.

Chapter 3 Strengthening Fiscal System

A. Fiscal System Reform in Line with the Evolving Role of the State

Fiscal policy is a key determinant of efficiency and equity, and thus of China's ability to achieve its 2030 vision. By efficiently mobilizing and spending around 30 percent of GDP, government can increase the availability of crucial public goods and services, address key externalities, and support increases in overall efficiency. Tax policies have indirect incentive effects on the savings, investment and consumption decisions of firms and households. Government also has a central role in reducing inequalities in opportunity and maintaining macro and financial stability. Well designed fiscal reform can help sustain rapid growth, address important social gaps, and make the development path more environmentally friendly.

Over the past two decades, China has greatly reformed its fiscal system. A major overhaul in 1994 focused on enhancing revenue mobilization and revamping national-provincial fiscal relations. A new tax system with the value-added tax as its core laid the foundations for a significant growth in the revenue to GDP ratio. This allowed China's public spending to grow to levels comparable with other economies with similar incomes, bringing significant improvements in public goods and services. The reform also launched important changes in China's system of inter-governmental fiscal relations. Changes in tax assignments significantly strengthened the central government's revenue base, laying the foundation for greater and more rules-based transfers to begin tackling fiscal disparities. This was followed by further incremental reforms in a range of areas. Fiscal policies also played an active role in China's industrialization. For instance, China successfully attracted foreign investment through preferential tax treatment and other incentives provided by subnational governments.

Looking forward, by 2030 China will need a financially strong and effective fiscal system capable of meeting the economic, social, and environmental needs of a complex and sophisticated economy. In particular, as outlined below, the government would have to meet increasing demands for public goods and services, an expanded social safety net and improvements in human capital. Despite China's substantial existing fiscal space and major untapped sources of fiscal revenues, the scale of looming expenditure pressures combined with the lessons provided by the ongoing sovereign debt problems of several developed regions attest to the importance and difficulty of maintaining fiscal sustainability. Fiscal costs need to be honestly estimated when initiating new social programs, and containment of some expenditures should be considered. In addition, fiscal system reform will be a key instrument for recalibrating the role of the state and strengthening governance and self-regulation to meet China's emerging challenges. Such reforms would focus on provision of public goods and services including regulatory institutions, and on providing appropriate incentives for sub-national governments to carry out their functions in a financially sustainable and operationally self-disciplined manner. Over the next two decades, successful reform and institutional strengthening would fundamentally transform China's fiscal system in five important dimensions:

1. The *composition of spending* would be different from what it is today, reflecting changes in the function of government as China attains higher income levels, places greater emphasis on social and environmental outcomes, and faces the need to operate and maintain its rapidly growing stock of infrastructure.
2. Most remaining distortions in *the revenue system* would have been addressed with a view to improving efficiency and/or equity, with several currently minor or non-existent revenue sources (e.g. carbon taxes, personal income taxes, SOE dividends) playing significant roles in both mobilizing on-budget revenues and addressing key distortions.
3. While public spending may or may not play a larger role in the economy than it does today, the relative *levels of spending and revenue* would be in line with macroeconomic stability,

balancing the tensions arising from pursuing the dual objectives of rapid growth and greater social and environmental sustainability.

4. *Inter-governmental fiscal arrangements* would be better balanced, both vertically (between levels of government) and horizontally (across jurisdictions), especially at the sub-provincial level. This would promote the adequate provision of local infrastructure, social protection and basic public services.
5. A significant strengthening of budget system institutions (including full consolidation of spending and revenues) would have greatly enhanced *accountability and transparency* and improved budget planning and execution at all levels of government, and improved the effectiveness of government.

This report argues that such a transformation can be achieved through a continuation and deepening of the fiscal reforms which China has pursued over the past decades. Past and present policies have been broadly appropriate given the challenges of the time, and much has already been accomplished. However, more remains to be done to complete the reform agenda, to align with evolving challenges, and to benefit from past improvements in institutional capacity. Within each of the five priority areas, the report explores policy options and tools which could be useful for China to manage its new challenges and contain emerging risks.

B. China's Fiscal System—Key Developments to 2010

Government spending has supported the country's development strategy and has evolved in response to changing development objectives. Expenditures heavily tilted towards physical investments supported rapid growth in a “catch up” phase during which the removal of physical bottlenecks offered high rates of return. While off-budget investment by local governments obscures the size and composition of such investments, total public spending on infrastructure is estimated to have reached over 10% of GDP (Liu, 2010), as compared with 3–4% in many other developing countries. More recently, spending has begun to be shifted toward promoting equity and more balanced growth, in line with China's development strategy outlined in the 11th 5YP. To this end, the government has expanded its network of social protection (e.g. urban and rural minimum income support, rural medical cooperative scheme, and medical assistance for the poor; central transfers to expand rural education), increased expenditures on rural areas and agriculture, abolished agricultural tax, significantly narrowed the fiscal disparities across provinces through transfers, and improved provision of public services.

A large share of government spending has been for “economic activities”, while gaps in core public services such as health and social protection remain significant. According to IMF Government Finance Statistics, total general government spending reached 25.7 percent of GDP by 2008.¹⁴ As Table 2 shows, China's public spending on social protection and health as a share of GDP is well below OECD and upper-middle income country averages. If such spending is excluded, the remaining non-redistributive government spending is comparable with that in OECD countries. This reflects the active role of China's government in economic activities, including subsidies to firms and infrastructure spending. Part of infrastructure spending is financed by revenues from the sale of land use rights which are (correctly) excluded from the aggregates noted above but now subject to budgetary oversight. However, a more significant amount of investments is funded through borrowing by local Urban Development Investment

¹⁴This compares to headline budgetary government size of 19.9 percent of GDP in 2008 (22.5 percent in 2010). The GFS data is a broader measure, which includes government activities funded by some government funds and the social protection fund. As in other countries, these funds are separate from the core central budget. Nonetheless, they are subject to budget-type planning and management, and sometimes presented as part of a broader definition of consolidated spending. The budget preparation cycle for such funds is increasingly being aligned with that of the core budget.

Corporations (UDICs) whose activities are off budget by definition. Adding their expenditures would raise it the above around 30 percent of GDP in 2008.¹⁵ While an active government role in resource allocation is appropriate in the catch up phase of development, this role should shift towards the core business of government—provision of public goods and services—as China enters a more advanced stage of development.

On the revenue side, a series of reforms have addressed many past distortions. These include unifying the corporate income tax (between domestic and foreign funded enterprises), shifting from a production based to consumption based VAT, lowering import tariffs, raising the threshold for personal income taxes and introducing a fuel tax.

Improved revenue collection allowed spending to grow without compromising macro stability. Headline budgetary revenues rose from less than 10 percent of GDP in the mid-1990s to around 20 percent of GDP today. The government also raises some 2 percent of GDP through “government funds” other than land revenue and about 4 percent of GDP through social protection contributions. In addition, sub-national governments raise significant revenues from land assets and borrowing via UDICs, which have mainly been used to support land development and infrastructure investment.¹⁶ The resulting modest fiscal deficits and reported government debts also allowed the government to effectively cushion the negative shock from the recent global financial crisis.

TABLE 2 Size and composition of public expenditures, cross country comparison, as percent of GDP

Percent of GDP /*	High Income		Middle Income		China
	OECD	Upper Middle	Lower Middle		
Total Outlays	41.6	33.1	36.1		25.7
General public services	5.6	5.6	5.5		2.9
Defense	1.6	1.5	2.2		1.3
Public order and safety	1.6	2.0	2.6		1.3
Economic affairs	4.2	5.3	6.1		7.9
Environment protection	0.7	0.5	0.3		0.5
Housing and community amenities	0.8	1.2	3.0		1.9
Health	6.3	3.3	3.1		1.0
Recreation, culture and religion	1.2	0.8	1.0		0.5
Education	5.4	3.9	5.4		3.7
Social protection /**	15.2	9.0	6.9		4.7
Memo: total outlays excluding health and social protection	20.1	20.8	26.2		20.0

Sources: GFS, WDI and World bank staff estimations.

/* Data about all the countries are in 2007 except data about China is in 2008.

** China's Social protection includes both outlays to pension fund and to health insurance. Adding those financed from general budget, the total public expenditure on health totals around 2.5% of GDP in 2008.

The recentralization of revenues in 1994 strengthened the central government's capacity to redistribute in favor of poorer provinces. Net transfers from the center make up an increasing share of subnational government resources (Table 3). Among transfers, both general equalization grants and earmarked transfers (targeted at specific development priorities) have been growing in recent years, allowing a welcome phased reduction of the “transitional systems transfer”. Viewed at the provincial level, such transfers have vastly reduced if not removed the correlation between government expenditure per capita and the level of local economic

¹⁵This has risen to over 35% of GDP in 2010.

¹⁶According to Ministry of Finance (2011), the gross revenue from the sale of state owned land use rights rose to 2.9 trillion RMB in 2010, equivalent to 7.3% of GDP. As a substantial share of such revenues is paid out in the form of compensation to displaced residents, the net proceeds from such sales are lower but still significant.

development. The difference in expenditure per capita across provinces can be largely explained by factors that affect the delivery cost, including average wage and population density.

Finally, the efficiency of public expenditures has been improved through a range of measures to strengthen public financial management. Most extra-budgetary charges have been abolished or brought on budget, and plans are in place to bring the remainder on budget. As in many countries, while social security contributions and revenues from sale of land use rights and other government assets flow to separate funds, these have all been subject to budget type management, and a more comprehensive view of public finances is emerging.¹⁷ Dividends from SOEs have begun to grow, have been brought into a separate capital operating budget, and are gradually becoming available to finance the general budget. Single treasury accounts have been broadly established at the central and provincial levels and are being rolled out at lower government levels, laying the basis for enhanced monitoring and control of budget execution. Government accounting reform with improved classification of government activities made a strong foundation for improving transparency. Performance evaluation has been piloted in selected programs.

TABLE 3 Subnational government finance

	1996		2001		2008		2009	
	bil yuan	%	bil yuan	%	bil yuan	%	bil yuan	%
Budgetary expenditures	578.6	100	1313.5	100	4924.8	100	6104.4	100
Budgetary revenues	374.7	64.8	780.3	59.4	2865.0	58.2	3260.3	53.4
net transfer from center	211.9	36.6	541.1	41.2	2204.4	44.8	2856.4	46.8
ow. General transfer	15.9	2.7	121.5	9.3	874.6	17.8	1131.7	18.5
Earmarked transfer	48.9	8.5	223.7	17.0	996.7	20.2	1236.0	20.2

Data sources: MOF and staff calculation

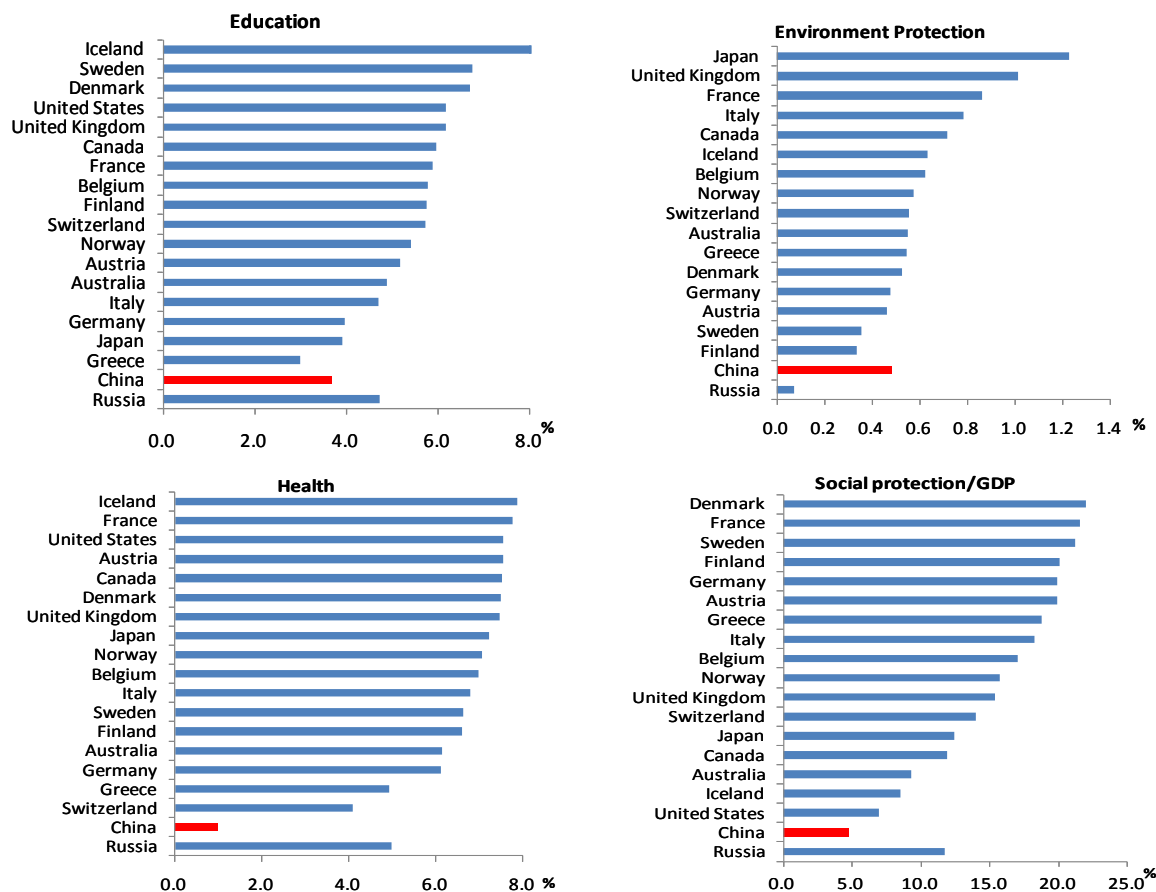
C. Challenges and Policy Options for Strengthening China's Fiscal System

The long-term vision and current starting point elaborated above imply a clear direction for fiscal reforms over the next two decades. In most aspects, the broad direction is understood by policymakers and related programs have been included in the 12th 5YP. Within each of the five noted dimensions, this section highlights more specific areas which offer the greatest challenges as China seeks to get on a path to achieving its vision. Drawing on international benchmarking and experiences, it also suggests policy options and tools that could be applied in China.

1. Restructuring government expenditures

The composition of government spending needs to evolve to reflect China's changing development challenges as it transitions to high income status. Most notably, providing social security and a basic set of public services, and building human capital and expanding opportunity will require additional spending on health, social protection and environmental protection. As shown in Table 2, China's public spending on social protection and health as a share of GDP is significantly below average levels in OECD and upper-middle income countries. The gap in

¹⁷In 2004, MOF released a list of Government Funds, stipulating that no government agency was allowed to charge fees beyond this list. In 2010, the State Council began compiling a national budget for social security funds on a trial basis. This budget initially included funds for five types of social security: basic old-age insurance, unemployment insurance for enterprise employees, basic medical insurance, workers' compensation, and maternity insurance for urban workers. The eventual aim would be to bring other social security funds within the control of the national budget. From 2011, the Provisional Rule on Government Funds Management includes a stipulation that all government funds revenues should be included in the fiscal budget and subject to the scrutiny of NPC.

FIGURE 1 Cross-country comparison of government expenditures as a share of GDP

Sources: Government Finance Statistics (2007, 2009), and staff estimation.

education spending is quite a bit smaller. While China's reported spending on environmental protection appears in line with OECD and upper-middle income country norms, the significant backlog and new challenges in this area could well require a further scaling up of such expenditures.

There is no uniform high income country model for the size of such expenditures relative to GDP, especially for social and environmental protection. High income countries tend to spend more on these items than middle income countries, but with much variability. Figure 5 benchmarks China's spending on these four items against a range of OECD countries and Russia. For example, the share of public spending on health in GDP ranges from 4.1 percent in Switzerland to 7.9 percent in Iceland, and the share of social protection ranges from 7 percent in the United States to over 20 percent in Denmark and France. The overall cost will much depend on the level of protection and the scheme design, which is ultimately a political decision of the country. Also, given the fiscal problems currently faced by many advanced economies, their current spending levels should not be compared very mechanically.

Using these and other international benchmarks as reference, China could potentially aim to increase public expenditures by 2–3 percentage points of GDP for health care, and another 3–4 percentage points to fully finance the basic pension pillar and to gradually meet the legacy costs of existing pension obligations. These add up to an incremental fiscal outlay of around 7–8 percent of GDP—which is a reasonable estimate to bring China's aggregate “social expenditures” by 2030 to near the lower end of the range of high-income countries. Going forward,

China will also need to allocate more resources to operating and maintaining its rapidly growing stock of physical infrastructure assets.

While infrastructure investment may need to be scaled back in the longer-term, these and other expenditure reallocations need not be linear. In the short to medium term, still rapid urbanization and further integration of the national market could demand more infrastructure investment. The further rise in household income would correspondingly increase the financial and economic return to infrastructure, justifying such investments. Over the medium to long term, as the infrastructure stock has been built, the marginal rate of return to infrastructure assets could begin to decline. By that time, public investment could be more rapidly phased down towards levels observed in higher income countries, leaving more resources for other activities.

BOX 4 Functional reviews: a tool for designing reforms for a more efficient government

Functional reviews offer a flexible, problem driven and evidence based framework that can help public sector organizations at various levels to identify key performance constraints, analyze the functions they perform, assess their relevance and draw recommendations for organizational and process changes to enable more effective delivery. It typically evaluates existing expenditure programs along two dimensions: efficiency and effectiveness. Such reviews vary by objectives and scope. In some cases, the focus is at the policy and program level on effectiveness concerns; in other cases the focus is at the organizational level on efficiency concerns or a combination thereof.

Functional reviews have been applied in many countries. In **Canada**, a 1994 program review established a high level special committee under the Prime Minister. The Committee set performance based guidelines and managed the review process that helped to generate substantial cuts (averaging 21.5 percent across departmental budgets). In **New Zealand**, an expert based, top-down review of the state sector was undertaken without the participation of line agencies. Restructuring in many sectors resulted in a 50% downsizing of the public sector. In **Latvia**, a 1999 functional review of the Ministry of Agriculture identified 161 separate functions, of which nine were identified for privatization, 40 for rationalization, and twelve for transfer to other sectors. Implementation closely followed the proposed review.

The literature on functional reviews points to key success factors. First, such exercises involve setting general targets, but without specifying where they will be found. Second, aligning functional reviews with the budget process is essential to ensure that recommendations are provided at the appropriate point in the budget cycle. Third, one reason for successful reviews in OECD countries was that the legal mandates of the agencies and programs were flexible enough to allow relevant ministries to amend their own structure and services. Fourth, it is often difficult for such exercises to be successful in the absence of strong political leadership and/or ownership and buy-in on the part of line ministries and departments. Finally, a compelling need for such reviews, such as a looming fiscal crisis, can help gain the consent of the public.

Source: World Bank (2009)

The structure of public investment also needs to evolve to meet emerging needs. The challenge is to choose projects that address current bottlenecks. As China develops, the bottlenecks are also changing. From a spatial perspective, no economy will develop equally, and cities are more likely to be the poles of growth (World Bank, 2009d). For China, Luo (2005) finds that infrastructure investments in some inland regions such as Hubei and Sichuan could reduce the regional development gap without sacrificing much growth. Therefore, from the perspective of enhancing growth, more public investment could be spatially targeted to cities and selected regions.

In any case, the government needs to redefine its role and restructure its expenditures in line with its development goals. In China, this role has evolved significantly over the past 30

years, and should continue to do so. Once this has been decided, practical adjustments to current spending patterns need to be agreed and implemented, taking into account China's specific organizational arrangements. One way to begin this process is through the use of functional reviews (Box 4).

2. Further reform of taxes and other revenue sources

To achieve its 2030 vision, China will need to adjust its revenue policies to (i) generate adequate on-budget revenues to cover expenditures, (ii) cut efficiency-reducing distortions, and (iii) promote social and environmental objectives. The main challenges and opportunities are focused in three main areas.¹⁸

First, China has significant untapped potential to introduce or expand revenue sources which simultaneously promote all three of the noted objectives. These are concentrated in four areas, two at the national level, and two at the subnational level. The most significant *near-term* source of additional revenues is the collection of higher levels of SOE dividends and their full channeling to the budget. This could spur more efficient investment planning in SOEs while also generating significant resources.¹⁹ For example, were SOEs to pay out half of their profits to the budget—a ratio prevailing in developed countries—budgetary revenues would grow by about 3% of GDP. In the *near- to medium-term*, higher taxes/prices on energy (carbon), water, natural resources and pollution would encourage their more efficient use while improving environmental outcomes and generating major revenues.²⁰ For example, Stern (2011) estimates that a tax on coal at fairly modest carbon prices (e.g. \$20/tonne of CO₂) could yield revenues equivalent to 2 or 3% of GDP. In addition, enhanced taxation of motor vehicle use and charges on parking (as a *near-term* option) and congestion (as a *longer-term* option) would lead to more efficient and livable cities and better environmental outcomes. Motor vehicle taxes piloted in Shanghai, and global experience with congestion charges, e.g. in Singapore and London, could offer useful guidance. Finally, as elaborated in greater detail in the subsequent discussion of land policy, expansion of property taxes to residences would encourage the more efficient use of land while also reducing urban sprawl. While promising, property taxes will require time before becoming a major source of overall revenues, with very few developing countries raising more than 1% of GDP from this source (Bahl, 2009).

Second, reform of labor taxes can promote both greater efficiency and reduced imbalances. Figure 2 gives a comparative picture of the main tax rates on goods and services, corporate income and labor income. This shows that while China's taxes on goods and corporate income are not out of line with Western European and Latin American averages, its marginal rates of labor taxation are far above global norms. Its top marginal rate for personal income tax (45 percent), total pension contribution rate (28 percent of average salary of formal employment) and the overall labor tax wedge are high by any standard.²¹ This works to reduce formal demand for labor and keep the wage share in GDP low, promoting inequality and discouraging consumption. Despite these high rates, major exemptions at lower income levels mean that China mobilizes surprisingly little from PIT. Fiscal Reform and Economic Governance (2011)

¹⁸ Other important revenue side reforms would include further expansion and reform of the VAT and a review of road tolls. Both changes could help make growth more domestically and services driven. Changing the turnover tax on services to VAT would not only lower the tax burden, but also improve services' competitiveness, and promote outsourcing and specialization.

¹⁹ World Bank (2010a) provides a detailed discussion on SOEs dividend policy and international practices.

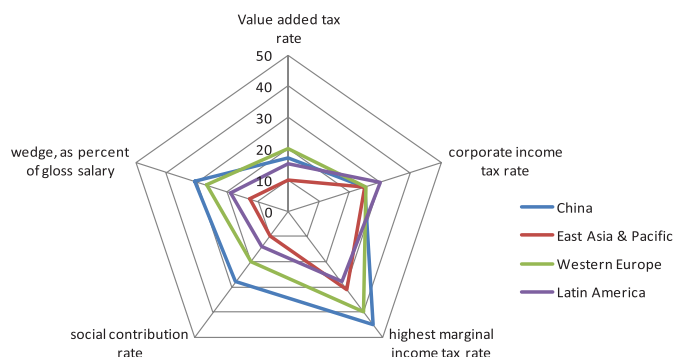
²⁰ Several such taxes address negative externalities. Unlike many other taxes, such taxes present few if any trade-offs when viewed in a more holistic way than through GDP alone, as they make prices better reflect the true marginal cost of a particular activity, including the damage to environment.

²¹ Data are from Fiscal Reform and Economic Governance (2011). This only takes into account personal income tax and contribution to pension funds. Including contributions to health insurance and housing fund, China's overall labor tax wedge is even higher.

indicates that China raises around one percent of GDP from PIT, against a HIC average of 5.85%.²² The PIT is also based on different rates for different types of income, introducing further distortions and inequities. At incomes beyond the basic exemption, the PIT becomes highly progressive (discouraging the formation of human capital), while the various social contributions are high and regressive, adding further distortions and encouraging evasion at both ends of the income spectrum. As a combined effect of still low levels of coverage, a narrow base and high levels of in-kind compensation and informal employment, China also collects relatively little from social security contributions despite their high rates (Figure 3).

A phased approach is advisable to reform the labor taxation. In the *near-term*, the contribution rate for unemployment insurance could safely be reduced by around one percentage point. In the *medium-term*, PIT could be consolidated to cover incomes from all sources (including capital gains), its base expanded by scaling back currently significant exemptions, and simplified with a lower marginal tax rate. If the first two effects were to dominate, and to be supported by enhanced collection effort, such a reform could possibly raise PIT revenues by around 1% of GDP in the medium-term and 2% of GDP or more in the more distant future. In the *longer-term*, China's social protection contributions could be reformed through reductions in average rates combined with efforts to address the regressivity introduced through high minimum contributions, complemented by other reforms to mitigate unintended effects on the finances of the respective social funds. The latter could include separating out the “legacy costs” of the pension system and funding these from general revenues. These issues are elaborated in more detail in a companion report.

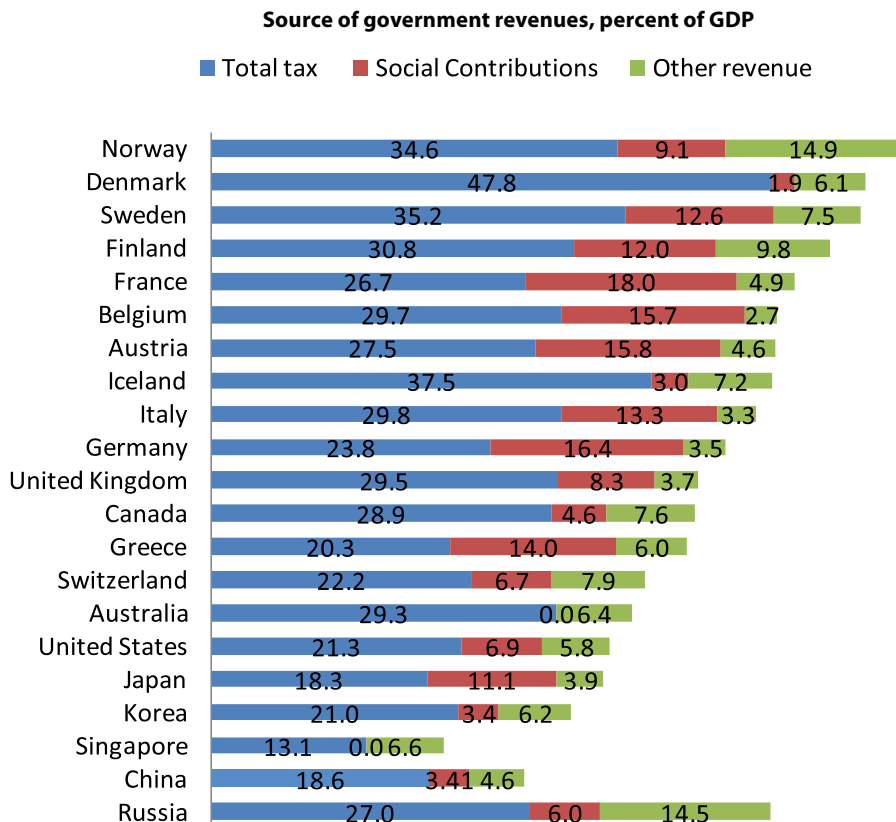
FIGURE 2 Cross-country comparison of tax



Source: Fiscal Reform and Economic Governance (2011)

Third, the taxation of land will need to shift away from transaction-related revenues towards a modern property tax. As elaborated in more detail later in this report, China's sub-national governments derive substantial revenues from the sale of land use rights and taxes on real estate transactions. As prices and trading volumes in the property market can be highly volatile, such revenues may not be reliable for financing essential public services and put fiscal sustainability at risk. In addition, distorted incentives for officials in land development lead to inefficient use of land, corruption, and abuse of government power in land acquisition. As changes in land compensation practices will in any case lower the net resources which sub-national governments can derive from such sources, they will need to find new revenues to fund their operations. As detailed below, expanding property tax to cover residences offers such potential in the *longer-term*.

²² Furthermore, the “revenue productivity” of PIT—measured as the revenue collected as a share of GDP divided by the weighted average PIT rate—is only 15% of global averages and 11% of HIC averages.

FIGURE 3 Cross country comparison of government revenue

Sources: Government Finance Statistics (2007, 2009), and staff estimation

Other important revenue side reforms would include further changes of the VAT, enterprise income tax and consumption tax. This could help rebalancing—making growth more domestically driven and services driven. Changing the excise tax on services to VAT will not only lower the tax burden, but also improve services’ competitiveness, and promote specialization. China’s current residence based enterprises taxes deprive poor provinces of significant revenues as company headquarters are usually located in richer provinces. They also have encouraged wasteful tax competition and beggar-thy-neighbor policies among sub-national governments. In the *medium term*, while the collection of VAT, enterprise income tax and consumption tax could remain residence based, the income could be attributed to various locations, based on the headcount of registered household, consumption or value added. (Xu, 2006)

3. Maintaining fiscal sustainability

Past fiscal reforms and prudent macro policies have left China with significant fiscal space. Over the past decade, fiscal balances have ranged from small surpluses to small deficits (1.6% of GDP in 2010). While off-budget borrowing by subnational authorities complicates the measurement of overall public debt, a conservative estimate of the debt of subnational governments based on a recent report by the National Audit Office would put overall public debt at around 44 percent of GDP by the end of 2010.²³

²³This includes 6.75 trillion RMB central government debt and 10.7 trillion RMB subnational government debt. Of total subnational government debt, 62.6% is explicit debt, 21.8% is contingent debt (guarantees), and the subnational governments have only limited rescue responsibility for the remaining 15.6%.

Several factors will work to preserve or even enhance this fiscal space. China's large growth potential creates the foundation for further growth of real revenues and favorable debt dynamics. China's state commands a large portion of assets including SOE shares and land which represent a source of potential revenues going forward. Large national savings coupled with investment grade sovereign risk ratings imply a relatively low cost of borrowing. Given these factors, China could in principle sustain somewhat higher annual fiscal deficits in the range of 3–4% of GDP.

At the same time, significant new pressures will challenge China in maintaining fiscal stability. Citizens' growing emphasis on social and environmental outcomes, rapid population aging, and further urbanization will put upward pressure on spending. As noted above, the combined effect of raising social expenditures towards levels observed at the lower end of the high income spectrum could alone add around 7–8% of GDP to total spending. In the absence of reductions in the share of other spending items in GDP, China's total fiscal expenditure would reach around 40% of GDP. As shown by the current sovereign debt crises in some high income countries, the revenue collection efforts required to finance such a level of spending could either be inconsistent with rapid growth or (if patently infeasible) with macroeconomic stability. The conversion of currently quasi-fiscal liabilities (e.g. of UDICs) into explicit public debt could add further fiscal pressure. At the same time, slowing economic growth will cut the potential growth rate of total fiscal revenues below past levels, while the government faces pressure to cut taxes to boost household disposable income and facilitate restructuring.

Meeting the triple challenge of maintaining fiscal stability, sustaining rapid growth and addressing social and environmental imbalances will require choices in the face of difficult trade-offs. Even among high income countries, different countries handle such pressures in different ways, in line with their specific circumstances and preferences. If China does not want to grow its size of government to average OECD levels, part of the adjustment will need to come from containment of some expenditures. In the *near-term*, this could include cuts to capital transfers and other enterprise subsidies, streamlining government institutions and employment, and regulating "on the job consumption". *Over time*, as China's front loaded public investment program achieves its initial aims, such investment could begin to be scaled back. Given China's fiscal space and the existence of major untapped revenue sources, a large part can come from the scaling up of several taxes (noted above). Such trade-offs will be eased by reforms to enhance the efficiency of government, including through the functional reviews described above.

As a specific tool for promoting fiscal sustainability, China could construct a macro-fiscal framework (usually comprising of medium-term budget plans and dynamic debt sustainability analysis), linked to the five-year development plan. Such tools, employed at both national and local levels, would help ensure the consistency of public spending with the country's development strategy and resource envelope. First, they would reveal the implications of current decisions on taxation and spending on future budgetary and financing needs. Second, they can bring out the fiscal risks emanating from various sources such as contingent liabilities being called, global shocks hitting output growth, etc. Third, they can help evaluate the government's capacity to meet current and future financial obligations. Were such analysis to show that debt limits are likely to be breached over the projection horizon, the government's plans will need to be revised accordingly.

Fiscal sustainability would also be promoted by bringing subnational government borrowing on budget. Currently, while such governments can formally borrow only with State Council approval, they circumvent this limit by borrowing through UDICs and other vehicles. Total sub-national government debt has reached 26 percent of GDP according to the National Audit Office. Such indirect borrowing played a key role in financing important infrastructure investments and thus supporting industrialization and urbanization. Debt financing will remain important for China's urbanization drive, which demands continuing large investments in urban transit, metro, power, water, sewage, etc. However, limited transparency and regulation has created potential risks to fiscal sustainability and the quality of bank assets. Formally,

borrowing through UDICs should be for revenue generating purposes that can pay back the loan. In reality, a part of such borrowing appears to be for other purposes. Such quasi-fiscal financing also obscures the true size and composition of public spending and revenues. By preventing a unified planning, execution and monitoring of public spending, it can also lead to inefficient and sub-optimal allocation of public funds.

Allowing subnational governments to access the financial market could have important benefits. Matching the economic life of assets that the debt is financing with the maturity of debt is sound public policy because these infrastructure services can and should be paid for by the beneficiaries of the financed services. Market access and the operation of an active secondary market expose subnational governments to market disciplines and reporting requirements, helping strengthen fiscal transparency, budget and financial management, and governance. A competitive subnational credit market with numerous buyers, sellers and financial options, such as bonds competing with loans, can help diversify financial markets and lower borrowing cost.

Moving forward, the central government needs to establish an institutional and regulatory framework to reap the benefits while mitigating the risks of subnational borrowing. As demonstrated by over 200 years of subnational infrastructure financing in the United States, subnational debt financing is viable under sound regulatory frameworks. The government's recent inventory of all subnational government borrowings is an important first step towards transparency in quantifying the liabilities of subnational governments and their entities, and lays a good foundation for further steps. Box 5, based on Liu (2010) and Liu and Pradelli (2011), provides indicative elements of a regulatory framework for sub-national debt management.

Direct borrowing by subnational governments could be phased in, beginning with authorities with the greatest revenue capacity and most reformed fiscal system. Financially weaker localities could initially rely more heavily on transfers, with the central government establishing clear rules about when a subnational government can graduate from one status to another. Pre-conditions for UDIC borrowing would include corporate governance reform and clarity in its financial relationship with the subnational government. Credit ratings and disclosure of audited financial accounts (UDICs) and fiscal accounts (subnational governments) are prerequisites for borrowing from the financial market. Those sub-national governments and UDICs that are allowed to borrow should be subject to hard budget constraints, without recourse to central government support. It is important for the central government to send a credible "no-bail out" message to the market, documented in legislation, and demonstrated in action.

BOX 5 Indicative regulatory framework for sub-national government debt

Core components of a sub-national government debt regulatory framework are *ex ante* regulation and an *ex post* insolvency system. In China, a complete regulatory framework would also include strict regulation on UDIC borrowing.

Ex ante regulation. The framework would spell out *ex ante* rules governing the purposes of SNG borrowing (e.g., long-term borrowing for public capital investments only), types of debt allowed (e.g., prohibiting exotic financial products), and procedures for issuing debt. Fiscal targets can be established quickly focusing on the debt service ratio, balanced operating budget, and guarantee limits, while developing thresholds for fiscal sustainability assessment would take more time and effort. Fiscal transparency would be a precondition for SNGs/UDICs to access capital markets. Credit assessment by reputable rating agencies can be required of all SNGs/UDICs wishing to access the capital markets. Only those SNGs that have adopted fiscal transparency and budgetary reforms could access the markets.

Ex post insolvency system. International experiences have demonstrated that unconditional bailouts of SNGs and their entities lead to moral hazard, encouraging irresponsible fiscal behavior and reckless lending by creditors. In the *near-term*, China can develop two sets of monitoring indicators for SNGs: one measuring fiscal deterioration and another one for fiscal insolvency. The key is to monitor, and intervene early, to prevent SNGs from deteriorating into insolvency. Over the *longer-term*, a more systematic insolvency system can be developed to include debt restructuring rules and a priority structure for settling claims.

Regulating UDICs. As part of *ex ante* regulations, UDIC long-term borrowing must be for public capital investments, ratios of operating revenues to debt service would be established and pledge of assets as collateral be regulated. Subnational government guarantees of UDIC borrowing can play a useful role but would follow prescribed rules such as total guarantees provided would be below a percentage of SNG revenues and no single UDIC borrower could have guarantees exceeding a certain percentage of total guarantees by a subnational government. The US regulation for subnational SPVs can provide a useful reference.

To ringfence and reduce fiscal risks, China could develop regulatory frameworks for UDICs to issue revenue bonds. In contrast to the general obligation bonds, revenue bonds are secured by the revenue stream generated by the project that the debt is to finance. Revenue bonds reinforce self-sustaining finance, and allow the market to play a central role in enforcing debt limitation, pricing risks, and matching the maturities of liabilities with the economic life of assets. In the US, revenue bonds account for about two thirds of US\$3 trillion subnational debt outstanding.

Developing revenue bonds can be supported by complementary reforms, including: corporate governance reform, regulatory frameworks for setting tariffs, and standardized reporting, audit and market disclosure requirements. Financial strength is assessed through a credit rating system that assesses a borrower's ability to pay debt. Hard budget constraints on SPV are a must.

4. Further reforming the inter-governmental relationship

Achieving a harmonious high income society by 2030 will require further complex reforms of China's system of local finance and inter-governmental fiscal relations. The key challenges for China's fiscal system in supporting this agenda remains high fiscal inequality and a decentralization of many functions which are usually financed or provided by higher levels of government in most high income countries. Reforms in four areas stand out: (i) completing the move from five to three levels of government; (ii) selectively raising some functions to higher levels of government; (iii) introducing some more formal central government involvement in sub-provincial distribution; and (iv) introducing new sources of subnational own revenues.

First, the ongoing move from five to three (budgetary) levels of government could be completed. This is a key step towards streamlining the size of government, improving the efficiency of government services, and empowering county governments. Such reforms in the fiscal

management system are already being introduced in 27 provinces, covering over 900 counties.²⁴ Most piloted county governments witnessed improved revenue capacity with increased transfer directly from the province (circumventing the municipal level—a tier between province and county) and enhanced monitoring of county finances by provincial governments. Moving forward, a natural step would be to gradually expand this reform to the whole nation. While international experience provides limited clues, China's own pilot programs suggest it has strengthened the fiscal capacity of county governments, reduced the overall cost of government, and improved the delivery of public goods and services. Implementation of such reforms should pay due attention to avoiding gaps in, or shocks to, service delivery in the transition period.

Second, to enhance efficiency and equity and to strengthen the national market integration, some expenditure responsibilities or their financing could be raised to higher levels of government. The economic literature prescribes that a function should be assigned to the level of government that best matches benefits and costs of that function, whereas the “subsidiarity principle” would lead to assignment of a function to the lowest possible level (Dollar and Hofman, 2006). These considerations still leave much scope for interpretation. In practice there is considerable variety in the assignment of functions among countries. As Table 4 shows, China is much more decentralized than OECD and middle income countries on the spending side. In several cases, China's assignment of functions is out of line with theory and global good practice. In most-countries, income-maintenance responsibility (pensions, disability, and unemployment insurance) is the task of the central government. This is for good reason, as it can help pool the risks across regions and encourage labor mobility and participation. In China, this also has an equalization effect, as some coastal provinces have relatively high employment-to-retiree ratios thanks to many migrant workers. Specific areas where there is potential to raise some expenditures or their financing to higher levels of government are discussed in a companion report.

TABLE 4 Share of sub-provincial governments in total government

	Developing Countries	OECD Countries	Transition Countries	China
Sub-provincial share of Government Tax Revenues	9.27	19.13	16.59	34.2
Sub-provincial share of Government Expenditure	13.78	32.41	26.12	59.3

Source: Dollar and Hofman (2006), staff calculations

Third, China could consider introducing more formal direct central government involvement in sub-provincial fiscal relations. As the tax sharing arrangements introduced in 1994 were not extended to the sub-provincial level, the most serious fiscal disparities remain at that level, which accounts for over 50% of total public spending. In 2005, provincial governments on average took about 25 percent of total sub-national revenue, municipal governments a further one-third, and county governments, which provide most services, took the remaining 43 percent. Sub-provincial fiscal arrangements remain at the discretion of provincial governments, leading to high variation across provinces. For example, the share of provincial governments in sub-national revenues ranged from 60 percent in Tibet to only 14 percent in Shandong, while the county governments' share ranged from 24 percent in Tibet to over 60 percent in Zhejiang.²⁵ In general, the higher level government grabbed a higher fraction of fiscal revenue than

²⁴Source: The Final Account of Chinese Central Government of 2010, Ministry of Finance.

²⁵The big three central-government directly administered metropolises (Beijing, Shanghai and Tianjin) have very small county-level governments.

its share of expenditure responsibilities. As a result, the most serious vertical and horizontal imbalances are at the lower levels of government (counties and below).

One option for addressing sub-provincial disparities would be setting some limits on the expenditure autonomy of subnational governments. Any such solutions would be guided by (and possibly limited by) a clear understanding of the specific role of subnational government in China. As in other unitary countries, while local authorities are in principle an agent of the central government, they still enjoy a high degree of autonomy. In many cases, the central government determines by law what type of activities subnational governments can be engaged in through a positive list of functions (an “*ultra vires*” definition of subnational governments). But even if subnational government is granted a wide range of autonomy (“general competence”), the central government could consider specifying at least those functions that it must perform.

A second option would be for the central government to get involved in the sub-provincial distribution of resources. For example, the center could, as a minimum, establish expenditure needs for each level of government, and set limits on the disparities among sub-provincial governments. Once the assignment of expenditure responsibility to subnational governments is decided, revenues would be assigned to ensure adequate resources to perform these tasks. In this process, the center could mandate some degree of uniformity in sub-provincial revenue assignment and transfer. One very ambitious option would be requiring the provinces to transfer revenues to the county level in the same way as transfers are allocated to the provinces. Alternatively, the center could mandate the provincial governments to achieve certain prescribed targets, such as a minimum level of education expenditure per student, and revenue capacity equalization at some level.

Fourth, beyond the property taxes noted above, there is further scope to introduce new sources of own revenues of subnational governments. The high disparity in development warrants some flexibility in revenue assignment. China could consider first granting new sources of own revenues to subnational governments in relatively developed cities. This would free up fiscal resources for more transfers to poorer regions, and help bring a larger share of subnational financing on-budget. This may also help reorient the enthusiasm of subnational governments from growth and investments to a more balanced growth strategy that reduces rural-urban disparities (discussed below in section on land policy). Finally, it could improve accountability, as citizens will hold officials more accountable if local public services are financed to a significant extent from locally imposed taxes. A good local tax should meet several criteria. The subnational government should be able to set the rates itself, at least within limits. It should be visible to local taxpayers, large enough to finance a chunk of local services, and not easily exported outside the jurisdiction. In addition to the property taxes, motor vehicle and congestion charges noted above, own revenues could also include a local PIT, possibly as an add-on to the central government PIT tax rate. However, as the top national tax rate of 45 percent leaves little space for such an addition, reform of PIT to cut the top marginal rate may be crucial for meaningful progress on granting subnational governments more flexibility to raise own revenues.

5. Institutional reform to enhance accountability and transparency at all levels

Improved information and greater fiscal transparency at all levels of government would bring many benefits. These include greater efficiency, reduced corruption, and improved creditworthiness. Past reforms of government accounting classifications, and the construction of capital operating budgets and social fund budgets, have laid a good foundation for improving government self-regulation. A natural *near-term* step would be to further the reforms to make information accessible to taxpayers, research institutes and universities. More information in the public domain would allow better policy analysis and evaluation, expand citizens’ scope for active participation in policy debate. This would ultimately lead to higher acceptance of policy choices and enhanced government credibility. Possible *medium- and long-term* measures include better aligning budget formulation and execution, moving the budget calendar

to better reflect the schedule of the National People's Congress, changing from cash to accrual accounting, producing an inventory of government financial and physical assets, and eventually constructing the government's balance sheet. The upcoming revision of the budget law is an opportunity to anchor more transparency in fiscal and intergovernmental fiscal matters in law.

Despite past improvements, China still faces considerable challenges in enforcing *accountability*. This limits what the inter-governmental fiscal system can achieve in terms of efficiency and redistribution. Given the high degree of decentralization in China, a key issue is accountability of local authorities to the central government. Specifically, with limited accountability for results, more equalization of spending to poorer provinces could well lead to waste of resources rather than better service delivery for the poorer part of the population. To enhance accountability of subnational governments, the central government could consider the following four measures:

1. **Periodic evaluation of the fiscal implications of expenditure assignments.** Disparities among regions, the quality of basic infrastructure, priority areas for investment, and the technical capacities of subnational governments can all change over time. The central government must have flexibility to adjust to such changes. Such evaluation will need to bring out the fiscal implications (and necessary remedial policies) for the next five to ten years if any restructuring takes place. This is a bigger issue than just expenditure assignment. The financing of this shift in responsibility would likely include a reassignment of some revenue sources and reallocation of transfers as well.
2. **Development of a medium term fiscal framework and monitoring the fiscal development of subnational governments.** Local officials in China have inherent biases favoring the allocation of resources to physical investments and “leaping forward”. These can lead to excessive (hidden) expansion of government debt, and fiscal stress in the medium and long run. One way to mitigate such risks is to require subnational government to develop a medium-term fiscal plan and undertake the assessment of debt dynamics. Through this process, the fiscal implications of any reform can be calibrated, and public expenditure and revenue decisions integrally articulated.
3. **Comprehensive evaluation of the performance of local officials.** Until recently, evaluation criteria for local officials were heavily focused on GDP growth. This is not hard to measure, and the accountability system has worked reasonably well. But the shift in focus to a “harmonious society” requires a greater focus on outcomes such as the health status of the population, educational attainment, energy efficiency, and environmental quality. As these mandates are spread among line ministries, it will inevitably be harder for the central government to know if the local government is doing a good job meeting these multiple objectives and to use that information in staffing and financing decisions.
4. **Cross regional and sectoral coordination.** China has quite a few transfers: some are allocated among regions, and others are earmarked for specific issues: for example, transfers for rural education. Each transfer program is administered separately and often allocated in an *ad hoc* manner. It is important to ensure that the different transfer programs combine to provide solid foundations for regional development, and to ensure equity across regions and consistency with the national development strategy.

One bold option for enhancing subnational government accountability in public services would be to establish a budget committee under the direct oversight of the State Council, and to centralize the performance evaluation and monitoring of local agencies (including the noted four functions) in a single ministry. Such a practice is adopted in many countries including Japan and Finland, either as a separate ministry or as part of an existing ministry, e.g. the Ministry of Finance.

Chapter 4 Enterprise Sector Reforms

A. The Enterprise Sector and China's Vision for 2030

A vibrant and increasingly efficient enterprise sector is key for sustaining relatively rapid growth and enhancing the innovativeness and global competitiveness of China's firms over the next two decades. It would support growth by promoting further productivity gains and by keeping returns to capital at levels which sustain high investment demand. Combined with a more favorable environment for SMEs, service sector firms, and labor intensive firms, it would also promote China's objectives of moving to a more innovative and harmonious society.

Successful reform and the resulting structural change would leave China with a very different enterprise sector by 2030. In nearly all industries, a range of firms with diverse size and ownership would compete vigorously on a level playing field, facing similar market-driven factor and input prices. The share of SOEs in industrial output would decline from the current 27% in 2010 to around 10% in 2030. Many sectors would have been greatly consolidated, primarily by market forces. Entry barriers could remain in a few "natural monopoly" sectors where dominant providers (whether state-owned or private) are subject to effective regulation. Large firms, including a diminished number of SOEs, would feature modern corporate governance with professional boards deciding key strategic matters. Having been made more competitive by vigorous competition from home and abroad, Chinese firms would be increasingly successful in global markets. Within government, the functions of policymaking, regulation and supervision would be better separated, each led by a single agency with strong capacity, clear mandates and accountability. Finally, "industrial policy" may still be implemented, but in a more focused, consistent, predictable and market-friendly way than today.

Going forward, China will need to determine the relative role of the state vs. the market and the private sector in economic activity. While a large state role may have had beneficial effects during the recent crisis, China's own experience over a longer period supports its further scaling back. As elaborated below, China's non-state enterprise sector is much more productive, profitable and innovative than its SOE sector. Much of China's impressive productivity growth over the past decade was driven by manufacturing, which had just been opened to greater competition. To sustain rapid GDP growth, China will need to extract more productivity from its currently protected services and utilities sectors. One way to get this is through the same model that worked so well for manufacturing: expose firms to competition through deregulation, international trade, and private participation. In addition, the relationships between government and enterprises need to be reformed to allow firms with different ownership and sizes to have equitable access to resources and business opportunities.

B. China's Enterprise Sector—Key Developments to 2010

Significant enterprise sector reforms have underpinned China's successful past growth performance. In particular, bold reforms under the 9th Five Year Plan (5YP) 1995–2000 led to a greatly expanded role of the private and other non-state sector. Indeed, the state sector's share in the total number of industrial enterprises (with annual sales over 5mn RMB) fell from 39.2 percent in 1998 to 4.5 percent in 2010. During this same period, SOEs' share in total industrial assets fell from 68.8 percent to 42.4 percent, while their share in employment was slashed from 60.5 percent to 19.4 percent (Figure 4). Their share in China's exports fell from 57 percent in 1997 to 15 percent in 2010. As a result, the non-state sector has become not only the main generator of output (an estimated 70 percent of GDP) and employment, and strongest growth

engine, but also the most active sector for innovation. According to Jia (2009), 65 percent of China's patents and 75 percent of technological innovations came from the non-state sector.²⁶

The 9th 5YP's guiding principle of "grasping the big, letting go of the small" left China with a distinctive industrial structure. Most small and medium-sized firms became privately owned. Facing much domestic and external competition in an increasingly integrated domestic market, they became very dynamic and productive and now dominate many sectors (Economist, 2011). In parallel, the "commanding heights" of the economy (most notably the 120 or so large central enterprises in sectors like electricity, petroleum, aviation, banking and telecoms) were kept largely state-owned. Even here, much progress was made. Many SOEs were corporatized, radically restructured (including labor shedding), and expected to operate at a profit. In some sectors, intra-SOE competition was promoted and the scope for private participation was expanded. Later, the 2003 establishment of the State-owned Assets Supervision and Administration Commission (SASAC) to exercise authority over large centrally run firms laid a foundation for future improvements in governance and investment planning.

As a result, the profitability of China's SOEs increased. Their reported average return on equity (ROE) jumped from only 2.2 percent in 1996 to 15.7 percent in 2007, before sliding back somewhat to 10.9 percent in 2009 (Figure 5).

However, the average profitability of SOEs remains well below that of non-state (including private) firms. During 1998–2007, the ROE of SOEs jumped by 13.8 percentage points (pp), while that of non-state firms grew by a smaller 12.8 pp (Figure 5). Still, in 2009, the average ROE of non-state firms remained 9.9 pp above that of SOEs. In addition, a disproportionate share of SOE profits comes from a few monopolies that earn artificially high rates of return because of limits on competition, while SOEs as a class have enjoyed access to cheaper capital, land and natural resources.²⁷ As a result, the profitability of SOEs in less state dominated sectors is generally poorer, suggesting an even greater underlying advantage for non-state firms. The superior performance of private and other non-state firms is also confirmed by a wide range of other research although the financial performance of some SOEs has been weak in part because they have been responsible for delivering public services or have been constrained by regulated prices.

FIGURE 4 SOEs have declined in relative importance

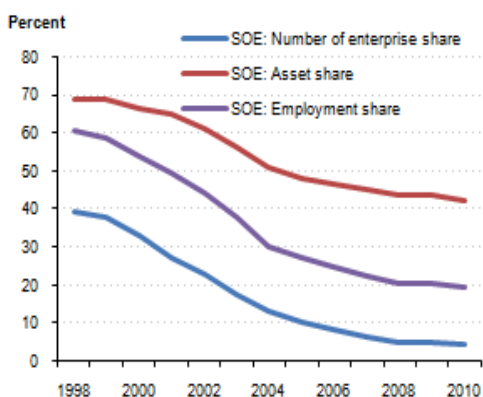
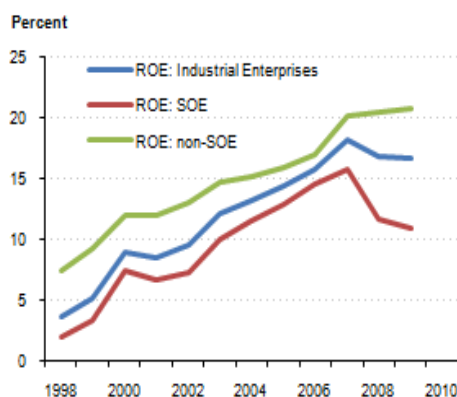


FIGURE 5 The rate of return for non-state firms exceeds that of SOEs



²⁶Jia Qinglin, "Remarks in the 3rd conference of commending the outstanding builders of Chinese characteristic socialism in the private sector", *People's Daily*, November 7, 2009.

²⁷For example, Ferri and Liu (2009) find that the cost of debt is significantly lower for SOEs, even after controlling for individual firm features. They estimate that should SOEs pay the same loan rates as otherwise equivalent private firms, the additional interest payment would have wiped out their profit in 2004 and 2005, the two last years in their sample.

A significant expansion of competition contributed to productivity gains (World Bank, 2009c). Privatization and market reform generated vibrant competition in most manufacturing sectors. In some “strategic” or “pillar” sectors (airlines, telecoms, etc), some inter-SOE competition was encouraged by the breaking up and corporatization of incumbent providers.²⁸ China’s opening to the outside world, especially WTO accession in 2001, enhanced competition from abroad. Finally, the more recent phasing out of incentives which had favored foreign investors enhanced competition by leveling the playing field with domestically-owned firms. For this reason, and also due to China’s vast size, the overall industrial sector is not very concentrated (Box 6), suggesting strong potential for competition between individual firms.

BOX 6 China’s industrial concentration remains low in most sectors

Sutherland and Ning (2008) compare the evolution of industrial concentration in China with that of earlier periods in Japan and Korea. While such international comparisons are hampered by lack of strict comparability of data, they remain instructive. Citing Amsden and Singh (1994), in Japan, the average (unweighted) *three-firm* (C3) concentration ratio was 57.6 in 1937, 53.5 in 1950 and 44.1 in 1962. In South Korea, the all-industry average C3 ratio was 62.9 in the 1980s. For China, the authors calculate a *four-firm* (C4) average of only 23. Thus, Chinese industry appears significantly less concentrated than Japan and Korea in earlier periods.

Looking at individual sectors, Sutherland and Ning find only three industries in which the C4 ratio exceeded 40 in 2006: extraction of petroleum and natural gas; processing of petroleum, coking, processing of nuclear fuel; and production and distribution of electric power and heat. These industries accounted for only 14.4% of total sales across the 37 surveyed industries. Only 5 of the 37 industries had C8 concentration ratios above 40%. By these definitions, only a small share of Chinese industry, found in traditional pillar industries, could be considered uncompetitive by these rather crude but often used metrics.

OECD (2010) also finds that standard measures of concentration are relatively low and declining in China. Using the Herfindahl-Hirschman index, and grouping results by US Department of Justice merger thresholds, they find that the number of industrial sectors at the four-digit level deemed to be highly or moderately concentrated has decreased from 27% in 1998 to only 14% in 2007. This is low by international standards, including when comparing with the United States.

However, competition remains curtailed in one key dimension—between state-owned and non-state parts of certain sectors—especially in “strategic” industries and utilities. Large SOEs dominate certain activities not because they are competitive enough to keep the dominance, but because the market competition is restricted and they are granted oligopolistic status by the authorities (Lin, 2010). The weak and unfair competition resulting from such “administrative monopoly” (Box 7) has been deemed “*the* current problem facing private enterprise in China” (Naughton, 2011) and “the major source of monopolies in China’s economy” (Owen and Zheng, 2007). The strong direct ties between the government and incumbent SOEs, especially large SOEs, limit the entry and access to resources of private firms, hampering the efficient use and allocation of resources and stifling entrepreneurship and innovation.

²⁸ However, in some sectors such as telecoms, the splitting up was along geographic lines, still leaving a single dominant provider in any given area.

BOX 7 Administrative monopoly

“Administrative monopoly” refers to market power artificially created by government policies which restrict competition or compel anti-competitive conduct. It differs from a natural monopoly, where market power derives from structural factors such as economies of scale or scope. In China, the most important are explicit or implicit restrictions on (private and/or foreign) entry into (or expansion of capacity within) a still rather wide range of activities, particularly in services. They can also include government mandated use of specific products or services, or discriminatory treatment of non-local firms or products by local governments (“regional blockades”). They can be exacerbated by government agencies requiring approvals for a range of activities, at times in the absence of statutory authority.

The most problematic form of government intervention in competition and administrative monopoly in China is official lists which grant SOEs an exclusive or privileged role in certain sectors. Two lists stand out. First, in 2006, China identified 7 “strategic” sectors in which the state would keep “absolute control”—defense, electric generation and distribution, petroleum and petrochemicals, telecoms, coal, civil aviation and waterway transport.²⁹ In such sectors, while a handful of state firms might compete with one another, they are protected from new entry (Naughton, 2007). Second, in designated “basic or pillar” industries—including machinery, automobiles, information technology, construction, steel, base metals, and chemicals—the state would retain “somewhat strong influence” (Owen and Zheng, 2007). In such sectors, private participants could face a range of entry barriers or other constraints.³⁰ Also, the clear signaling of the expected leading role of state enterprises could lead private firms to conclude that they would not be allowed to grow “too big”, acting as a powerful disincentive to expansion if not entry. As described in Box 8, such barriers to entry and exit can reduce potential growth of GDP and TFP.

These lists are long by high income country (HIC) standards and include many activities where vigorous competition is feasible. Most countries rightly limit entry into *bona fide* “natural monopoly” sectors. Until strong regulatory capacity has been established, there may also be a case for keeping such firms state owned. However, even in such sectors, technological advances have made large sub-sections potentially competitive, e.g. much of the telecoms sector, and a good part of electricity generation and distribution. Furthermore, in most HICs, vibrant competition and extensive private participation now exists even in sectors which China has deemed “strategic”, e.g. coal and air transportation. Most if not all of China’s current “basic and pillar” industries are inherently competitive and are not (or are no longer) subject to high levels of government ownership in HICs. Thus, such administrative barriers may be precluding significant efficiency enhancing competition in China.

²⁹For example, in 2006, all of petroleum, natural gas and ethylene, all basic telecoms services, about 55% of electricity generation, and 82% of airline and air cargo traffic were by SOEs (Owen and Zheng, 2007).

³⁰Even if entry is allowed, and even beyond areas considered “strategic”, private firms can face a range of other disadvantages. Ferri and Liu (2009) document significant advantages in borrowing terms for SOEs. In an overview of prospects for private airlines in China, Pan documents other regulatory and financial advantages of SOEs, including in securing bailouts via capital injections and in access to bank financing. Tian (2007) documents entry barriers in the automobile industry.

BOX 8 Entry, exit and “creative destruction”

Rates of entry and exit have been significant, but possibly different across market segments. Strong entry and exit is critical for competition. Brandt, van Biesbroeck and Zhang (2009) find that China has derived a large share of its TFP growth from massive entry of new productive firms and exit of inefficient incumbents. Over their sample period, net entry contributed over 2/3 of total productivity growth, even more than its contribution in US manufacturing. However, this average could hide variation across firms of different size, sectors and ownership. Emerging evidence suggests that such creative destruction is indeed strong among smaller firms.

Low turnover among larger companies could work to limit gains in productivity going forward. Several new studies suggest that dynamic economies with sustained high TFP growth tend to have relatively rapid turnover among large industrial enterprises. For example, Fogel, Morck and Yeung (2007) study the impact of the stability of the top 10 firms on GDP and TFP growth in 44 countries. They find faster growth in countries where big business is less stable, i.e. with “upstart firms undermining stagnant behemoths.” This relationship is particularly strong among higher income countries. While rapid growth in low-income countries can arise from improved factor reallocation, higher-income countries also need “creative destruction” to push out the frontier and develop a more dynamic industrial sector.

Policies which create an unlevel playing field or increase the uncertainty faced by businesses further limit efficiency gains. As a result, state and non-state firms coexist while behaving differently in the face of very different incentives, leading to distortions in resource allocation. While non-state firms have driven China’s rapid economic growth, less efficient SOEs remain in business. In a detailed examination of the relative performance of these two groups of firms (using China’s industrial census data), Li and Xia (2008) seek to explain how firms with different ownerships deploy resources and formulate strategies to achieve their goals. While non-state firms outperform SOEs in labor productivity, cost control and profitability, SOEs have had better and more stable access to government allocated resources like bank credit (see discussion of financial sector below). This greater predictability and cost advantage has allowed SOEs to undertake longer-term investment and maintain greater slack in the form of inventories. In contrast, less effective property rights protection and less access to government allocated resources has forced non-state firms to take a shorter-term perspective, and focus more on low cost production and market allocated resources.

C. Industrial Interventions

Finally, since the late 1980s, the Chinese authorities have implemented extensive interventions, including industrial administrations and industrial policies. Industrial administrations include administrative approval (*shen pi*) or reporting (*bei an*), administrative inspection, mandatory closure of business, and other restrictions on firms which are deemed to have inappropriate industrial activities. Industrial policies are more formal than industrial administrations but they are often connected. In broad terms, industrial interventions are designed to affect the allocation of resources among economic activities (across or within sectors) to achieve a different outcome from what otherwise would have occurred. Such policies are most critical in sectors with both state and private ownership, but with a dominant role envisaged for SOEs. They have involved a range of actors across all levels of government applying a variety of instruments to achieve multiple objectives across a large part of the enterprise sector. As a result, China has become one of the world’s most active users of industrial policies and administrations.

Such interventions are *implemented* by three broad classes of *actors* (see Annex 2 for details). The *first* are high level national bodies, such as the State Council, the National People’s Congress (NPC) and the Communist Party of China (CPC). The *second* are central government departments, including the National Development and Reform Commission (NDRC),

the Ministry of Industry and Information Technology (MIIT), and others. The *third* are sub-national governments and their departments. While such governments are expected to help execute national policy, their extensive responsibilities also give them the means to influence industrial development, such as industrial planning, fiscal policy, access to land, and ownership of local SOEs. Two prominent examples of provincial industrial policy include efforts of Shandong and Shanxi to restructure their iron and steel industries and coal industries, respectively (Box 9).

The noted actors use at least five types of instruments to pursue industrial interventions. These are: (i) policy statements;³¹ (ii) legislation; (iii) resolutions (of government departments or ministries which require the subordinated system to follow); (iv) written and oral instructions; and (v) “special inspection and re-organization”.³²

As elaborated in Annex 2, China’s industrial policies have had seven defining characteristics. *First*, they have been scale-oriented, i.e. focused on the development of larger enterprises. As such, they have disfavored SMEs. *Second*, they have sought to control the expansion of sectors deemed to have excess capacity. *Third*, they have aimed to concentrate sectors deemed to be too fragmented. *Fourth*, policies to encourage technological advancement, e.g. requirements to use specific (local) technologies, have had industrial policy dimensions. *Fifth*, they have relied heavily on direct administrative intervention to introduce (withdraw) resources from preferential (prohibited) sectors. *Sixth*, they have often featured multi-division joint action. *Finally*, and importantly, such policies have been pursued at each level of government, often at cross purposes. For example, while the central government may have aimed to consolidate a sector nationally, several provinces may have sought to make it a “pillar” for its own economy. With over 30 provinces and many more sub-provincial authorities involved, the degree to which a particular sector is ultimately favored or discouraged becomes hard to discern. Enterprises facing such competing pressures face a treacherous business environment.

BOX 9 Provincial-level industrial policies in Shandong and Shanxi

In 2007, the Shandong government issued “Opinions of Shandong Provincial Government on Further Speeding the Adjustment of Iron & Steel Industry Structure”. In 2007, the province combined the Jinan Iron & Steel company with the Laiwu Iron & Steel Company to set up Shandong Iron & Steel Group Corporation (SIS). Over time, it gradually brought small and medium iron & steel firms into SIS to enhance industry concentration. In 2009, the Shandong government issued “Adjustment and Revitalization Plan of the Shandong Iron & Steel Industry (2009–2011)”, which included the stated aim of raising SIS to become a very large scale iron & steel group, to raise 3 to 5 other specialized medium-sized iron & steel enterprises, and to accelerate the shift of the industry to coastal areas. In 2010, the Shandong Provincial Committee of the CPC passed a proposal for formulating the province’s 12th 5 Year Plan, which again advocated enhancing iron & steel industry concentration, including by merging Rizhao Iron & Steel Group into SIS, so as to achieve a production capacity which would represent more than 75% of the provincial total. Another example is Shanxi Provincial government’s promotion of a radical reorganization of its local coal industry. In 2008, after the provincial government issued “the enforcement opinions on speeding up the merger and restructuring of coal enterprises”, most small coal enterprises (usually private firms) were administratively merged with large coal enterprises (usually SOEs).

³¹ Examples include sections of work reports to CPC congresses, policy guidance for 5YPs, and comprehensive or single sector policy documents.

³² The latter policy is implemented by bodies such as the General Administration of Quality Supervision, Inspection and Quarantine, the State Food and Drug Administration, and the State Administration of Work Safety. Such inspections and reorganizations can bring significant restructuring within sectors. For example, in April 2011, nearly one-half of China’s dairies were shut down after having their licenses revoked.

As in any country, views on the overall effectiveness of industrial policies vary widely. As might be expected, the more positive evaluations tend to be by government institutions,³³ while more critical perspectives tend to be by academic specialists.³⁴ There is more agreement on positive achievements in some more specific instances, for example regarding policies directed towards the textiles sector in the late 1990s.³⁵ Many also argue that excess capacity would have been even worse in the absence of efforts to restrain capacity expansion, for example in the steel industry over the past decade.

However, China's industrial policy has been unsuccessful in at least two dimensions. First, actual developments have often differed from those programmed by the authorities. In some cases, targeted sectors failed to emerge. For example, in 1982, the State Council set out to promote the Very Large Scale Integration (VLSI) industry. While these efforts were supported with significant funds from the 7th to 10th 5YP periods, the result was disappointing.³⁶ In other cases, the sectors did emerge, but on a slower timetable. For example, the auto industry was identified as a "pillar industry" as early as the 7th 5YP period 1986–1990. Despite being nurtured, the industry made little progress during the 1990s, probably because China had not yet reached a level of income which would support rapid growth of auto ownership. The sector only took off in the last decade after incomes had risen and China had joined the WTO.³⁷ Finally, other industries flourished without being picked as winners, such as the construction machinery cluster in Changsha, Hunan Province.

Second, and most strikingly, despite concerted efforts to increase concentration, and despite much M&A activity, industries subjected to industrial policy have often fragmented further. Under the 10th 5YP, the authorities tried to increase the market share of the top 10 iron and steel producers from 50% in 2000 to 80% in 2005 (OECD, 2006). In fact, this share dropped to 34.6% in 2004 before rising somewhat to 43% in 2009. Similarly, in 1994, the central government published "the development policy for China's auto industry", which aimed to nurture 2–3 large auto companies within the 20th century. In fact, the concentration ratio of the auto industry remained very low and tended to decline over the 1990s (J. Hu, 2008). While the central authorities can strongly influence the expansion of major producers, other firms are also expanding.

One key reason for the ineffectiveness of China's industrial policies is the country's five-layer government. In addition, the incentives faced by local officials exacerbate the fragmentation of strategically important sectors. Large industrial firms are important local employers and taxpayers. As local authorities are entitled to 25% of the VAT levied on products produced in their jurisdiction, they may protect existing firms or compete vigorously to attract new ones. Local officials become especially anxious about cross-provincial mergers which could cut local jobs or transfer the tax base to another jurisdiction. In some cases, these may be the same firms that central authorities are seeking to close, e.g. due to inefficient technology or high levels of pollution. Informational asymmetries and pressure from local interests can exacerbate such tensions.

Finally, industrial policies affect enterprise performance via three other channels:

³³ For example, State Information Center (2007), NDRC (Ou and Liu, 2007), and Yuan (2010).

³⁴ For example, Shi and Wang (2011), Jiang (2010), and Yang (2004).

³⁵ At that time, the central government issued a policy aimed at eliminating outdated plants and reducing some capacity in that industry. Measures included mandatory closure of outdated plants, subsidies for restructuring and equipment replacement, and preferential placement for fired workers. After 3 years of implementing this policy, China's textile industry was substantially upgraded.

³⁶ Similar cases can be found at the provincial and local level. For example, some local governments regarded the software industry as a local pillar industry and implemented preferential policies more than 10 years ago. However, the software industry remains weak in many of these localities.

³⁷ Some automotive firms favored by industrial policy, such as Tianjin Xiali, Guangzhou Peugeot, and Beijing Jeep have in fact declined, while nationally less favored firms such as Geely, BYD and Chery have grown.

1. By discriminating between firms of different size and ownership, they distort resource allocation. The “scale focus” of industrial policy works to favor larger firms. Given the greater role of SOEs at the “commanding heights” of industry, this implies a bias in their favor. The resulting over-abundant resource flows to (often less efficient) larger SOEs helped keep these firms alive while holding back SMEs. Furthermore, the scale orientation of policy can encourage Chinese firms to expand simply as a means of gaining policy support.
2. The frequent use of direct administrative intervention raises the level of uncertainty faced by non-favored firms, worsening their investment climate. Industries with long-term perspectives require a predictable environment for innovation, upgrading and growth. Firms that fear the unexpected imposition of direct regulation, forced or “encouraged” merger or even closure, will be more reluctant to invest.
3. The tensions created by competing policies of agencies across and within various levels of government further complicates doing business. Each actor can have very different objectives, even within a given level of government. The roles and responsibilities of each player are not clearly delimited, with overlap leading to confusion. The result is policies pulling firms in many different directions, with unclear net impact.

Compared with industrial policies, China’s “industrial administrations” are more heavily criticized. In particular, the use of discretionary powers and the regulatory approval system can lead to rent-seeking and corruption, and worsen the business environment. Industrial interventions provide a basis for the close direct links between government and business. They have also been: (i) broad (affecting an unusually large share of the economy); (ii) often direct and intrusive; and (iii) applied by many players using many instruments (Jiang and Li, 2010; Shi and Wang, 2011).

D. Enterprise Sector Reforms to Achieve China’s 2030 Vision

To generate the productivity gains and enhanced innovation which can underpin further rapid growth, and thus get China on a critical path for achieving its vision by 2030, China needs to:

1. Improve *technical* and *allocative* efficiency by restructuring the state sector and further enhancing competition between state-owned and private firms, especially by scaling back the state sector and tackling “administrative monopolies”.
2. Improve *allocative* efficiency by further leveling the playing field, especially between small and large firms, and implicitly between state and non-state firms.
3. Meet new challenges and improve the business environment by moving to more limited, consistent, predictable and market friendly industrial interventions.

All three spheres of policy relate primarily to larger enterprises. While the agenda for enterprise sector and business environment reforms in China is much broader, the “commanding heights” of the economy offer the greatest potential for further efficiency gains, reduced imbalances and for limiting direct links between government and business.

1. Restructuring the state sector and enhancing competition between SOEs and non-SOEs

To begin tackling “administrative monopolies”, the authorities could review the lists which give SOEs a privileged role in “strategic” and “basic and pillar” industries. In China, these lists are very broad. They include sectors which are rather open in most HICs, and where the rationale for state ownership is not obvious, especially as the state could achieve its objectives through regulation and law enforcement. If this review does identify sectors or sub-sectors for removal from such lists, the authorities could next identify and cancel the explicit or implicit

barriers which unreasonably limit competition in such sectors. A clear signal could be sent that the evolution of such sectors will now indeed be on a level playing field. Such steps can be taken unilaterally without changes in the Anti-Monopoly Law. Where the rationale for state ownership is deemed strong, the focus could shift to strengthening the governance (boards and management) of such firms, and to their effective regulation (see below).

Such a review would be facilitated by a clear state ownership policy which addresses both short- and long-term issues in the state sector. Given the explicit or implicit (from force of habit) role of ownership in China's current industrial policy, this policy could include an elaboration of the envisaged role for SOEs in the economy. Such a statement could serve as a benchmark against which more specific policies would be measured.³⁸ In 1999, a CPC plenum tried to define the function of state ownership, listing four areas to be controlled by state firms: state safety, natural monopolies, public goods sectors, and important enterprises in pillar and high-tech sectors. However, this was not a clear state ownership policy, nor has it been well implemented. In 2006, SASAC declared that the state should have "absolute control" in seven sectors and "somewhat strong influence" in nine others. Going forward, the re-definition of China's state ownership policy should emphasize that state ownership should primarily focus on provision of public goods in non-contestable markets.

China could also make efforts to further downsize its state sector by a new round of SOEs restructuring. In the late-1990s, some Chinese economists called for a "strategic restructuring of the state sector" (Wu, *et. al.*, 1998). The 15th Congress of the CPC decided to carry out this strategy. However, its implementation seems to have been frozen in recent years after notable progress during 1998–2003. According to recent research (Zhang, 2010), state ownership is present in almost all competitive sectors. Even in wholesale trade, retailing and restaurants, 20296 SOEs still account for 17.8% of all SOEs. The downsizing of the state sector in the late-1990s and early 2000s was in reaction to serious financial distress. While ultimately successful, it came at a high cost of about 2 trillion RMB. To limit such costs going forward, further front-loaded SOE restructuring would ideally be more proactive rather than in response to crisis, and driven by the objectives of changing to the growth model to move to high income status. Without further downsizing of the state sector, it will be hard to create a fair competition environment for private firms and to limit the direct ties between government and business.

As the government ownership of enterprises is widespread and varied, covering most sectors and ranging from outright ownership to controlling interest to minority shareholder. The challenge for further SOEs restructuring is twofold: how can public resources be best used; and how can China best transition from its current approach to managing its portfolio of state enterprises to one that is best suited for its long-term development objectives.

The response to the first challenge is straightforward. Public resources should be used solely for the provision of public goods and services—the production or consumption of which result in unremunerated positive externalities. These can range from defense at one extreme to infrastructure, social protection, and basic R&D at the other—and the scope could evolve as conditions change. The recent emphasis on public housing for the poor is a good example of how government resources can be used to address a pressing social need. Indeed, the scope of public goods and services is quite broad, and can even include reliable energy supplies and the widespread availability of communications and postal facilities. The share of public resources applied in a particular area will depend on the nature of the public good or service being supplied. In areas considered to be of high national priority, like defense, government resources would be expected to provide the full or dominant share of finance. But in most areas, a smaller share is usually sufficient to achieve the government's objectives. Most importantly, in many

³⁸The government can use state ownership as a policy tool to launch its industrial strategy, especially as SOEs can become excellent platforms for accumulating resources in times of economic prosperity. However, evidence suggests that a persistently large-size state sector can be harmful to efficiency and equitable competition in the long-term.

cases, private sector firms are fully capable of delivering public goods and services, even though the government may provide the bulk of the finance. The private delivery of public goods and services (with public financing) introduces the added dimension of competition and helps lower production and distribution costs.

The response to the second question is less straightforward. First, the government could securitize its implicit equity in state enterprises (in listed state enterprises, the value of the equity is already known) as soon as possible. This would pave the way for state enterprise reform by separating ownership from management and introducing modern corporate governance practices—appointment of senior management, public disclosure of accounts in accordance with international practice, external auditing, and so on. Second, the government could consider establishing one or more state asset management companies (SAMCs) that would represent the government as share holder and would professionally manage and trade these assets in financial markets where feasible. Each SAMC could specialize in certain sectors. They could then, on behalf of government, gradually diversify the portfolio and scale back state ownership over time. The dividends of state enterprises would need to be paid to the SAMCs who, in turn, would transfer them to the budget. Finally, a portion of state assets could be transferred to the national pension fund with the flow of returns being used to help meet future pension obligations.

While the operational details of the proposed SAMCs can be elaborated later, it is important that key principles are established early. It is critical, for example, that SASAC confine itself to policy making and oversight, leaving asset management to the SAMCs. The SAMCs should have clear mandates, be independently and professionally managed, and be subject to publicly announced performance benchmarks (depending on the nature of the enterprises in their portfolio). In addition, they will need to adhere to international standards for transparency, including on operations and results, value creation, profitability, and dividend payments.

In the *medium-term*, the expanded scope for private participation could be complemented by the restructuring of remaining SOEs. Building on China's own past experience with corporatizing and restructuring SOEs, more such large enterprises, especially those parent companies supervised by the central and provincial SASACs, could be restructured to mixed ownership enterprises and listed corporations. Furthermore, governments could reduce their ownership shares in those firms and build up modern governance featuring professional management. One additional benefit of narrowing the scope of the SOE sector would be to strengthen SASACs capacity to supervise its remaining SOEs.

Also in the *medium-term*, China could further spur competition by strengthening the Anti-Monopoly Law (AML) in two ways. First, it could further rein in “administrative monopoly” by making relevant clauses of the law clearer and more restrictive. China's new AML, enacted in 2008, devotes one chapter to administrative monopolies and their impact on competition, broadly declaring them illegal. However, in its current version, the law lacks teeth. The clauses are very simple and focused on the cross-regional trade in goods. Moreover, the current law is not actionable, leaving enforcement as a voluntary matter for “higher authorities”. The relevant provisions are explicitly subordinate to other laws and regulations, almost guaranteeing that they will be overridden. Within government, application and enforcement is spread out across several agencies. Such a cautious approach could well make sense at the beginning. Given the importance of administrative monopolies, a law which made no mention of them would be incomplete. On the other hand, an overly ambitious approach (beyond the initial capacity to enforce) could also erode authority of the law itself. For example, the Antimonopoly Enforcement Agency would have to bring cases against other parts of government at same or higher rank. Clearly, enforcement of these provisions of the law will require both legal amendments and strong political will, including high level support to the enforcement authorities.

Second, the scope for exemptions from the law could also be reviewed. All competition laws grant exemptions or exceptions to particular industries and certain types of economic activities and/or transactions (UNCTAD, 2002). Exemptions may be sectoral in nature (e.g. to a true

“natural monopoly”) or functional, e.g. development of product standards or other practices where a single or few providers makes great sense. Some such exemptions might be necessary for furthering the objectives of competition policy. Other exemptions reflect pressures from special interest groups. In many cases, there is a clear need to revisit such exemptions. The UNCTAD report offers some general recommendations concerning procedures and principles for granting exemptions. After applying such principles, the number, nature and scope of exemptions will tend to be more limited and procedures more accountable and transparent.

2. Further leveling the playing field

Greater competition needs to go hand in hand with fairer competition. This would enhance allocative efficiency by helping direct factors of production towards their most productive uses. To this end, firms of different size or ownership should compete on a more level playing field, not only in a strict legal sense, but also in the terms on which they gain access to inputs.

The most promising *near-term* reforms to address this issue are outside the scope of competition policy, and would focus on directly tackling key distortions. These include: (i) the preferential access to credit by larger firms or SOEs, including due to moral hazard (see financial sector discussion below); (ii) the still low level of SOE dividend payments (which can leave savings within firms to be deployed less effectively than in other possible uses); and (iii) the implicit advantages which SOEs gain by their closeness to decision makers (including through the ministerial status of CEOs of large firms. A review of industrial policies (see below) to remove explicit or implicit biases in favor of firms of particular scale or ownership would also address such concerns.

In the *medium-term*, fairer competition could be promoted by developing and enacting a set of laws which would limit potentially distortive discretionary actions, including in the realm of industrial policy. By defining clear “rules of the game”, such laws would be in the same spirit as the limits which the WTO places on its members’ trade policies, or which the US Constitution places on restricting inter-state commerce. Such rules could contain some of the most egregious attempts by central and sub-national officials to pull in different directions using crude administrative means. One such law is the AML, which has already been discussed. If this strengthened AML still left important gaps, it could be complemented by additional legislation (possibly in the form of a special law) to restrict currently widespread industrial interventions by central or sub-national governments. This law should be actionable, with any governmental departments liable to be charged if they impose interventions restricted by the law.

In the *longer-term*, to safeguard fair competition in a single market, China could consider enshrining limits on the financial support which its governments can directly or indirectly provide to firms. One recent example is large capital injections into major state-owned airlines (Pan, 2010). By allowing some firms to absorb losses that a purely commercial entity would not or could not absorb, such support results in unfair competition. To counter such tendencies, China should provide its governments with clear rules of the game in dealing with inevitable pressures for aid of one form or another (Leipziger, *et. al*, 1997). This could build on experience of the European Union (EU) in implementing rules on “state aid”. While the EU and China have many important differences, they face similar problem of regulating anti-competitive behavior either by member states (in the EU case) or by sub-national authorities (in China’s case). EU experience emphasizes the necessity of a credible institutional framework to monitor industrial subsidy programs and enforce mutually agreed on rules for industrial policy.³⁹

³⁹See Schneider (2010) for a detailed discussion of EU “state aid” rules in the Chinese context.

3. Focusing and modernizing “industrial policies”

China’s industrial policy needs to adapt to changing circumstances. In the context of the catching-up oriented industrialization of the past 30 years, while such policy did not always work as expected, it may have at times played a positive role. However, China’s current system of industrial interventions could become an obstacle to achieving the innovation-driven growth to which the country now aspires. In distilling lessons of East Asian industrial policy, Weiss (2005) notes that for higher income emerging economies, the agenda will be to upgrade export structure and move up the value chain. For these economies, old style industrial policy of “second guessing” the market and creating winners will have less relevance. This will require a business climate which is more favorable to SMEs and new entrants, which encourages fair competition, which is more tolerant of low sectoral concentration and excess capacity, and which relies more on market mechanisms. The type of innovation which China seeks to unleash can initially result in rash new entry, ferocious competition, fragmentation, and excessive investment, developments which need not be unhealthy in industries which have yet to mature.

Reform of industrial policy should start from a clear elaboration of its role and purpose. Which market failures, externalities or other circumstances need to exist for such policies to be applied? As Leipziger *et. al.* (1997) note, governments which follow a “hunch” to support a particularly prestigious industry without clear evidence of a market failure, or those which identify favored sectors based on non-economic criteria, will impose a high fiscal cost and generally fail. Such principles could be published to ensure transparency concerning policy objectives and the monitoring and evaluation of results.

Based on this clear elaboration, policies themselves would be more focused, implemented by fewer actors, simpler, and more market-friendly. As noted above, China’s current industrial interventions can be extensive, inconsistent, unpredictable, and administrative. Greater focus means limiting their application to a few sectors where the case for such policies is strongest. This would avoid spreading scarce technical and entrepreneurial talent too thinly and crowding other established sectors with comparative advantage out of input and factor markets (Westphal, 1990). The involvement of fewer actors (see below) would add coherence to policy. A more limited set of admissible interventions, including the provision of any support through fiscal rather than banking channels, would promote greater transparency and reduce collateral distortions in other markets (Leipziger, *et. al.*, 1997). For example, pursuit of more general objectives, e.g. concerning consolidation of a sector, without prejudice towards specific (incumbent) firms, would avoid discrimination against potentially more innovative new firms. Support should be temporary and subject to strict “sunset clauses”. The selection mechanism should lean towards innovation ability instead of scale and ownership. Finally, policies should try to work with the market, harnessing its power to achieve desired aims, rather than against it. For example, using market forces to spur mergers and acquisitions (e.g. by making more shares tradable) would promote concentration without prejudicing its outcome.

China’s unique size, complexity and high degree of decentralization should also affect the form of its industrial policies. Specific approaches which may have worked well in smaller and more centralized economies such as Japan, Korea and Singapore could be problematic in China. With multiple layers of government possessing significant *de facto* autonomy, the central authorities could formulate policy but find it very hard to monitor or enforce. Within a given level of government, numerous agencies with overlapping mandates can pull in different directions. Local governments seeking to generate new jobs or tax revenues will have clear incentives to protect existing enterprises or attract new ones. This could be done by providing resources such as land at a steep discount, by helping navigate the required permits/approvals, or by hindering or blocking cross-border mergers. Such forces can exacerbate industrial fragmentation, frustrating central government efforts to consolidate.

Changes in tax sharing rules and in performance evaluation of local officials can help better align their incentives with national priorities. To the extent that local industrial policy is

motivated by the desire for more revenues, different sharing rules for key taxes (esp. VAT) might reduce incentives for fragmentation. Similarly, performance evaluation which goes well beyond indicators of local GDP growth could limit excessive desire to attract or preserve industries in need of consolidation. All of this is a matter of degree, as competition among sub-national units has also had positive features, and those features should be preserved. Any deeper realignment of incentives would require more fundamental changes to the relationship between levels of government in China, which we do not consider here.

Finally, as a general issue cutting across the themes discussed above, the assignment of functions related to ownership, policy and regulation across government agencies needs to be rationalized. As a result of individually sound but piecemeal reforms, China now has a range of agencies with multiple and overlapping functions. For example, in addition to its core function of supervising state ownership in SOEs, SASAC also retains certain regulatory and policy-making roles. Similarly, responsibility for enforcing the AML is split between three agencies with other broader responsibilities—SAIC, MOFCOM and NDRC. For example, MOFCOM is charged with encouraging FDI. Some SOEs even retain responsibilities for sector policy while also seeking to earn good return, e.g. tobacco. This compounds already severe fragmentation across levels of government and tensions between various stakeholders. Such fragmentation can lead to a blunted focus, duplication of efforts, conflicts of interest, and weakened responsibility.

Going forward, China could review current functions and responsibilities, reallocating them so that one body would be the lead (if not sole) agency in a given area. For example, SASAC would focus entirely on the narrow mandate of “maintaining and increasing the value of public assets”. As in most OECD countries, a single government body would implement and enforce competition policy. A third agency (e.g. NDRC) could take sole charge of industrial policy. Enterprises would be charged with doing business. Focused bodies will individually be more effective and work more coherently together. There has been some progress in establishing separate sectoral regulatory bodies—this needs to continue.

The performance of China’s enterprise sector can also be improved by other reforms beyond the realm of industrial policy. These include issues on the general business climate, remaining barriers to a deeply integrated single national market, strengthening intellectual property rights, public procurement reform, contract enforcement, bankruptcy regimes, and trade policy, improving access to finance and strengthening corporate governance.

Chapter 5 Financial System Reforms

A. China's Financial System Developments to 2010

The Chinese financial system has served the purpose of savings mobilization and capital allocation to strategic sectors during the catch-up stage of economic development. It was successfully transformed from the socialist fund allocation system to a system that has proved effective for financing a rapid expansion of investment and thereby economic growth during the last three decades. The banking system has mobilized sufficient national savings to meet high investment demand by firms and local governments. Its extensive branch network, perceived stability by depositors in state owned banks, reasonably stable inflation, and high household savings rate, among other things, have contributed to this successful role.

The past decade has also witnessed important progress in reforming and restructuring the financial system. There has been progress in interest rate liberalization. Reforms in the governance of state owned commercial banks (SOBs) were introduced by selling a portion of shares to strategic investors and listing them on domestic and foreign exchanges. Entry restrictions on financial institutions and controls on capital flows were somewhat eased. Important regulatory reforms were undertaken by institutional restructuring and introduction of global standards. Various measures were introduced to boost the development of securities markets.

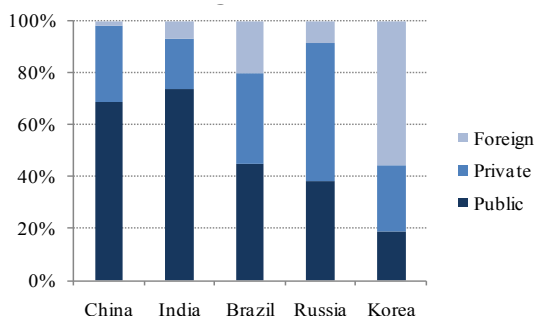
Despite the many reforms introduced so far, the Chinese financial system remains repressed, unbalanced, costly to maintain and potentially unstable.

- **Repressed.** Pervasive controls remain in key areas.⁴⁰ The levels of state ownership in the banking sector (Figure 6) and government intervention in the financial system are much higher than in other countries at a similar stage of economic development that later achieved high income status. Despite changes in the ownership structure of SOBs from the previous system of exclusive state-ownership to the current system of joint-stock ownership, the government continues to dominate in the financial sector. Continued protection and intervention in the businesses decisions of financial institutions make them convenient policy instruments, the use of which prolongs the bureaucratic culture and distorted incentives that have prevented banks from full commercialization and from allocation of financial resources to the most productive uses.
- **Unbalanced.** Despite recent efforts to promote direct financing, bank credit still accounts for close to 90 percent of funds raised by the corporate sector. While it is not uncommon for financial systems to be weighted toward banks at China's stage of development, international comparisons show that China's is especially so (Figure 7 and Annex 4). Recent research indicates that the optimal financial structure becomes more market-oriented as economies develop (Demirguc-Kunt, Feyen and Levine; 2011). This is consistent with theoretical arguments that economic development increases the demand for the services provided by non-bank financial institutions (NBFIs) and the securities markets relative to services provided by banks. The histories of developed countries such as Britain, Germany, Japan, and the US also indicate major complementarities in the functioning and development of banking systems and securities markets (Allen, Capie et. al., 2011). So far, China has not taken full advantage of these complementarities. If the histories of high income countries are a reliable guide, its future development likely hinges on achieving a more balanced financial system. Additional imbalance is found in the capital market in which the share of fixed-income market is overwhelmed by the equities market and the share of corporate bonds market remains small.

⁴⁰ Controls are in the form of directed credit and aggregate credit ceilings; floor for loan rates and cap on deposit rates; and business decisions of financial institutions.

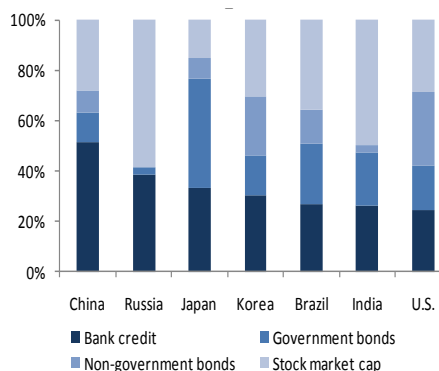
- **Costly to maintain.** The financial system is exposed to accumulated losses yet to be fully absorbed and new losses in the making. Banks have been used as instruments of the government's macroeconomic and sectoral policy goals and have not always been in a position to lend prudently. While this may have facilitated accomplishment of policy goals, it has also exposed banks to a greater risk of deteriorating loan portfolios, increasing the ultimate costs of such public policies. Rounds of capital injections into SOBs and disposal of non-performing loans at the end of the 1990s and prior to public listing of their shares, not to mention the reported losses on lending to local governments incurred since 2008,⁴¹ are indicative of the magnitude of real and potential costs to the government budget.
- **Potentially unstable.** The financial system is fragile and vulnerable to potential instability for several reasons. Systemic risks are embedded in the homogeneous behavior and operations of financial institutions—in part reflecting weak commercial orientation; in the widespread financial services integration and conglomeration that has been going on for years without a strong regulatory framework to monitor, measure, and mitigate risks across the financial services industries; in the rapid growth of shadow banking activities that, while providing useful channels to those underserved segments of the economy, are largely out of the official oversight; and in the large overhang of local government debts as mentioned earlier. A major component of the financial safety net—the deposit insurance scheme—has yet to be created more than 10 years since its initiation. The mechanism for resolution of troubled banks has not been institutionalized and crisis management mechanisms are not well established. Lack of information sharing and coordination among the fiscal, monetary, and financial regulatory authorities, and limited progress in building up a macro-prudential framework against systemic risks, are also causes for concern.

FIGURE 6 Ownership structure of the banking sector, 2005



Source: World Bank Financial Regulation and Supervision database.
 Note: The figure shows the share of banking sector assets held by majority-foreign, -private domestic, and-state owned banks

FIGURE 7 Financial system structure in comparison, 2009



Source: BIS, CSRC, IMF International Financial Statistics, WDI

Overall, financial sector reform and development have been out of step with the real economy. The current financial system, characterized by bank dominance and strong state intervention, has served the purpose of savings mobilization and capital allocation to strategic sectors during the economic take-off, but such benefits are increasingly outweighed by the costs of the accompanying distortions and the resulting buildup of imbalances and risks. China could conceivably sustain high economic growth for a while longer even without fundamental reforms in the financial sector. However, in such a case, distortions in resource allocation would be

⁴¹ According to media reports, the potential losses of banks lending to local government platforms may be in the order of 2 trillion yuan.

intensified, income and wealth distribution worsened, and internal and external imbalance sustained. This would undermine social stability, slow productivity growth, and erode competitiveness. The potential debilitating effect of a future forced financial liberalization, and lack of an integrated approach and concerted actions on the part of the government can only serve to exacerbate the negative consequences. Now is the time for China to rethink its vision and strategy in the financial system, to avoid a situation where delays in financial system reform and development disrupt or impose a drag on the real economy.

B. China's 2030 Vision for the Financial Sector

China needs to build a more liberalized, balanced, efficient, safe and sound financial system that meets the demands of corporate, household and government sectors. China's future financial system should be free of repression and strike a balance between the banking and non-banking financial institutions and markets, especially the capital market, with more diversified institutions and products reflecting the changing nature of China's economy. Financial institutions should be commercialized and rationalized, through installation of effective corporate governance, creating a level playing field, establishing effective oversight, and subjecting to bankruptcy regardless of ownership structures. The financial system should have better outreach to households, consumers, micro, small and medium enterprises (MSMEs), and be able to provide long-term/risk capital to support the upgrading and expansion of incumbent firms and the emergence and growth of new firms in high-tech and emerging industries.

A well functioning financial system is essential in China's drive to become a harmonious and high income society. First, as growth in the supply of labor and capital slows, China will have to rely more on productivity growth which has to be supported by the financial system through improved allocation of capital. Second, the increasing importance of TFP in supporting economic growth requires innovation which cannot be realized without support from the financial system, especially a well developed capital market. Third, a well functioning financial market could provide reliable monitoring and corporate governance, and facilitate timely industrial restructuring via the entry and exit of firms through various paths including M&A. Fourth, the need to rebalance the Chinese economy will require an inclusive financial system that provides widespread access to diverse financial services and products by households and MSEs. Fifth, finance also contributes to preparing old age security, reduction of poverty and inequality by improved opportunities for households to borrow and invest in assets whose value can grow in parallel with the economic advancement of China. Finally, finance can be disruptive to economic development if not managed well, as shown in the recent financial crisis and China's own experience.

C. Key Reforms to Strengthen China's Financial System

Building a more efficient and robust financial system that can well serve China's transition toward a modern, harmonious, creative and high income society will require a systematic approach to reform. In order for the system to embark on a virtuous cycle, it will be critical for the government to gradually reduce its influence in the internal affairs of the financial institutions to focus on roles that belong to the government, including regulation and supervision and infrastructure building, as well as creating and enforcing the right incentives and mechanisms.

1. Full commercialization and rationalization of the financial system

Macroeconomic and financial policies and instruments need to be better aligned to create incentives for a lasting transformation to a more commercially oriented and effective financial system. Mechanisms, structures and institutions must be created that provide financial intermediation without distorting incentives, exacerbating moral hazard and creating contingent

liabilities for the government. To facilitate this process, the government should continue to reorient its roles and responsibilities, moving from direct controls to indirect measures. As an example, important monetary policy decisions are currently made by the State Council. Thus, the central bank does not have the necessary independence to carry out its functions. Monetary policy has been conducted through frequent change of reserve requirement ratios, window guidance and even credit ceilings. To enable banks to better manage their assets and liabilities, the central bank could conduct monetary policy in more market friendly ways, i.e. via open market operations.

It is important to move away from direct or indirect control of financial institutions and to develop alternatives to bank-based funding of government policy goals. The government at all levels has been closely involved in the commercial operations of financial institutions, either through holding of shares or indirect influences, mainly because it is heavily dependent on the use of commercial bank credit for policy goals. Full commercialization of financial institutions will not be possible unless this practice is replaced by other mechanisms, including greater use of direct fiscal expenditures, government credit programs that work through the banking system, rationalization of policy banks, and reforms to intergovernmental fiscal relations. The goal should be to first free the commercial banks from policy-oriented functions to enable them to compete with their peers from home and abroad, by subjecting them to market discipline and effective regulation and supervision. Policy loans and government directed loans could be gradually phased out or transferred to those few policy-based banks with clear mission and mandates and operate under strictly enforced performance monitoring and evaluation.

A commercially oriented governance system should be introduced. While privatization would be the best way to make SFIs more commercially oriented, privatization of the big SFIs would not be easy.⁴² Since the government is likely to remain majority owner of the SOBs, state ownership functions need to be strengthened. To be effective, state ownership agencies need to act in ways similar to private owners. Otherwise, given the multiple objectives of the government, SFIs will not become truly commercialized. China may introduce a governance structure of banks by a thorough stock taking of the existing state ownership functions, agencies and practices, and drawing lessons from international best practice and failures (Box 10).

⁴²It would be hard to find domestic strategic investors. Selling them to foreign strategic investors may not be politically acceptable, and it might be difficult to find willing and able buyers for a variety of reasons. Privatization by placement of government shares to small individual investors would not be a good option either, as the government would continue to be able to control the bank's management and operation.

BOX 10 Improving the effectiveness of the state ownership functions (SOFs) in the financial sector

China has yet to establish consolidated and effective SOFs in the financial sector. While the Government has stated its intention to remain a dominant owner of key SFIs in the long run, there has never been a clear elaboration of why direct ownership is necessary for achieving its objectives. Many organizations are involved, each with responsibility for only a small aspect of ownership. None has either the perspective or authority to take a broad view of the financial sector. Fragmentation leads to both ambiguities over decision making authority as well as mismatches between rights and responsibilities. Moreover, there is insufficient public information on how the state ownership in the financial sector is organized, let alone about the objectives, mandates, division of rights and responsibilities, and performance indicators. In this setting, a meaningful monitoring and evaluation framework is not possible.

Several reforms are needed to further improve the effectiveness of the SOFs. The government needs to spell out the long-term and overarching goals of the financial sector, explain why it needs to own financial institutions, decide on which institutions should continue to be held and which should be let go, and determine what level of ownership should be maintained over what period of time and how it should be done. The rights and responsibilities of State Ownership Agencies (SOAs) need to be clarified in the law. An ownership policy should be developed and published to inform the general public as to why the government intends to own specific institutions and how its rights will be exercised and ownership responsibilities distributed and carried out. Transparency and accountability can be enhanced by implementing a performance monitoring system and developing aggregate reporting on the performance of portfolio SFIs. In the medium to long run, a rational SOF organizational format should be considered. However, mere organizational changes can fail to achieve the intended results if not accompanied by fundamental changes in incentives and institutions.

2. Further liberalizing interest rates

China has reached the stage where it needs to phase out remaining interest rate controls. Much progress has been made in liberalizing interest rates, but the remaining controls have been blamed for many distortions in the financial sector.⁴³ Such controls have played a key role in the overall strategy of catching up through strategic capital allocation to priority sectors, and protection of the banking system. However, as the economy matures, the remaining controls become a drag on growth as artificially cheap capital contributes to overinvestment and delays restructuring. It has also hindered the development of capital markets due to distorted risk pricing. The guaranteed interest spread has prevented the formation of a true risk culture, which is key to commercial banking, capital market development and access to finance. In addition, market determined interest rates will be crucial for an effective movement of monetary policy from direct quantitative control to indirect control.

While the floor for lending rates is easier to remove as it has become unbinding, liberalization of deposit rates is a complex matter, requiring several key prerequisites that cannot be ignored. Too rapid disintermediation or too rapid inflow to short-term financial products could raise the risk of financial crisis. There will also be a need to avoid a significant asymmetry in the pace of liberalization between banks and NBFIs, and between the direct market and indirect market. The moral hazard of financial institutions needs to be properly checked to prevent destabilizing interest rate competition. Effective regulation to prevent excessive competition

⁴³ Financial institutions continue to be subject to a floor of lending rates and a ceiling on deposit rates. The cap on deposit rates has been circumvented to a certain extent by the newly emerging credit-based wealth management products in the banking system, which further exacerbated the situation of shadow banking, with potential negative implications for financial stability.

for deposits by bidding higher rates and making loans to risky borrowers at unduly high rates should be secured prior to liberalization of the relevant bank interest rates.

3. Deepening the capital market

Deepening the capital market is conducive to a re-balancing of the financial structure and to the catch-up strategy of innovation in science and technology in which innovative, vibrant private firms could emerge and thrive. A country's financial structure impacts the types of industries that get financed, with equity finance supporting more innovative industries and debt finance through bond issuance and bank lending being better suited to existing industries. A key advantage of capital markets relative to banks stems from the fact that multiple potential investors evaluate business opportunities, which can help assess the viability of new technologies. Venture capital and private equity industries will have to play a bigger role in financing technologically advanced industries. Institutional investors will also play an increasingly important role in the development of China's capital market. Deepening capital market will also help to increase the access to bank loans by households, MSMEs as large and established firms rely more on direct financing.

A market-based financial system is more dependent on the rule of law and market infrastructure than a bank-based system. An equitable, transparent and efficient capital market is not achievable without a fundamental reorientation of the role of government. The authorities should gradually reduce administrative controls where market mechanisms could do better. As an example, China should move to a disclosure-based system from the current merit-based approval system in IPOs. The government should focus on improving the legal framework, enforcement of laws and regulations, upgrading financial infrastructure, and imposing stringent rules on information disclosure. Artificial segregation of the market should be avoided. The current segmentation of regulation in the fixed-income market among the PBC, CSRC and NDRC raises concerns about regulatory inconsistency. Their respective roles should be clarified to ensure regulatory consistency among different market segments.

Growth of asset management business is essential to facilitate the deepening of the securities market. China's financial system needs to provide a reasonable variety of financial products with different risk/return profiles to meet different risk preferences of investors. Risk-averse individuals can choose bank deposits, while more risk taking investors may purchase corporate bonds, mutual funds and stocks. This would facilitate the flow of funds to risky entrepreneurial ventures with potentially high return and long term corporate investment with a long gestation period. The growth of asset management business could also assist in providing greater financial security for the elderly (i.e., improved vehicles for accumulating retirement savings) and, more broadly, for securing social cohesion and stability. Asset management requires less strong regulation than banks, but it requires transparency, strong investor protection, market determined interest rates and mark-to-market of assets. The government has to provide a solid legal basis to nurture this business. According to other countries' experiences, once the market infrastructure and environment is provided, this business can grow quickly, taking a large part of household and corporate savings.

4. Upgrading financial infrastructure and the legal framework

Financial infrastructure needs to be further upgraded to facilitate the financial market in general and the capital market in particular. Financial infrastructure includes many elements, such as credit information systems, rating services, accounting and auditing, payment and securities settlement systems, exchanges and OTC markets. While many key elements are formally already in place, more needs to be done to ensure their effective functioning. As an example, great strides have been made in the past few years in China's security interest filing system, as demonstrated in the registry system for accounts receivable and lease interest registry. What

remains to be done is in the registration of inventory and equipments which should be centralized and internet-based in order for it to be working. In addition to the enhanced payments and securities settlement system, efforts may include continuing to improve the coverage and quality of the consumer credit information reporting as well as improving the independence, and professional ethics and standards of credit rating agencies.

Adequate and accurate disclosure and transparency supported by credible accounting and auditing practices can go a long way in supporting financial development by minimizing informational frictions. China's legislative and regulatory framework on accounting and auditing has converged to international standards.⁴⁴ However, reviews and anecdotal evidence point to noncompliance in some financial statements of listed companies and variations in the level of compliance with applicable auditing standards. More seriously, fraudulent activities can cause reputational damages and loss of investor confidence that is hard to restore. More efforts are needed to further strengthen the capacity of the regulators, as well as to improve the development of accounting and auditing professions. Strong and strict penalties should be imposed on improper accounting and auditing practices.

5. Strengthening the regulation and supervision framework

The independence and effectiveness of regulatory and supervisory bodies can be enhanced. Achieving this is a challenging task, especially because the government role as both an owner and regulator of major financial institutions creates potential conflicts of interest. Almost without exception, the experiences of other countries in a similar situation bear out the failure of regulatory oversight. The risk of failure becomes greater as financial liberalization progresses and competition in the financial market deepens. China's integration in the international financial system and the internationalization of the RMB will put pressure on China to improve its regulation and supervision. The government needs to seek institutional reforms to secure the political independence of regulatory bodies to enable them to conduct arm's length regulation and supervision, regardless whether it would remain the owner of financial institutions.

Institutional arrangements are needed to better align regulatory resources and structure to deal with increasing integration of the financial services industry. In spite of laws that insist upon segregation among banking, securities and insurance in the financial sector, the degree of financial conglomeration is stunning. The existing regulatory and supervisory structure does not provide the necessary monitoring and surveillance to deal with the spillover of risks among financial institutions and industries, as the coordination mechanism is perfunctory and information sharing is sporadic. The authorities may be forced to decide whether to unify all financial regulators under one roof, or to maintain the current regulatory architecture but strengthen their ability to deal with cross-industry financial risks, probably through improved functional supervision.

A well-defined and functioning macro-prudential framework is critically important for China to prevent and mitigate disruptive idiosyncratic risks, including those that may well emerge from the rapid growth of shadow banking activities. At present, there are some forms of interagency coordination on broad financial sector issues, but a comprehensive macroprudential framework needs to be developed, with clear institutional setup (including mandate, powers, distribution of responsibilities, information sharing arrangements, etc.)the PBC is deeply involved in *micro*-prudential regulation and supervision, as evidenced by the *differentiated* approach to required reserve ratios and capital requirements,⁴⁵ and tight control of the inter-

⁴⁴The new Chinese Accounting Standards have achieved material convergence with the International Financial Reporting Standards (IFRS). The Chinese Standards on Auditing are also largely comparable to the International Standards on Auditing (ISA).

⁴⁵The practice of differentiated reserve requirement and differentiated capital regulation would require bank-specific information that is only available to the banking supervisory authority gathered through its off-site

bank market participation and operations. The financial regulatory authorities are reluctant to retreat from areas pertaining to *macro*-prudence while not focusing fully on *micro*-prudential regulatory and supervisory work. While the concept of macro-prudential regulation is yet to be fully defined in China, its importance for securing financial stability is being emphasized globally.

China could establish a high-level financial committee on the basis of the existing framework, with the main objective of reducing systemic risk and maintaining financial stability. Such a Committee, if endowed with strategic significance and charged with forming an overall assessment of the financial system, would not only free the State Council from its current heavy burdens, but also enable sector supervisory authorities to concentrate on improving the effectiveness of financial regulation and supervision. It would also remove obstacles between the central bank and various supervisory bodies in coordination and information, and analyze and supervise all institutions, products, instruments, markets and transactions that might bring about systemic risks. The role of this financial committee could also include development and establishment of instruments, standards and indexes for systemic risk monitoring and identification, and development of *macro*-prudential instruments (possibly using *micro*-prudential means as transmission channel).

6. Building a financial safety net, developing crisis management and insolvency schemes

Financial liberalization will lead to a more efficient financial system but also increase the risk of financial instability. Most countries have faced big or small crises in the process of opening their financial systems, often as a result of macroeconomic distortion and volatile changes in relative prices and asset values. While China's huge foreign reserves give it a strong buffer against a possible currency crisis, it cannot neglect the possibility of a domestic financial crisis.

An early warning system would be helpful for effective oversight, early intervention and prevention of financial crisis. To identify threats, the authorities need to continue to deepen their financial stability analysis and develop a full range of early warning indicators. This warning system can be composed of two parts. The first is a set of macroeconomic and sectoral models, possibly encompassing the housing market, foreign exchange market, banking sector, stock market and labor market, among other things. It can specify the range of daily, weekly, and monthly changes in indicators that would dictate the severity of supervisory reaction. The second part is to define the institutions responsible for monitoring and reporting market developments, and making decisions to address specific developments.

China should create an insolvency regime for the financial sector that would allow for an orderly exit of weak or failing financial institutions. In China, "too big to fail" or "too connected to fail" is deeply rooted in the state ownership and control of financial institutions. Even small financial institutions that fail to pay off their debt rarely go bankrupt.⁴⁶ This creates the potential for rampant moral hazard. Signaling in an early stage of liberalization that poorly managed banks and firms could go under would be necessary even if it entails substantial short run cost. Such a regime would include the designation of a resolution authority; the legal power to intervene promptly in a nonviable financial institution; resources to close, recapitalize or sell such an institution; capacity to manage the intervened institution, including its assets; and an effective safety net. A well functioning insolvency regime would help contain moral hazard

surveillance and on-site examination. It would be logical for PBC to focus on core central banking business and macro-prudential functions instead and leave micro-level prudential matters to the banking supervisory authority.

⁴⁶In the past decade or so, only one bank, Hainan Development Bank, was closed. Several dozens of minor financial institutions, mainly credit cooperatives, have been allowed to go under, but their resolution has been lengthy.

and also protect fiscal soundness. The authorities should establish an effective exit mechanism in the legal framework and streamline the court system to deal with troubled banks and firms in a timely fashion. It should allow for an orderly exit of weak or failing financial institutions and a clear definition of the role of the government in providing fiscal support. The roles of PBC and regulatory agencies need to be reviewed. For example, it is important to limit central bank emergency liquidity support to solvent banks facing short-term liquidity problems, and to establish an out-of-court settlement system while streamlining the court system to resolve quickly failed financial institutions.

A formal deposit insurance scheme is needed to deal with potential bank runs on privately-owned depository institutions and to protect the savings of small depositors (Box 11). The tendency to establish a deposit insurance fund instead of a multi-function deposit insurance system requires careful consideration. If such an institution becomes a fund only to pay for bank failures, it will bear the loss from risks incurred by banks with no ability to curtail those risks *ex-ante*. Experiences from other countries show that deposit insurance institutions need to have some means to curtail the moral hazard associated with bank risk taking, sometimes involving a supervisory role, to better align their compensation rights (i.e. premium paid by banks) and obligations (payments to insured depositors) in the event of bank bankruptcy. Otherwise, the advantages of deposit insurance, such as deterrence of reckless risk taking by banks and improving the stability of the banking system by decreasing the probability of bank runs, are lost. Secondly, it is important to provide a legal basis for deposit insurance institutions to carry out their duties. The proposed “Regulations on Deposit Insurance” tries to solve problems through administrative regulations rather than legislation.

BOX 11 Establishment of a deposit insurance scheme

A set of principles has emerged from cross-country evidence on the creation of an effective multi-function deposit insurance system. First, and most importantly, coverage should be limited so that large depositors, subordinated debt holders, and correspondent banks are convinced that their funds are truly at risk. This creates strong incentives for a relatively sophisticated set of depositors to monitor the activities of banks, while at the same time providing assurances of safety for depositors of smaller amounts of savings who generally lack the ability to effectively monitor banks. Second, membership in the deposit insurance scheme should be compulsory, so that stronger institutions cannot select out of the pool when new funds are needed to cover losses by other banks. Third, joint public-private management of deposit insurance schemes has proved more effective than either solely private or public management.⁴⁷ However, in Asia, deposit insurance schemes have tended to be both publicly managed and have non-compulsory membership. Fourth, it must be made clear that funds to cover bank losses will come principally from the pool of surviving banks, and that taxpayers will be tapped only in truly catastrophic circumstances. Fifth, deposit insurance premiums should be actuarially fair for the risks taken by banks, though in practice they tend to be lower in many countries (Laeven, 2008). Sixth and finally, deposit insurers must play an active role in decisions about when and how to resolve a troubled bank, to minimize the cost of resolution and protect the remainder of the deposit insurance fund. Evidence shows that banks are less likely to become insolvent when the deposit insurer is responsible for intervening failed banks and has the power to revoke a bank's membership in the deposit insurance scheme (Beck and Laeven, 2008).

An effective crisis management framework should be put in place. China has come out of the financial crises of Asia in 1997 and the recent financial crisis of 2008 largely unscathed. But that should provide no reason for complacency, as the Chinese financial institutions have been untested and are not immune to external and internal shocks. A framework for crisis

⁴⁷However, there are very few cases of solely private management, so the evidence here is based mostly on a comparison between joint public-private management and solely public management.

preparedness should be put in place by consolidating the various existing standalone arrangements and blocks, including financial projection modeling and contingency planning and involving all the relevant agencies. Strategic design and capacity building are both key to the successful function of such a framework.

7. Recasting the rights and responsibilities of government

Most existing problems and potential risks in China's financial system could be traced back to the functions of government. An important distinguishing feature of China's financial system is the extensive involvement of the government in financial market activities. As mentioned earlier, the government acts as owner and regulator of financial institutions and influences resource allocation through direct and indirect controls. The government is also widely perceived as an implicit guarantor of financial institutions. Despite the perceived advantages of government involvement and domination in the financial system, the negative impact on the financial sector has become increasingly felt: the conflicting roles of government in ownership and regulatory functions have made it impossible for regulation and supervision to be truly effective; continued patronage of financial institutions, including through appointment of senior executives, has prolonged the bureaucratic culture among banks; and the perception of implicit guarantor of failed financial institutions has exacerbated moral hazard, just to mention a few examples. To establish an effective financial system and ensure financial stability, China needs to reorient the rights and responsibilities of government in the financial sector.

First, the government should put more emphasis on creating an environment conducive to finance. The government could invest in financial infrastructure, allow the SFIs to price their services and products without interference, promote entry and impose discipline on failures. A combination of conducive financial policies, enabling financial infrastructure, a reasonable degree of competition, and the threat of bankruptcy will go a long way towards bringing down transactions costs and providing the right incentives for SFIs to step up efforts to provide convenient, rapid and reliable financial services.

Second, the conflict of interest caused by the multiple roles of government as owner, supervisor and promoter should be resolved. Such conflict of interest makes it difficult for the supervisory authorities to carry out their roles in a neutral and just manner, and thus to take decisive actions in case of serious offence. Besides, the regulatory authorities in China are deeply involved in the governance and operations of financial institutions through the power to appoint and remove top-level managers.

Third, the rights and responsibilities of local governments need to be aligned. Although local governments bear the responsibility for the financial failure of local financial institutions, they do not have relevant supervisory mandates and capabilities. Consistent with the overall trend toward decentralization, the central government increasingly granted authority to local governments, especially since the late 1990s. There are more than a dozen types of (quasi) financial institutions under the administration of local governments. However, supervisory functions for these institutions are scattered across different departments. Lacking the means and capacity to ensure the safety and soundness of local financial institutions, provincial governments can resort to heavy intervention in their governance and operations, either through the provincial RCCU or through the Financial Affairs Office, or *Jinrongban*. In actuality, the provincial governments have assumed an ownership role in local financial institutions, at the expense of pursuing their regulatory functions.

In this regard, there is a need to establish an effective provincial-level financial supervisory framework. Local governments should focus on exercising their supervisory responsibilities, maintaining effective coordination with central government supervisory authorities and gradually establishing regional supervisory capabilities, including establishing a supervisory framework, training a professional supervision team, and strengthening the effectiveness of on-site examination and off-site surveillance. Better provincial-level financial supervision will

not only alleviate the supervision burden of the central regulator, it will also fill the vacuum and ultimately reduce regional financial risks. In order to establish such an effective regional financial supervisory framework, local governments should gradually separate the responsibilities of ownership and supervision.

Fourth, the government needs to define and effectively provide non-commercial financial services. A clear line between policy and commercial activities would determine what services and products shall be provided by the government or by financial institutions owned by the government. In cases where policy-related finance is justified, there should be clearly set principles and policies, supported by performance monitoring and evaluation. An exit strategy is also needed to avoid prolonged use of public resources and potential distortion of credit markets. All this will allow commercial financial institutions to focus on their commercial business, improving the effectiveness of capital usage and avoiding both financial and fiscal loss. A good understanding of the commercially sustainable frontier is essential for further reform in the policy banks and the promotion of inclusive finance to rural households and micro and small enterprises.

D. Obstacles and Triggers

Obstacles to reform

The main obstacles to reform or difficulties faced in the process of financial liberalization are those commonly found in a financial system which has been dominated by SOBs and/or strongly intervened by the government for a sustained period. The concerns over these obstacles tend to delay the reforms while there would be need to meet the changing internal and external economic environment.

- **Moral hazard of SOBs and SOEs.** In a situation where major banks and firms are owned by the state, moral hazard can be pervasive. Without hard budget constraints, firms would continue to engage in reckless investment and borrowing which would lead to continued high demand for credit despite increased interest rates. Banks which put higher priority on gaining market share than on profit and prudential management would drive interest rate competition. Weak banks would have especially big incentives to offer higher deposit rates to mobilize funds and lend or invest them in high risk borrowers or projects. This can lead to widespread distress borrowing and financial instability. If the strong incentives for moral hazard are not properly checked, interest liberalization, and financial liberalization more generally, may invite a high risk of financial instability.
- **Financial weakness of some SOEs.** Currently, SOEs pay much lower average interest rates for their debt than other borrowers such as private firms and cooperatives. The weighted average return on assets (ROA) of SOEs is also significantly lower than that of other firms (see previous chapter). On the other hand, the average debt/equity ratio of SOEs is substantially higher, exceeding 230%.⁴⁸ If the financial system is liberalized, many highly leveraged SOEs would face difficulties in financing their investment or debt at low cost, deteriorating their financial situation and possibly leading to insolvency.
- **Political and bureaucratic resistance.** Financial repression has created economic rent which has been distributed to the favored borrowers and nurtured vested interests. Banks have enjoyed a comfortable business environment provided by high entry barriers, interest rate control, and excess demand for credit which allows credit rationing. Officials' power to control banks and their credit allocation is one source of their power over the economy and

⁴⁸Data Source is from (Liu and Zhou, 2009). http://www.wcu-snuecon.co.kr/upload/catalogue_file/b828a8d86c926d2d14372f04dc2742f7.pdf

society. All these would work to mobilize resistance to financial reform and build a tendency of system inertia or regressing back to the old system.

Triggers for change

Internal and external forces that build up as their economies grow and expand eventually lead to financial liberalization and opening. This is illustrated by evidence from other countries such as South Korea and Japan (Annex 4). Such pressures will also mount for the Chinese authorities will also face mounting such pressures from both domestic and external sources in the course of transition from middle income to high income status. The following forces could intensify pressures for change in domestic financial system and drive the initiation of financial sector reform irrespective of the government's intentions over the next one or two decades:

- **Integration in the global market.** The Chinese financial system will have to become more integrated into the international financial system. China's rapid past economic growth owes, among other things, to the opening and integration of the Chinese economy into the global economy. This integration has so far been led by the trade and real sectors, and to a limited extent by the financial sector. In transition to a high income society, greater integration of the Chinese financial sector into the global capital market will be inevitable, as the business of Chinese firms would become increasingly globalized, and a growing number of foreign financial institutions penetrates the Chinese financial system.
- **Possible increase of NPLs and deterioration of banks' balance sheets.** If the current lending practices and governance structures of SOBs continue, they are likely to again accumulate large NPLs at some point in the future if the economic growth rate slows and the performance of SOEs deteriorates. The periodic increase in NPLs and repeated requirement to clean up bank balance sheets using taxpayer money could increase public discontent with the government's heavy regulation and control over the banking system.
- **Demand by the general public.** As income levels rise, and as households accumulate greater financial savings, Chinese citizens will demand a wider variety of financial savings options and asset investments. The demand for more equal and open access to economic opportunities will also increase. Likewise, as China's industrial structure and firms become more sophisticated and diverse, there will be a growing need for decentralized monitoring and governance of firms by market players. International experience indicates that financial services provided through securities markets become increasingly important for firms as economies mature, particularly with respect to high-technology industries.
- **Pressure from the real economy.** As noted above, to keep GDP growth at relatively high levels, China will have to rely more on the total factor productivity (TFP) growth through supporting innovations and efficiency improvements. More efficient capital allocation through the financial system will become increasingly crucial in sustaining growth.
- **External pressure from the global economy.** The implication of China's ascendance toward an advanced high-income economy for the global economy would be different from that of the ascendance of any other country in the past. Asian countries that took off earlier, including even Japan, could take the global economy and international economic system as an exogenous variable in the course of pursuing their development strategy. In contrast, the global economy and global economic system will no longer be an exogenous factor, but rather endogenous to the development of the Chinese economy. In other words, the interplay between China and the world will be a key factor affecting the nature and pace of the ascendance to WHC. This increase suggests that there could be tremendous potential for conflict and tension between China and the world economy in this process. China would play a major role in writing the rules of international trade and finance. It would be hard to imagine that such a country would maintain strong foreign exchange and capital controls with frequent interventions in the exchange market.

E. Sequencing of Reforms

Keeping adequate pace and sequencing would be very important for the successful progress of financial liberalization and opening. China's financial sector has served for the rapid economic growth reasonably well over the last three decades, and in the process, it has been reformed and restructured. However, in view of the current and expected future economic circumstances, it should be further reformed and restructured. China may not need to pursue the same structure (including the ownership structure) and practices of financial market as we see in most advanced economies these days. It is also true that the liberalization and opening process would not be easy and could face many challenges including instability or temporary deterioration of economic performance, especially when it is not managed carefully. While managing financial reforms is as much art as science, and country-specific circumstances figure heavily, certain broad principles can be put forth, drawing on the experience of other countries.

Reckless deregulations driven by the interests of the regulated should be avoided as has been seen through the experience of financial crisis of many other countries, including the US and Europe. Liberalization should be complemented by strengthening regulation and supervision. On the other hand, too much regulation would choke innovations and improvement in efficiency. Striking the right balance is not easy but is an essential consideration.

- **Financial reform is the result of a political economic progress which can limit what is feasible in the near-term and slow progress.** Certain market-based reforms cannot be deepened without accompanying measures. Premature reforms may also be a source of financial instability. The histories of both Japan and Korea indicate that partial deregulation of the financial system led to regulatory arbitrage that ultimately proved destabilizing. It will therefore be important to introduce deregulation across various sectors in the financial system in ways that do not lead to major regulatory arbitrage. Liberalization should be parallel between banks and NBFIs, so that a severe disintermediation or rapid expansion in some sectors does not take place, and become a cause for financial crisis later.
- **The pace of domestic liberalization must be expedited when external opening of the financial system is envisaged.** While mounting external pressures eventually forced financial market opening in Japan and Korea, it also led to a significant shift of domestic financing toward offshore transactions or severe financial instabilities or when there had not been concomitant progress in domestic financial liberalization. In this regard, further interest rate liberalization should be expedited according to the principle suggested above. While China may be more able to resist external pressure, it would still need to accommodate demands by the rest of world to grow and prosper together. By liberalizing the domestic system earlier rather than later, and in a systematic rather piecemeal fashion, China could achieve the benefits of financial development without suffering undue instability.
- **Financial market infrastructure should be strengthened prior to liberalization.** In order for the system to embark on a virtuous cycle, it will be critical for the government to strengthen such infrastructure as quickly as possible and gradually reduce its influence in the internal affairs of the financial institutions to focus on the roles that belong to the government, including regulation and supervision, securing credible accounting and audit practices, transparency in transactions, as well as creating and enforcing the right incentives and mechanisms.
- **Financial reform can progress successfully only when accompanied by institutional and organizational reforms.** Liberalizing market rules without changing old institutions can deepen distortions. Unless the government's organization changes, its *modus operandi* of intervention/involvement in the financial system may not significantly change. This gives the system strong inertia against real liberalization. Again, the Japanese and Korean experiences could be cases in point. In this respect, in China, the reform of governance and incentive structure for management and staff of SOF, and institutional reforms of the relevant government bodies seems to be one of the high priority agenda.

Chapter 6 Land Policies

A. A Key Factor: Land

Land constitutes a key factor in China's quest for more efficiency-driven economic growth and more balanced and equitable development. Over the past three decades, land along with investment has fuelled China's extraordinary levels of infrastructure development, urban expansion and industrial growth and has contributed to maintaining social stability. Through its important links to the fiscal and monetary spheres, it has critically impacted on macroeconomic stability. The state, especially local governments, has been skillful in using land, a key economic resource, to carry out its industrialization and urbanization strategies. Following the commercialization of finance, land has also become an important means to strengthen the links between government and business. Although China seemingly has some of the most rigid regulations for land use, land is often used by local governments to motivate investments, but often in a discretionary and distortionary fashion and to the detriment of rural land rights holders.

In the future, a sound land policy and legal framework and enforcement mechanisms will be prerequisites for continued development and structural changes. More efficient land use will promote TFP and GDP growth, help maintain employment, and ensure China's domestic food production capacity. Well functioning land markets will allow farms to grow into units that can raise rural incomes and promote efficient and livable cities. China's land policy will remain critical for maintaining social stability. In the context of rapid urbanization and migration, rural land will continue to serve as a social safety net in hard times. And land, in one form or another, will remain an important source of public revenue at local levels.

Over the last three decades, China has made impressive progress in reforming and developing its land-related policy and legal framework. From the introduction of the Household Responsibility System (HRS) in 1978 through to the Property Law of 2007 and the 2008 CPC 'Decision on Important Issues Concerning Rural Reform and Development', a range of policy decisions and legal reforms have significantly addressed the questions of security of tenure and access to land, particularly agricultural land, and property. (See Box 12 for a summary of key milestones in rural land reform). In urban areas, a well functioning market for urban land use rights has been established and advanced since the mid 1980s and robust regulations on land takings and compensation are in place.

However, previous reforms have left in place a number of problematic policies, institutional arrangements, and implementation practices. Additional significant land-policy related challenges have emerged in the course of rural-to-urban migration and urban expansion.

To transit successfully to high income status and to realize a harmonious society, China will need to make some fundamental choices in land policy to overcome the constraints embedded in the current land tenure systems and to address the challenges that have emerged. Further reforms will have to reduce the complexity and contradictions inherent in the current system of collective and state ownership and emerging private property rights to land and ultimately treat the different types of land ownership and the associated private property rights equally within a clear legal, institutional, and policy framework. Such reforms will also have to set China on a path toward a more market-based allocation of land resources across the rural and urban spaces, ultimately in form of a unified land market. In parallel, the institutions to support such a market will have to be developed. Over this period, China will need to reconsider the State's unique monopoly power in the primary land market which gives it the sole right to convert land for urban use and allow for the role of the State to be transformed into that of a market regulator, administrator and service provider, and enforcer of rules. China will also need to ensure the equitable participation and sharing of benefits from land management and transactions among its citizens.

In the most general terms, in realizing its vision for 2030, China will have incorporated and adapted the critical benchmarks from experiences in high income countries to its specific economic, institutional and societal context. It will have in place a policy and legal framework that provides clarity on land ownership and property rights, allocate its land resources through open and integrated land markets that facilitate the accessibility and efficient allocation of land to various economic activities, operate institutions that are efficient, transparent, and accountable and support the functioning of land markets, and apply technologies and skills that support the efficient administration and governance of land resources.

BOX 12 Historical perspective: China's rural land-related policy reform and emergence of the legal framework

China's land policy and legal framework is evolving continuously in response to economic and social changes. Policy directions provide clear evidence of a consistent appreciation of tenure security. There is also a clear trend of embodying policies into laws towards of a comprehensive legal framework for land. The main reform milestones in form of policies and legal reforms over the past three decades included the following:

China's Constitution provides that land in rural and suburban areas, except for that stipulated as state owned, is owned by rural collectives. The Household Responsibility System of 1978 introduced the contracting of collective farmland to individual households for private farming, initially for a 5-year lease period that was later extended to 15 years (1984) and 30 years (1993). By 1983, virtually all arable land had been allocated to rural households. The HRS laid the foundation for strong agricultural and rural growth and for China's extraordinary performance in rural poverty reduction in the following decade (Lin, 1992; Ravallion and Chen, 2004).

The Party's No. 1 Document of 1984 laid down the foundation of China's current rural land rights system. It clarified the separation of collective ownership from individual land use rights and stipulated that collective land be contracted to households for a term of 15 years. It allowed for the voluntary transfer of individual land rights between farmers but did not provide guidance on land readjustments within the collective. The No. 11 Document of 1993 reinforced the HRS. It required that farmers' farmland rights be extended for another term of 30 years upon the expiration of the initial 15-year lease period. It endorsed transfers of farmland rights for value with prior consent from the collective and clarified the Central Government's view that administrative readjustments in response to population changes would violate farmers' rights. The No. 16 Document of 1996 explicitly prohibited large readjustments and restricted small readjustments through the requirement of approval by two-thirds of the villager assembly or villager representatives and by township and county government. The document prohibited all forms of compulsory non-voluntary scale farming implemented through administrative order.

In 1986/88, the Land Administration Law (LAL), adopting the Hong Kong Leasehold System, legalized the granting use rights of state-owned land to private users and the transfer of such rights among them. In 1998, the revised LAL mandated that farmland be contracted to households for a term of 30 years. In the case of urban land, the LAL provided for marketable use rights of up to 70 years and created the legal foundation for an active urban land rights market. The LAL set out detailed procedures governing the taking of farmland by the State but did not include provision for the meaningful participation by farmers, such as prior notification, participation in determining compensation, and appeal during the expropriation process.

The No. 18 Document of 2001 provided further policy direction by prohibiting the compulsory taking-back of land rights by collectives and the re-contracting to non-villagers for value. In 2002, these policies were embodied into law by enacting the Rural Land Contracting Law (RLCL). It clarifies the relationship between collective land-ownership and farmers' land-use rights, the contents of land-use rights and governs the transfer of individual farmland rights. It provides that rural land contracting and operation rights held by farmer households "may be transferred (to other village households), leased (to non-village households), exchanged, assigned, or transacted by other means in accordance with law and provided legal remedies for any violations. The Property Law of 2007, the first comprehensive civil property code in modern Chinese history, articulates that all types of property in China—state, collective, and private—are

entitled to the same level of legal protection. Furthermore, it characterizes farmers' rural land-use rights as property rights as opposed to the contractual rights defined by previous laws, and provides greater protection for small farmers' land right. It also reaffirms the provisions of the RLCL. Regardless of the type of land transaction, use rights transfers must adhere to the principles of voluntariness and free negotiation between transferor and transferee, compensation, freedom from compulsion, content and formal procedure, specification of contract terms, and a transferee requirement of possessing agricultural operational capacity. In 2008, the CPC's 'Decision on Important Issues Concerning Rural Reform and Development', introduced a landmark change to rural tenure in form of extending the 30-year term of farmers' use rights for an indefinite period.

Land policy reform has been significant, but ensuring secure, marketable, and long-term land rights for all farmers remains challenging. A revision of the LAL is underway (as of 2011) and expected to further strengthen tenure security, clarify the scope of state expropriations for public interest, determine compensation approaches for land takings, and extend the protection of farmers' rights to all types of land, including residential and collective construction land.

This report outlines three land policy themes or issues that will be particularly critical for achieving high income status and social stability along with relevant reform needs and options: (i) tenure security in rural areas and governance; (ii) land policy and rural-urban integration; and (iii) land policy and municipal finance.

B. Tenure Security in Rural Areas and Governance

On its path to high-income status, China needs to improve overall tenure security in rural areas to create the right incentives for long-term investments and continued growth in agriculture and for rural to urban migration through: effective implementation of its policies of indefinite land use rights to farmland and strengthening the rights to other types of rural land; expanding land registration and strengthening rural land markets; and reforming and modernizing the governance structure of the rural collective.

Despite a relatively clear legal and policy framework on rural land tenure, rural households continue to have weak rights over land and often face expropriation risks. The resulting insecurity creates strong disincentives for longer-term investments in agriculture and reduces land consolidation and rental activities. For example, one survey finds that farmers that have at least one land document are 76% more likely to have made mid- to long-term investment than those who had not been issued a document (Landesa, 2010). Farmers with strictly law-compliant documents invested even more. Problematic aspects are found in persistent limitations in the tenure rights themselves, specifically with regard to the renewability and duration of existing farmland use rights and contracts that have not yet been embedded in the law. Equally important, the definition, protection, and the treatment of rights over rural residential and other collective land remain incomplete and problematic.

In addition, there remain serious difficulties in the implementation of policies and laws, in improving governance and accountability at the local level, in the documentation of land rights, and in citizens' low awareness of existing rights. Taken together, these create the potential for abuse of power and corruption. Disputes over rural land have become more frequent, for example, in cases where returning migrants want to resume farming and are claiming back their leased out land. About one quarter of villages across China is estimated to have been subjected to land consolidation and leasing arrangements to commercial enterprises; a recent and not yet well understood phenomenon.

This complex set of problems needs to be addressed in a carefully sequenced and integrated reform approach that strengthens tenure security in rural areas, likely involving the following elements:

Securing indefinite land use rights. Use rights to cultivated land need to be secured by expanding the renewability and duration of existing 30-year land use contracts and certificates. The CPC 2008 Policy Decision, with its stipulation of indefinite land use rights to agricultural land, was a landmark document in this regard. *Near-term* reform is expected to anchor the provision of indefinite household rights to farmland, as articulated in the policy, in the relevant laws. The reform towards indefinite land use rights will need to clarify who will be eligible for such rights, for example through determining farmers' land-rights-related membership in a collective.

In the *near- to medium-term*, supplemental reforms will have to tackle the currently poor quality of collective land ownership and individual use rights documentation. These could promote the introduction and implementation of a land certificate and contract system that not only specifies the property itself but includes core legal provisions and rights and responsibilities as well as sanctions in case of violations. Land contract and certificate documentation needs to be harmonized across the rural and urban spheres, for example, by following the standard format of China's existing urban land use rights certificate.

BOX 13 Legal and policy framework : international perspective

High income economies are typically characterized by widespread ownership of and access to land and property. Land is one of the most critical production inputs and accounts for a large share of national wealth in any given economy. Given the importance of land and property, high income economies have generally moved towards ensuring clarity of definition of rights and security of tenure of land and property. This has maximized its utility and potential contribution to economic growth, while minimizing negative impacts of state interference and lengthy, unproductive disputes. Thus, for example, while the ultimate level of ownership might lie with the state, it has long been established that the state retains in effect only minimal rights.

Constitutional and legal frameworks define basic ownership and how this may be given effect with regard to alienation, inheritance, divorce, mortgaging, etc. Registration and cadastral administrations define these rights and parcels from a recording perspective, covering an increasingly wide range of tenures and rights. Legal frameworks also define the bases for defining values (for example, in the contexts of compensation for compulsory acquisition/expropriation, taxation and accounting) and for defining processes for change of use (through planning, zoning and land use regulations). As a result, associated rights and responsibilities are generally considered secure and well defined, which facilitates economic activity. While uncertainties in tenure and transactions can never be entirely eliminated, these are somewhat predictable and can be offset by risk management strategies, including insurances of various kinds.

High income economies, reflecting in part the power of the vote and in part that of social groups and consumers, typically have well-developed legislated social policies and codes. Legislative provisions define basic landlord and tenant arrangements in both housing and commercial sectors. Similarly, legislated and regulated environmental policies defining restrictions and responsibilities have significant impacts on how land and property may be used and on its value. Increasingly, social and environmental safeguards are conforming to international standards and codes of practice, facilitated by international fora, conventions, and agreements.

Improving land registration. China and most other developing countries lack a reliable complete national inventory of land parcels. While the full establishment of a national land inventory may not be feasible in the short- or medium-term, effective implementation of land rights will require some degree of clarity about the location and extent of the land to which the rights apply. More reliable, precise and accessible records concerning the location of individual land parcels and who has what rights to a given parcel will help strengthen the trust and sense of security of contract owners, help reduce land disputes, and facilitate the more efficient implementation of land related laws.

The Government has recognized the role of land registration in promoting tenure security, rural growth, and rural-urban migration and has already piloted various land information management systems and methodologies. *Already in the near-term*, the registration of farmland needs to be scaled-up to realize its broader benefits. Significant start-up investments will be required to pursue the systematic and free initial registration of farmland. Ultimately, as international experiences show, land registration can be self-financing through fees for secondary transactions. Lessons from other countries indicate that administration of the land registry under a single agency could be one favorable option, as this arrangement avoids overlapping jurisdictions and parallel systems and approaches. Over time, land registration and the issuance of standardized rights certificates will gradually have to be extended to all types of rural land.

Developing Rural Land Markets. The transition to transparent and efficient markets for farmland use rights will be important to promote productivity and GDP growth and in addressing China's rural-urban income gap. Gains in productivity of land use via land rental in a growing economy, such as China, can amount to 60 percent (Jin and Deininger, 2009).

BOX 14 Land markets: international perspective

One key pillar of economic development in high income countries is the existence of efficiently functioning land markets. All economic activity requires access to land. Land markets facilitate accessibility, which allows land to be used in the most economic way, thus to increased economic activity and greater prosperity. Prerequisites for an efficient land market include clear land policies, an appropriate legal framework, secure land rights, capable institutional and professional services, transparency and availability of information, and easy access for all.

Land transactions are often complicated, due to the complexity of the property rights being transferred, the amount of money involved and the regulatory framework within which they take place. In the US and the UK, sales by private treaty (i.e. for a price agreed directly between seller and buyer) are by far the most common form. There is no single land market. In addition to the different use sectors, separate markets reflect the diversity of tradable property rights, including freehold (or "full" ownership), strata title, fractional title, timeshare, leasehold, and other property-related rights such as quotas, carbon rights, and transferable development rights.

Efficient land markets depend upon accessibility of information by buyers, sellers, professional advisers and other intermediaries. In developed countries, public sector land administration systems register transfers of ownership and transfer prices and make them available for public inspection. In addition, data on transactions is usually published through national statistics offices. With the recent growth in e-governance, the trend is towards improved web-based access and electronic public services in analysing and disseminating data on property transactions.

The functioning of markets for farmland serves as important benchmark of tenure security. During the 1980s and mid-1990s, less than 5 percent of cultivated farmland was being planted under rental tenancy (Li, 1999; Brandt *et al.*, 2002). Since the mid-1990s, rental markets for cultivated land have developed in a more vibrant way. Despite little systematic official information, recent surveys provide some evidence of the expansion of the rural land rental market. The share of cultivated land that is being rented out was only 7 percent in 2000, but increased to 19 percent in 2008. More land is being rented out in coastal and in southern China than in inland areas or in northern China (CCAP, 2008). A DRC survey in 2007 covering almost 3,000 villages found that 21 percent of cultivated farmland has entered the rental market. In Anhui and Shandong land turnover ratios were 12.4 percent and 6.1 percent, respectively (World Bank, 2010b). Most of the present transfer activities are informal transactions and in the absence of enforceable contracts have led to inefficient and narrow market segmentations where sanctions can be enforced informally.

The transition to efficient markets for farmland rights over the coming decade will be complex and difficult. The development of appropriate market institutions will need to proceed

in parallel with complementary reforms, including household registration reform, promotion of labor mobility and expansion and access to social security systems. In due course, tenure security to other types of collective land and their marketability will have to be strengthened in similar ways. In the *longer-term*, rural land use rights holders need to be given access to the urban land market and become full participants in the sharing of benefits whenever rural land is being converted to non-agricultural purposes.

BOX 15 Institutions: international perspective

To work efficiently, land markets must be supported by a wide range of institutions. In high income economies, institutional development has progressed alongside economic development as a means of dealing with the complexities of land administration, management and markets. The list of institutional stakeholders involved in well-developed land markets is immense, ranging from policy makers to brokers, mortgage lenders to lawyers, and valuers to registrars.

Government institutions provide the policies, laws and regulations governing all aspects of land use. Their interaction is often complex, with functions divided between ministerial departments and different levels of government. These functions include land use planning and enforcement, the implementation of property taxation, management of state-owned land and land registration. Recent years have seen a trend towards commercialization, with government institutions operating as ‘agencies’, outsourcing service provision to the private sector, and entering public-private partnerships. These innovations have been driven by the demand to cut costs, improve accountability, increase accessibility, and enhance capacity. Examples in the UK include the Valuation Office Agency which is responsible for valuing properties for taxation purposes and the extensive use of private sector firms by the Ordnance Survey, the national mapping agency.

Enforcement of laws and regulations is primarily a state function. Each country has its own unique and hierarchical court system. In many developed countries, these institutions are supplemented by special courts and tribunals which deal with specific areas such as land acquisition, taxation, accounting, etc. For example, in England and Wales, the Lands Tribunal determines disputes as to compensation payable to owners and occupiers of land affected by expropriation, while independent Valuation Tribunals, have jurisdiction over annual property tax appeals by taxpayers. In addition, many countries have developed non-court dispute resolution systems. These are usually administered by recognized independent professional bodies, such as the Royal Institution of Chartered Surveyors (RICS) in the UK.

Competent, reliable and accessible professional services provide an essential link between buyers and sellers and government institutions active in land markets. In addition to bankers and financial service providers, these include, lawyers and conveyancers, brokers or estate agents, valuers, land surveyors and structural surveyors, accountants, and others.

Reforming the institution of the collective. The relatively low degree of land tenure security is part of a larger grass-roots governance deficit. The unresolved opportunities for abuse of power and rent seeking of village cadres at the expense of the members of the collective, for example in practices of land readjustment or commercial development, and the relative absence of transparent and accountable governance structures at the rural collective level, point to larger problems in the relationship between the collective entity and individual land use rights holders. Although recent surveys point to a reduction in the frequency of such reallocations, on average every village surveyed experienced at least one partial reallocation during the period 1998–2008 (Wang *et al.*, 2010).

A key policy challenge in rural areas of China for coming two decades is how to modernize the institution of the rural collective to remain relevant and consistent with the evolving shifts in law and policy, specifically the transition from the original land use rights contracted for a specified term under collective administration towards indefinite, inheritable, and transferable individual property rights to land. Reform will need to clearly define the nature of collective

ownership and unambiguously identify the members of the collective, and clarify the relationship between collective ownership of land and individual rights to land in view of the Government's push of a transition towards stronger and indefinite individual property rights. Such reform will require not only the strengthening of governance at the collective level but involve a fundamental redefinition of the remaining functions and roles of the collective entity as its responsibility for land management may no longer be relevant.

C. Land Policy and Rural-Urban Integration

On its path to high-income status, China needs to introduce fair and transparent rural land acquisition policies and practices, curtailing the role of the State in land requisition, and ensure more socially compatible rural-urban integration through allowing collectives and land use rights holders to share the benefits from urbanization.

The Government promotes urbanization and rural-urban integration as part of China's overall development strategy. But China's land tenure system remains urban-development biased at a time where the rural-urban income gap has widened to levels rarely observed in other countries. It also remains characterized by the strict separation and different treatment of rural and urban land. Within this separation, the State's exclusive power to acquire rural land and transfer it to urban users favors the currently uncontrolled and often inefficient pattern of urban development. The resulting land acquisition practices seriously disadvantage both the collective and the rural land use right holder in sharing in the appreciating value of land entering the urban market.

These features are historically determined and were justified in the early years of China's development when agricultural surpluses supported the initial stages of industrialization. But these features, which are highly unusual by comparison to high-income economies, are now less advantageous to China's development and a major obstacle to a harmonious rural-urban integration. The widening rural-urban income gap, widespread land-related social conflicts caused by this separation, and other serious problems put this feature of the present land tenure framework and policy into question.

The persistent duality of rural and urban land systems needs to be managed and ultimately phased out. Rural-urban integration efforts have been promoted in form of various pilot efforts at the local level throughout China with a view to develop a more comprehensive policy reform framework in the future. Many of the pilots have brought new challenges to the surface and often have created their own problems.

Two fundamental policy reform need to be pursued towards a more harmonious integration of rural and urban areas and citizens: the reform of China's current rural land requisition policies and practices as a pressing *short- to medium term* issue; and the integration of rural and urban land markets for more equitable benefit-sharing in the longer term.

Reforming land requisition and compensation practices. Across the world, governments have the power to acquire land on a compulsory basis in certain circumstances and subject to conditions. In China, the scope of this power is unusually wide by international standards and its use has been very extensive. During 2003–2008, a total of 1.4 million hectares of agricultural land, of which about 950,000 hectares were cultivated land, are estimated to have been requisitioned under current laws, while an additional 450,000 hectares are reported to have been requisitioned illegally during the same period. The impacts of compulsory land requisition have not been isolated and relatively localized as they might be in other countries. The process of land requisition needs serious reform in three dimensions.

First, Chinese law does not explicitly limit the purposes for which the State can use its power of compulsory acquisition. In contrast, no high income country allows its government to use compulsory acquisition as the normal means of assembling land for purposes that are clearly commercial or industrial in nature. In the *near-term*, to be more in line with international

practices, tighter constraints on the use of State's power for land requisition will need to be clarified in the legal framework and implemented along the overarching principle that government's taking powers are extraordinary powers that should be limited to meet public needs that are not well-addressed through the operation of the market. Such reform needs to go hand-in-hand with allowing the emergence of market mechanisms that span the urban-rural divide.

BOX 16 Rural/urban integration and linking mechanisms: current and emerging issues

In contrast to farmland use rights, Chinese laws do not extend the same level of protection for farmers' residential land or other collective land, such as collective construction land. In 1962, when China's agriculture was still collectivized, residential land was allocated to farmer households to use 'for a long time without change' creating a de facto individual property right to residential land. The limited legal protection of rural residential land is cause for major disadvantages for farmers in the land conversion process. The legal vacuum has allowed many opportunities for experimentation and policy pilots that can infringe on farmers rights and contradict and circumvent Chinese laws.

Local governments throughout the country are pursuing a range of programs aimed at promoting urban-rural integration. These programs often target farmers' rights to farmland and residential land through an approach of 'exchanging farmland rights for social security coverage and exchanging residential land rights and houses for urban apartments'.

Initially put forward in 2004, these so-called linking mechanisms involve the reclamation of rural (collective) construction land, including farmers' residential land into farmland. Every unit of land reclaimed corresponds to a reduction of one unit of rural construction land, and to an increase of one unit of farmland within a given jurisdiction (discount factors apply to account for differentials in land quality). This unit of reclaimed farmland creates one unit of construction land quota that can be applied elsewhere in the jurisdiction. At this 'somewhere else' place, usually the peri-urban areas where the urban land market price is high, the government can convert one unit of farmland to non-agricultural use and grant use rights to this new non-agricultural land to developers.

Through this mechanism, currently non-transferable rural residential land rights can be made marketable. However, the legally and institutionally poorly protected collective construction land as well as household residential land use rights have become a major target of local government for expropriation and revenue generation and for developers for urban construction. Also, while such 'exchange' of farmland rights is often classified by local governments as voluntary land rights transfers, it can in fact constitute illegal appropriation of land rights.

More importantly, forcing farmers to give up their property rights to land in exchange for social security coverage also poses a moral dilemma. While urban residents do not need to give up property rights in exchange for social security coverage, rural residents must undertake such an exchange. This practice also contradicts the intention of the Property Rights Law (2007), which requires that all type of property rights enjoy the same level of legal protection.

Second, current practices of compensation for requisitioned land need to be reviewed as they are a frequent cause of complaints about unfairness in the land requisition process. These are based on agricultural output value but do not consider the value of the land in its eventual urban use. The standard for compensation of cultivated land is a multiple (generally the duration of the land use contract, i.e. 30 years) of the average annual agricultural output over 3 years. This practice is problematic in a context where the differential between urban and rural incomes and livelihoods is so large, and where this differential is reinforced by the separation of rural and urban land markets. A rethinking of the compensation practices, particularly where land is requisitioned for commercial purposes, is needed. It is recommended to consider international practices where compensation is usually based on the market value in the best possible use.

Third, shortcomings in the land requisition process itself need to be addressed. While the laws set out the procedures for the taking of agricultural land by the State and require local government to make public and receive comments on the resettlement plan, such practice often takes place only after the requisition has been approved. In addition, there is no explicit requirement that collectives or farmers be advised of the requisition ahead of time and be given an opportunity to react. Already in the *near-term*, reforms of the requisition process need to introduce key provisions such as advance notice, provide the opportunity consultation and participation during the requisition process itself as well as put in place workable channels for appeal and dispute resolution.

Integrating land markets for equitable benefit sharing. China's long-term land policy vision needs to consider more broadly how to rebalance the relationship between the State's monopoly in the primary land market and the collective and farmer participation in the conversion of agricultural land. Measures to decrease the urban-rural gap will have to consider fairer benefit-sharing approaches through, for example, gradually granting access for collectives or rural land use rights holders to participate in the transfer of rural land to the urban land market, while at the same time, reducing and ultimately phasing out the State's monopolist power in the primary land market.

Experiences for successful rural-urban transitions and integration process exist, for example in Taiwan (China) and South Korea. Both economies were able to make farmers' land rights secure and free from administrative intervention. This enabled farmers to invest in land, resulting in much increased land productivity and deriving sufficient revenues for their urban endeavors. Urbanization took place in a small farming setting with low per capita landholdings. Both economies adopted a farmer-friendly approach to the conversion of farmland for non-agricultural use and introduced comprehensive measures that let farmers capture a share of the increased land value as a result of conversion.⁴⁹ In both economies, farmers were automatically covered under urban social benefits once becoming an urban employee. In China, land requisition and urban expansion have not only limited farmers' proceeds from their land assets but also led to an erosion of rural land rights itself in form of excluding collectives and farmers from the urban land market. A comprehensive reform program to better safeguard rural land ownership and, even more importantly, individual land use rights for farmland and residential land, in the process of urban-rural integration process needs to be put forward.

Across China, several reform pilots are currently underway, most prominently in Chongqing and Chengdu. These pilots are experimenting with rural-urban integration approaches and promote the registration and definition of rural land ownership and property rights, the development of policies and mechanisms for the transfer and marketing of rural construction land for urban development, policies for the protection of farmland, labor mobility and social protection reforms, as well as other elements. While the lessons and experiences of these pilots are to be collected and carefully evaluated over the coming years, the broader reform directions for making the rural-urban integration process more equitable are suggested to include the following:

⁴⁹For example, Taiwan (China) adopted a law which introduced "zone expropriation" for the provision of land for urban development projects, especially those of a commercial nature. Under such processes, a farmer landowner may demand 40–50% of the expropriated land as compensation in lieu of cash, and thus share partially but significantly in the gains from such development.

BOX 17 Land policies to promote rural-urban integration in South Korea

Tenant farming predominated in South Korea before World War II. After WWII, a massive land reform was conducted to distribute to former tenants the land purchased from Korean landlords or confiscated from the Japanese. As a result, more than 1.5 million farmer households received land, and the farm ownership rate was raised from 13% to 71%.

South Korea took a series of legal and policy measures to prevent scale farming aimed at avoiding social disruption in the course of urbanization. During most of its period of urbanization, tenant farming was prohibited. This ban was slightly lifted in 1986 when the farming population dropped to less than 35% of the total population. The average farm size rose from 0.9 ha in 1970 to just over 1.3 ha in 1995. South Korea also prohibited corporate ownership of farmland and corporate farming. Such prohibition was lifted only in 1990, with two restrictions remaining in place. First, half of the total investment by the corporation must come from farmers or farmer families. Second, the representative of the corporation as well as more than half of the executive board must be farmers.

One of the important mechanisms adopted in South Korea's urbanization process was its land readjustment program launched in 1966. Upon the designation of the project site agreed by 80% of owners of affected land, about 40% of the assembled land will be used by government to develop infrastructure and finance such development. The remaining 60% of the developed land is then distributed to participating landowners in proportion to their land contribution to the project. These landowners may choose to sell their value-added land or use it for other commercial uses. More than 50% of built-up areas in Seoul and over 40% in Pusan were developed through such land readjustment projects.

Curtailing the State's land requisition and opening the market for construction land. As noted above, the State's power and scope for compulsory acquisition needs to be restricted to a more narrowly defined 'public interest'. This will need to go hand with the gradual introduction of a unified market for construction land. In such a market, collectives and individual land rights holders would participate on an equal basis with the State in the conversion and trading of collective construction land in the primary land market without prior conversion to state ownership. Over the longer-term and within a framework of approved and enforceable urban development and land use plans, collectives and individual land use rights holders could also be empowered to participate in the conversion of collective farmland to non-agricultural purposes and be allowed to sell and buy land use rights across the rural-urban divide and benefit from it.

The capital gain accruing to collectives or individual land use rights holders could be subjected to a tax to be set at a rate that accounts for the 'public good' element of the land conversion to urban uses. Alternatively, the zone expropriation model practiced in Taiwan (China) or South Korea's experiences with rural urban integration may offer valuable lessons on how to rationalize urban and industrial planning with fair participation and benefit sharing of the rural population in the development process.

Addressing the urban village problem. Reform towards a unified market for construction land needs to be carefully sequenced. One option would be to begin in urban areas where collective land ownership is still widespread in the form of 'urban villages'; collectively owned land, generally construction land, that was not requisitioned by the State when cities were expanded through the requisition of collective farmland. Because of the much higher compensation cost for collective construction land as compared to agricultural land, collective construction land remains scattered throughout many urban areas in China. The persistence of urban villages is one cause for inefficient city development and urban sprawls. Allowing collectives in urban areas to trade their collective construction land in the primary urban land would likely lead to more efficient development and to higher density land use in urban areas.

Strengthening checks and balances in urban development planning. The transition towards a unified urban land market will require a strict and enforceable implementation of urban and

industrial land use planning. While China has in place a relatively rigorous urban planning process, implementation and enforcement of long-term master plans is weak. In addition, there is no system to take into consideration the long-term interests of urban residents and to hold decision makers responsible for the social and environmental consequences of urban development decisions. The weakness in checks and balances in the current urban planning system may be overcome through opening the planning process for public participation and scrutiny and transparency through mass media.

D. Land Policy and Municipal Finance Reform

On its path to high-income status, China needs to address the distortions in its local governance and finance system and reduce its excessive reliance on land transfer-based revenue generation through the introduction of property taxes and reform of land requisition practices.

China's land policy and municipal governance and finance systems are closely interrelated and both are shaping the country's urban land use and form for generations to come. Both the spectacular achievements as well as the enormous challenges in the area of urban planning and development grow out of the country's decentralized governance structure and fiscal systems.

In 1994, China adopted a tax sharing system that provides separate tax-collection powers for the central and sub-national governments. This system has left many municipalities with a mismatch between local revenue and responsibilities for public service provision. In this setting, the combination of the State's power to expropriate rural land and its monopoly in the urban land market, and incentives created by a highly GDP growth-focused system for evaluating local officials, has encouraged local governments to generate additional income from land transfer fees.

Local governments have also become increasingly reliant on mortgage loans using requisitioned land as collateral through the vehicle of land banks. The practice of land banking by public entities created under local governments has grown phenomenally in recent years. Land banks can mortgage the land they hold to state banks and invest the loaned funds in urban development. The aggressive requisitioning of rural land to generate local revenue is risky and is contributing to unsound forms of urban growth, unsustainable local finance and inefficient use of land resources.

Introducing market value-based property taxes. While income from land transfer fees has become a significant source of local public revenue, real property in China is subject to a range of minor fees, taxes and charges, but there are virtually no annual taxes on property. Over time, property taxes could provide a sustainable substitute as receipts from land trading are reduced in parallel with a reform of land requisition practices. Property taxes are often one of the few major good sources of own revenues for local governments, and could in principle allow the cancellation of a range of difficult to collect 'nuisance taxes' which can be harmful to the local business climate.

However, the property tax will take time to grow into a significant revenue source. Even in the long run, it is unlikely to fully replace income currently generated by sale of land use rights. Bahl (2009) notes that only a few countries like the US and Canada raise on the order of 3 to 4% of GDP from such a tax, with the OECD average being 2.1% of GDP. Among developing countries, the average collection is only 0.6% of GDP, with only a few countries (such as Uruguay) raising as much as 1.0% of GDP. As the introduction of a property tax is institutionally complicated, and as difficulties in establishing initial valuation would also argue for setting initial rates at relatively low levels, the initial take from such taxes would probably fall well below such averages. For this reason, local governments will also have to reduce their dependence on revenues from land use rights in a gradual fashion.

Implementation of a property tax is a complex task, and even in well-established systems, significant reforms are often required. International experience provides guidance on the necessary preconditions for effective implementation, such as the existence of adequate technical

expertise for property assessments as well as the administration of appropriate land records. The development of such institutional capacity could already begin in the *near-term*. Political understanding and will are critical preconditions if the substantial challenges of implementing a highly visible and difficult to evade tax are to be overcome. The introduction of property taxes should be coupled with a simplification of the overly complex current system of property based fees and taxes to ensure that any such taxes fulfill their particular purpose and do not have an adverse effect on the real estate market.

BOX 18 Land valuation and taxation: international perspective

Most modern land administration systems include a significant valuation and taxation function. Public sector valuations are required for a variety of purposes, including property taxation; purchase, disposal and renting of state land; and assessment of fair compensation where land is acquired through expropriation. An efficient land market, including the easy access to reliable market data, provides the platform for transparent and accurate market-based valuations. High income economies have well-developed public and private sector valuation professions using internationally recognized methodology and standards. Valuers increasingly benefit from advances in IT-based automated valuation models, which particularly lend themselves to the mass-appraisals required in country-wide land tax assessments.

Most developed countries impose property taxes—usually transfer tax, estate duty, and annual property tax—based upon actual sale prices or assessed market values. Market value is generally considered to be a fair and equitable basis of taxation. In the US and Europe, taxes on land and property provide a cornerstone of municipal finance. They have the advantage of being widely accepted by the tax-payer and are sustainable, predictable, and tend to provide a hedge against inflation over time, thus ensuring revenue maintenance in real terms. Over the past two decades, developments in IT have made electronic billing and payment a central feature in both local and central government financial management.

Effectively regulating land banking. China needs to review the extent to which land banking has moved away from what was arguably its original purpose, namely to serve as a planning tool devoted to the timed and targeted release of surplus government land in support of overall planning objectives, towards becoming an undesired conduit for requisitioned lands that are slated for disposal through auction, devoted to profit maximization and to securing land-backed loans. There is no national law or national regulation on land banking, though the practice is referred to permissively in some government documents. More effective regulation is urgently needed as land banking practices may be of a sufficient scale across the country to have serious implications for the economy generally, and particularly, in the financial sector.

Annex 1: Why Did China Grow So Fast?

A wide range of factors contributed to China's rapid growth. These can be viewed from three different perspectives: (i) "growth accounting"; (ii) a review of exogenous factors which favored growth; and (iii) a discussion of the role of domestic policies and physical investments.⁵⁰

First, China's growth performance reflected strong contributions from labor and capital accumulation as well as total factor productivity (TFP) growth. Favorable demographics, especially during the early reform period, generated a large "dividend" in the form of a labor force growing faster than the overall population. Second, very high and rising investment rates, supported by even higher and more rapidly rising savings rates, allowed rapid capital accumulation. Over time, a gradual decline in the labor contribution was broadly compensated by the effect of a rising investment rate. Third, by World Bank staff estimates, TFP growth (including the contribution from improvements in human capital and factor reallocation) remained in the range of 3–4% per year, which is exceptionally high by world standards.⁵¹

Second, China's rapid growth was supported by three broad sets of exogenous factors. These were:

The potential "advantages of backwardness". Under the "opening up policy", China was able to borrow technology and social and economic institutions from the more advanced countries, and thereby innovate and upgrade its industry at low cost and risk (Lin, 2010). Lee and Hong (2010) find evidence that such forces were at work.

A high initial level of distortions. The Chinese economy of 1978 was heavily distorted by previous policies which played to the country's comparative disadvantages. To achieve its aim of developing large, heavy and advanced industries, the government was forced to protect such activities through various distortions, including suppressed interest rates, low input prices and an overvalued exchange rate (Lin, 2010). This left a sectoral and spatial misallocation of resources, as well as a closed economy with limited links to the rest of the world. While negative in their own right, such distortions also create greater scope for increases in TFP through policies aimed at their removal.

A supportive external setting. The global environment for much of this period (Vincelette, *et. al.*, 2011) and the structural shift to more globalized forms of industrial production (Yusuf and Nabeshima, 2010) both worked in China's favor as it pursued a strategy of opening to the rest of the world. This process included China's accession to the WTO in 2001 and associated changes in tariffs and other policies, as well as a gradual opening to foreign investment.

Third, and most importantly, China was able to exploit these favorable conditions to generate rapid growth by implementing a stream of pragmatic, market-oriented reforms, and by deepening domestic market integration through improvements in infrastructure and logistics. Landmark reforms include the introduction of the household responsibility system in agriculture, the opening up of the tradables sector beginning with the establishment of special economic zones, extensive price liberalization, deep reform of the fiscal system, restructuring and privatization of SOEs, and reforms associated with WTO accession. Other important contributors included improved macroeconomic management, factors supporting a high saving rate (the combined effect of rapid productivity gains, contained wage costs, and a managed exchange rate on enterprise profitability, and of buoyant revenue growth and contained current spending on government savings), and strong subnational government-led inter-regional competition to attract investment. Improved policies and the sustained reallocation of factors to higher productivity uses helped keep the marginal product of capital high despite a high and rising investment rate (Bai, Hsieh and Qian (2006); Song, Storesletten and Zilibotti (2009)).

⁵⁰For more discussion of factors behind past performance, see Hofman and Wu (2009), Huang (2011), and Vincelette, Manoel, Hansson and Kuijs (2011).

⁵¹Kuijs (2010) finds TFP growth of 3–3.5% per year from 1978–2009, of which about 0.5% comes from enhanced human capital. Bulman and Kraay (2011) find TFP growth of 3–4.1% per year from 1979–2008, over one-half of which they attribute to factor reallocation.

Annex 2: China's Industrial Policies: Key Actors and Defining Characteristics

Such interventions are currently *implemented* by three broad classes of actors: (i) high level national bodies; (ii) central government departments; and (iii) sub-national (provincial and local) governments and their departments. In turn, they are *influenced* by other stakeholders, such as industrial associations and firms themselves.⁵²

The main high level bodies include the State Council, the National Peoples' Congress (NPC) and the Communist Party of China (CPC). The State Council can issue comprehensive multi-sector documents or policy guidance for a single sector, with the aim of promoting a particular structure across or within industries.⁵³ Laws enacted by the NPC can include elements of industrial policy with significant impacts on certain industries. Finally, "work reports" to various National Congresses of the CPC have included important strategic guidance (e.g. on the selection of "pillar industries") which laid the ground for follow up implementation measures.

Several central government departments release related policies in accordance with their responsibilities. These include the National Development and Reform Commission (NDRC), the Ministry of Industry and Information Technology (MIIT), and others. For example, the "Guiding Catalogue of Industrial Structure Adjustment" and "Catalogue of Industries for Guiding Foreign Investment" periodically issued by NDRC are comprehensive policies, identifying industries to be "encouraged", "restricted" or "prohibited". NDRC also issues industrial policy guidance for specific sectors. For its part, MIIT has formulated "Opinions on Promoting the Merger and Reorganization of Enterprises", which was released by the State Council in 2010. The role of sub-national authorities and their departments is discussed in the main report.

At present, China's industrial policies have seven defining characteristics:

1. They are scale-oriented, i.e. focused on the development of larger enterprises. For example, in 1993, the central government announced a strategic restructuring of SOEs, including through establishment of large scale enterprise groups. In 1997, the 15th National Congress of the CPC declared the "Restructuring Major Enterprises and Relaxing Control over Smaller Ones" strategy to develop large scale enterprise groups. Since 2000, "fulfilling large enterprise group strategy in key industries" became a central element of China's industrial policy. Specific instruments include: formulating a scale-oriented industrial development plan; establishing examination and approval conditions which limit entry while favoring large incumbents, etc. (Jiang and Li, 2010).

2. They have sought to control the expansion of sectors deemed to have excess capacity. As early as the 1980s, when the basic thrust of policies was the promotion of industrial expansion, some sectors were already identified as having excess capacity, including textiles, automobiles, and home appliances. In the 21st century, curbing the development of industries with excess capacity became a central pillar of China's industrial policy, especially in periods of macro adjustment. Since 2007, sectors targeted by the State Council as "controlled industries" included iron and steel, textiles, alumina, coal chemicals, flat glass, caustic soda, cement, solar polysilicon, shipbuilding, chemicals, solar, and wind power. In such sectors, new entry could be restricted, capacity expansion projects might not be approved, companies could face

⁵²In the past, the NDRC (or its predecessor, the National Planning Commission) led the design and implementation of industrial policies, while specialized departments took charge of detailed work and local governments and other stakeholders participated in the process. With reform, most of the specialized economic departments have been abolished, while other stakeholders have become more powerful.

⁵³An example comprehensive document is the 2010 State Council Decision on the development of "Strategic Emerging Industries", which identified seven priority industries. An example single sector document is the 2005 "Development Policy of the Iron and Steel Industry".

prohibitions on financing through corporate debt and IPOs, and outdated production capacity could be targeted for elimination.

3. They have aimed to concentrate sectors deemed to be too fragmented. During the 11th 5YP period, the government vigorously encouraged stronger enterprises to acquire weaker firms, as well as other measures to encourage concentration. Subsequently, documents from the “restructuring and revitalization plans of ten industries” to the 12th 5YP have all noted the need for “enhancing industrial concentration.” Some provincial governments have in turn used such resolutions as a policy foundation to promote a similar concentration of their own sectors. For example, Hebei and Shandong provinces promoted the merger and integration of their iron and steel industries in 2008–09, while Shanxi and Henan province pursued such aims in their coal sectors in 2009–10.

4. Policies to encourage technological advancement have had industrial policy dimensions. Such policies have included requirements to use specific local technologies, e.g. for one large mobile telecommunications operator to use the indigenous TD-SCDMA 3G technology. Some such technologies have scale economies which preclude their use by smaller producers. This again tilts the playing field towards larger firms.

5. They have relied heavily on direct administrative intervention to introduce (withdraw) resources from preferential (prohibited) sectors. While market mechanisms also play a role, the authorities often use very direct means to “close down, suspend operation, merge and shift”. These have included measures on market access, project examination and approval, land supply approval, loan approval, industrial guidance catalogue, compulsory elimination of outdated production capacity, etc.

6. They have often featured multi-division joint action. For example, the September 2009 “opinions on inhibiting excess capacity and redundant construction on some industries to guide the healthy development of industry” was jointly promulgated by 10 central ministries and commissions. It required joint action by departments for industrial management, quality management, investment management, environmental protection, land management, finance management, and local governments.

7. They have been pursued at each level of government, often at cross purposes. For example, while the central government may aim to consolidate a sector nationally, each province may seek to make this sector a “pillar industry” for its own economy. With over 30 provinces and many more sub-provincial authorities involved, the degree to which a particular sector is ultimately favored or discouraged becomes hard to discern.

Annex 3: Experiences of Japan and Korea in Financial Liberalization

In both Japan and Korea, financial liberalization was initiated by internal and external pressures. But the authorities had not been proactive, but rather reactive to developments. Institutional and governance reforms in banks, firms and regulatory bodies were very slow or even absent, leaving fertile soil for moral hazard while interest rate deregulation and capital market opening was in progress. In the process, regulatory arbitrage and risk were increasing. This ultimately led to financial crisis which had to be dealt with at huge public cost.

In Japan, three main internal and external forces led to financial liberalization. First, as the period of high economic growth reached an end in 1974, the corporate sector's investment demand slowed and firms started to accumulate surplus funds. The household sector had also accumulated substantial financial assets (deposits) by this time and started to seek assets with higher returns than bank deposits. On the other hand, government budget deficits which expanded as economic growth slowed, had to be financed by issuing larger volumes of government bonds. This led to the initiation of interest rate liberalization on government bonds and CDs as holders of those instruments required market-based interest, which had to expand to other interest rates to reduce the regulatory arbitrage.

Second, the internationalization of Japanese firms' operations required the domestic financial system to support the expansion of their international business, including the hedging of risk exposure and meeting financing requirements in foreign currencies. This spurred the relaxation of the foreign exchange system and increased entry by Japanese financial institutions into international financial centers by establishing branches and subsidiaries. Once Japanese firms were able to issue debt abroad, and Japanese financial institutions could make investments in foreign assets more freely, Japanese households' savings started to find their way to the purchase of (Euroyen) bonds issued (at uncontrolled interest rates) abroad by Japanese companies through Japanese banks and insurance companies located abroad. This process built up further pressure to liberalize the domestic financial system to reduce the potential for regulatory arbitrage and stem the flow of domestic finance to the offshore market.

Third, as the Japanese economy and financial market expanded, there was growing interest by foreign banks and NBFIs to penetrate the Japanese financial market who lobbied their governments to put pressure on Japanese officials. The continuation of Japan's large current account surplus dating from mid-1970s also increased foreign pressure, especially from the US, for the opening of the Japanese service sectors and capital markets, a pressure that was eventually accommodated. This put further pressure on the government to liberalize the domestic financial system as, otherwise, the distortion and weakness in the domestic system would have intensified.

In Korea, the government's control over the financial system was more direct and pervasive than in Japan. As in China, all banks were owned by the state and their lending activities were strongly controlled by the government through explicit policy lending programs and implicit window guidance. Interest rates were controlled and set substantially below the supposed market clearing rate. Government intervention grew stronger in the 1970s when the Korean government initiated a strong drive for heavy and chemical industry (HCI) development. This led to substantial overcapacity in the HCI sector and a large amount of NPLs in the banking sector, while light industries and SMEs were starved for credit. This in turn caused the deterioration of Korea's export competitiveness and slowed down economic growth by the end of 1970s, which culminated in the assassination of President Park. Partly as a response to this negative experience with heavy financial repression, and as part of its overall economic liberalization efforts, the Korean government began gradual liberalization of the banking system by privatizing banks and relaxing entry barriers for NBFIs.

However, true progress in banking sector liberalization was limited as the government still wanted to use the banking sector as a tool for industrial policies, and also because highly leveraged large corporations needed cheap and stable finance from the banking system for their survival. By this time, the large corporate firms (*chaebols*) had emerged as a strong vested interest group, with substantial influence over government economic policies. The government instead introduced greater market forces in the financial system by allowing the expansion of NBFIs, by relaxing entry of privately owned (including foreign) NBFIs such as finance companies, merchant banking firms, and insurance companies which were free from policy loan programs but could offer savings accounts similar to bank deposits. As in the Japanese case, this liberalization was also caused by increasing external pressure, especially from the US, as Korean financial markets grew larger and as a substantial current account surplus emerged in the second half of 1980s. These developments reduced banks' shares of total deposits and squeezed their profits by shifting deposits to NBFIs. This in turn pressured the government to allow banks to expand into products offered by NBFIs such as trust account business.

The government started interest rate liberalization in the late 1980s but there was little progress until the early 1990s when it announced an interest rate liberalization plan. The interest rates on short-term money market instruments such as commercial paper and CDs were liberalized while maintaining control on bank interest rates. This accelerated the shift of funds to finance companies, other NBFIs and the trust accounts of banks. The net effect was a reduction of average maturities in the liability side of corporate sector balance sheets, which increasingly had to rely on these short-term financing instruments. Foreign exchange controls were relaxed due to pressures from both domestic firms, whose business had become more globalized, and foreign governments, which were pressured by their financial institutions to penetrate uncompetitive but expanding Korean financial markets. On the other hand, large *chaebols* and banks had built the perception that the government would not be able to let *chaebols* fail due to their huge impact on overall economic performance. In fact, the Korean government had protected the *chaebols* and financial institutions (including small ones) from failures and there had been no significant bankruptcies of *chaebols* or financial institutions before 1997. The combination of these led to two significant developments: increased reliance on short-term corporate finance; and increased foreign debt, especially short-term debt by financial institutions. In the first half of the 1990s, increased foreign capital inflows and domestic savings were channeled to large firms which expanded their investment recklessly, due in part to pervasive moral hazard that came with the perception of "too big to fail." The first factor caused a domestic financial crisis when overly leveraged large corporate firms could not service their debt and were faced with an economic recession starting 1996. Together with the first, the second factor caused a currency crisis when foreign capital flowed out massively from Asian countries in 1997, which intensified the domestic financial and economic crisis.

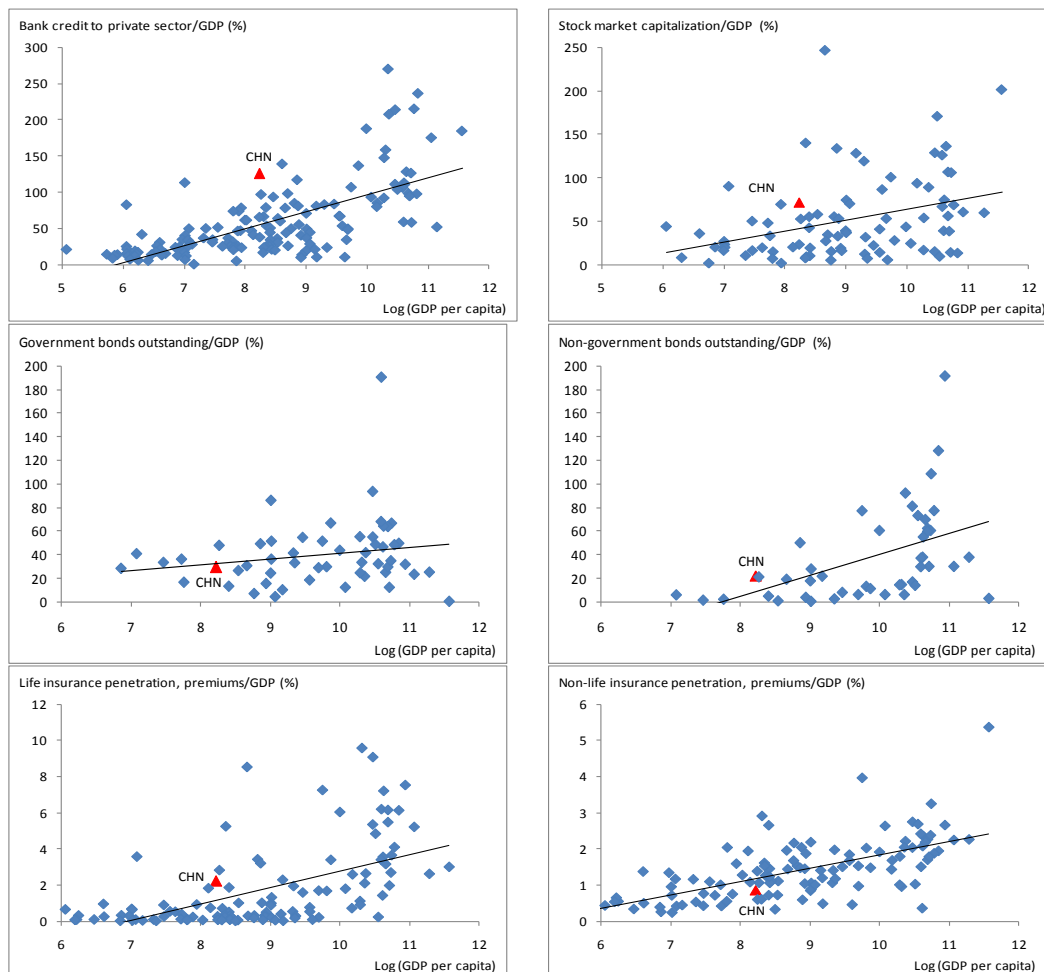
Korea completed full liberalization and opening of the financial system under its post-crisis IMF program, and massive financial and corporate restructuring with huge injections of public funds (equivalent to 1/3 of GDP) to clean up the balance sheets of financial institutions. Government control over finance was an effective vehicle for rapid industrialization and economic growth in the early stage of Korea's economic advancement, but it led to pervasive moral hazard in both the banking and corporate sector which again led to reckless investment by favored firms and poor risk management of banks. In the end, this required huge public costs to remedy the problems. Japan experienced domestic financial crisis as the asset bubbles, which was built during the second half of the 1980s with the moral hazard of financial institutions and poorly managed financial regulation, started to bust since 1991. It completed the financial liberalization and restructuring of regulatory framework/government organization by 1998, and financial restructuring by 2004. In the course, it experienced a prolonged and deep financial crisis which has to be dealt with through injection of public funds with huge public cost.

Annex 4: Unbalanced and Incomplete Financial System

Although quantitative measures financial depth seem to indicate that for the most part China's financial system is on par or even ahead of its economic development (Figure A1), the financial system is unbalanced and incomplete (Figure A1). Although securities markets and insurance companies have grown, they are still dwarfed by the banking system. The banking system itself is unbalanced with the state-owned large commercial banks (SOBs) holding over half of banking sector assets (Table A2). While that share has been declining, the Big Four remain among the ten largest banks in the world.

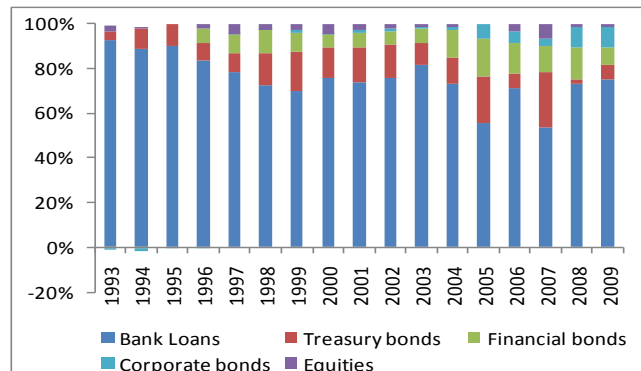
There is also imbalance in the capital markets: stocks dominate as the corporate bond market remains underdeveloped. Stock market capitalization represents 67 percent of GDP, roughly seven times the size of corporate bonds outstanding (Table A1). Viewed through the lens of the share of funds raised, corporate bonds have been growing somewhat in recent years though they still represent only 9 percent of the total. In some recent years, the share of funds raised through bank loans has been as low as 50–60%, but those declines are mostly attributable to increasing shares of fundraising through government bonds and financial bonds (a large proportion of which are policy bank bonds), rather than increases in equities or corporate bonds (Figure A2).

FIGURE A1 Select indicators of financial sector size/depth, 2009



Source: WDI, IFS, BIS, AXCO

FIGURE A2 Funds raised in the financial system (1993–2009)



Source: China Securities and Futures Statistical Yearbook

TABLE A1 Size of sectors/markets

	Assets of banking institutions	Assets of insurance companies	Assets of securities companies	Government bonds outstanding	Financial bonds outstanding	Corporate bonds outstanding	Stock market capitalization
1999	137.0	2.9	-	11.8	7.2	0.9	29.5
2000	138.5	3.4	-	13.1	7.4	0.9	48.5
2001	145.4	4.2	-	14.2	7.8	0.9	39.7
2002	169.8	5.3	-	14.8	8.2	0.5	31.9
2003	179.7	6.7	3.6	18.0	8.7	0.7	31.3
2004	175.0	7.5	2.1	22.4	9.1	0.8	23.2
2005	175.2	8.3	-	27.3	10.8	1.7	17.5
2006	204.0	9.1	-	28.9	12.1	2.6	41.3
2007	179.6	10.9	6.5	32.4	12.7	3.0	123.1
2008	204.3	10.6	3.8	31.3	13.4	4.1	38.6
2009	237.8	11.9	6.0	29.3	15.1	7.1	71.6
2010	241.6	12.7	4.9	28.1	15.0	8.6	66.7

Source: CBRC, CIRC, CSRC, Securities Association of China, BIS

Note: All figures are expressed as a percentage of GDP. Government bonds outstanding include both MOF securities and central bank bills/notes.

TABLE A2 Share of banking sector assets by type of bank (2003–2009)

Group of Institutions	2003	2004	2005	2006	2007	2008	2009	2010
Large State-owned	58.03	56.91	56.06	55.12	53.25	51.03	50.89	49.2
Policy banks	7.68	7.63	7.82	7.90	8.13	9.05	8.82	8.0
Joint-stock bank	10.70	11.54	11.92	12.38	13.78	14.12	14.96	15.6
City bank	5.29	5.40	5.44	5.90	6.35	6.62	7.21	8.2
Rural banks	0.14	0.18	0.81	1.15	1.16	1.49	2.37	2.9
Rural coop.			0.73	1.06	1.23	1.61	1.62	1.6
Urban credit coop.	0.53	0.57	0.54	0.42	0.25	0.13	0.03	0.0
Rural credit coop.	9.58	9.74	8.39	7.85	8.26	8.35	6.97	6.7
Non-bank fin. inst.	3.29	2.76	2.71	2.41	1.85	1.89	1.97	2.2
Postal savings bank	3.25	3.43	3.68	3.67	3.36	3.55	3.43	3.7
Foreign banks	1.50	1.84	1.91	2.11	2.38	2.16	1.71	1.8

Source: China Banking Regulatory Commission annual report 2009

References

- Ahmad, S. Ehtisham (2011) "P.R. China: Reforming Public Finances to Meet Advanced Country Challenges." A background paper written for the World Bank.
- Allen, F., F. Capie, C. Fohlin, H. Miyajima, R. Sylla, G. Wood, and Y. Yafeh (2011) "How Important Historically Were Financial Systems for Growth in the U.K., U.S., Germany, and Japan?" Pennsylvania Financial Institutions Center Working Paper #10-27
- Amsden, Alice H. and Ajit Singh (1994) "The Optimal Degree of Competition and Dynamic Efficiency in Japan and Korea." *European Economic Review*, 38 (3-4): 941-51.
- Aziz, Jahangir and Li Cui (2007) "Explaining China's Low Consumption: The Neglected Role of Household Income." IMF Working Paper WP/07/181, July.
- Aziz, Jahangir and Steven Dunaway (2007) "China's Rebalancing Act." *Finance and Development* 44:3, September.
- Bahl, Roy (2009) "Fixing the Property and Land Tax Regime in Developing Countries." February 25. Draft.
- Bai, Chong-En, Chang-Tai Hsieh and Yingyi Qian (2006) "The Return to Capital in China". National Bureau of Economic Research Working Paper 12755, December.
- Blanchard, Olivier J. and Francesco Giavazzi (2006) "Rebalancing Growth in China: A Three-Handed Approach." Center for Economic Policy Research, Discussion Paper DP5403, January.
- Boyd, J.H. and B. D. Smith (1998) "The Evolution of Debt and Equity Markets in Economic Development." *Economic Theory*, 12, 519-560.
- Brandt, Loren, Johan Van Biesbroeck, and Yifan Zhang (2009) "Creative Accounting or Creative Destruction? Firm-Level Productivity Growth in Chinese Manufacturing." *Journal of Development Economics*, forthcoming.
- Brandt, Loren and Xiaodong Zhu (2010) "Accounting for China's Growth." Institute for the Study of Labor Working Paper No. 4764, February.
- Bulman, David and Aart Kraay (2011) "Growth in China 1978-2008: Factor Accumulation, Factor Reallocation, and Improvements in Productivity." World Bank, processed, May.
- Chen, Shouming, Yong Li, and Deli Cheng (2010) "Industrial Policy in Technology Development", Chemical Industry Press (in Chinese).
- Chen, Shiyi, Gary H. Jefferson and Jun Zhang (2011) "Structural change, productivity growth and industrial transformation in China." *China Economic Review* 22, pp. 133-150.
- Cook, Paul (2001) "Competition and its Regulation: Key Issues." Center on Regulation and Competition Working Paper No. 2, October.
- Deininger, Klaus and Songqing Jin (2009) "Securing Property Rights in Transition: Lessons from implementation of China's rural land contracting law", *Journal of Economic Behavior & Organization* 70, pp. 22-38.
- Demirguc-Kunt, Asli, Erik Feyen and Ross Levine (2011) "Optimal Financial Structures and Development: The Evolving Importance of Banks and Markets." Working paper.
- Development Research Center of the State Council and World Bank (2005) "Land Policy Reform for Sustainable Economic and Social Development: An Integrated Framework."
- Development Research Center of the State Council and World Bank (2008) "Strengthening Land Rights for Equitable Growth and Social Harmony."
- Dollar, David and Bert Hofman (2006) "Intergovernmental Fiscal Reforms, Expenditure Assignment, and Governance." Paper presented at the Roundtable Conference on Public Finance for a Harmonious Society, Beijing, June 27-28.
- Economist (2011) "Bamboo Capitalism." March 11.
- Eichengreen, Barry, Donghyun Park and Kwanho Shin (2011) "When Fast Growing Economies Slow Down: International Evidence and Implications for China." NBER Working Paper 16919.
- Ferri, Giovanni and Li-Gang Liu (2009) "Honor Thy Creditors Before Thy Shareholders: Are the Profits of Chinese State-Owned Enterprises Real?" Hong Kong Institute for Monetary Research Working Paper No. 16/2009.
- Fiscal Reform and Economic Governance (2011) Collecting Taxes Data System, 2009-10. http://www.fiscalreform.net/index.php?option=com_content&task=view&id=759&Itemid=134

- Fogel, Kathy, Randall Morck and Bernard Yeung (2007) "Big business stability and economic growth: Is what's good for General Motors good for America?" *Journal of Financial Economics*, 89 (1), pp. 83–108.
- Foster, Lucia, John Haltiwanger, and Chad Syverson (2008) "Reallocation, Firm Turnover, and Efficiency: Selection on Productivity or Profitability?" *American Economic Review* 98(1): 394–425.
- Gerschenkron, A. (1962) *Economic Backwardness in Historical Perspective*. Cambridge, MA: Harvard University Press.
- Gill, Indermit and Homi Kharas (2007) *An East Asian Renaissance—Ideas for Economic Growth*. Washington DC: The World Bank.
- He, Jianwu and Louis Kuijs (2007) "Rebalancing China's Economy—Modeling a Policy Package", World Bank China Research Paper No. 7.
- Hofman, Bert and Jinglian Wu (2009) "Explaining China's Development and Reforms" Commission on Growth and Development Working Paper No. 50.
- Hsieh, Chiang-Tai and Peter Klenow (2009) "Misallocation and Manufacturing TFP in China and India". *Quarterly Journal of Economics*. 124(4):1403–1448.
- Hu, Jiangyun (2008) "Industrial Policies and the Development of China's Large Auto Groups". In Wenkui Zhang (ed.) 2007 Annual Report of the Development of China's Large Enterprise Groups, China Development Publishing House, 2008 (in Chinese).
- Huang, Yiping (2010) "Dissecting the China Puzzle: Asymmetric Liberalization and Cost Distortion." *Asian Economic Policy Review* 5, pp. 281–295.
- Huang, Yiping, and Bijung Wang (2010) "Cost Distortions and Structural Imbalances in China" *China & World Economy*, Vol. 18, No. 4.
- Huang, Yiping and Kunyu Tao (2010) "Causes and Remedies of China's External Imbalances." China Center for Economic Research Working Paper No. 2010–02.
- Huang, Yukon (2011) "Background Note: China's Policy Reforms—Why They Worked." Processed, April 26.
- Jacoby, Hanan, Guo Li and Scott Rozelle (2002) "Hazards of Expropriation: Tenure Insecurity and Investment in Rural China," *American Economic Review*. Vol. 92(5)
- Jiang, Feitao and Xiaoping Li (2010) "Market Intervention Directly and Competition Restriction: the Orientation and Fundamental Flaws of China's industrial Policy." *China Industrial Economics*, 2010(9). (in Chinese).
- Jiang, Xiaojuan (2010) "Institution reform and industrial development—Studies on courses and cases", Beijing Normal University Publishing. (in Chinese).
- Jin, Songqing and Klaus Deininger (2009) "Land rental markets in the process of rural structural transformation: Productivity and equity impacts from China." *Journal of Comparative Economics* 37, pp. 629–646.
- Kuijs, Louis (2010) "China Through 2020—a Macroeconomic Scenario", World Bank China Research Working Paper No. 9.
- Kuijs, Louis and Gao Xu (2008) "China's Fiscal Policy—Moving to Center Stage." Paper written for the Stanford Center for International Development conference on Social Services, Regulation and Finance.
- Kuijs, Louis and Tao Wang (2006) "China's Pattern of Growth, Moving to Sustainability and Reducing Inequality", *China and the World Economy*, January 2006.
- Landesa (2011) "Preliminary Survey Findings on Chinese Farmers' Land Rights and Future Reforms", presentation slides.
- Lardy, Nicholas R. (2007) "China: Rebalancing Economic Growth". In *The China Balance Sheet in 2007 and Beyond* (Washington, DC: CSIS and Peterson Institute for International Economics).
- Lee, Jong-Wha and Kiseok Hong (2010) "Economic Growth in Asia: Determinants and Prospects." Asian Development Bank Working Paper Series No. 220, September.
- Leipziger, Danny M. and Vinod Thomas (1993) *The Lessons of East Asia: An Overview of Country Experience*. (Washington, DC: The World Bank).
- Leipziger, Danny M., Claudio Frischtak, Homi J. Kharas and John F. Normand (1997) "Mercosur: Integration and Industrial Policy."
- Li, Guo (1999) *The Economics of Land Tenure and Property Rights in China's Agricultural Sector*. Unpublished Ph.D. dissertation, Stanford University.
- Li, Shaomin and Jun Xia (2008) "The roles and performance of state firms and non-state firms in China's economic transition." *World Development* 36, No. 1, pp. 39–54.

- Lin, Justin Yifu (1992) "Rural Reforms and Agricultural Growth in China." *American Economic Review*, 82, No. 1, March, pp. 34–51.
- Lin, Justin Yifu (2010) "The China Miracle Demystified." Paper presented at the Econometric Society World Congress, Shanghai, August 19.
- Lin, Justin Yifu (2011) "China and the Global Economy." Remarks at the 20th Anniversary of the Hong Kong University of Science and Technology, March 23.
- Liu, Lili (2010) "Strengthening Subnational Debt Financing and Managing Risks." *Review of Economic Research*; Ministry of Finance, China; August 16, 2010, 46 F-9. Beijing.
- Liu, Lili and Juan Pradelli (2011) "China Financing Infrastructure and Monitoring Fiscal Risks at Subnational Level: Strategic Considerations and Policy Options." Forthcoming Policy Note, World Bank Beijing Office.
- Liu, Lili and Steven Webb (2011) "Laws for Fiscal Responsibility for Subnational Discipline: International Experience." *World Bank Policy Research Working Paper*, #5587.
- Liu, Shijin (2008) "Market Openness, competition and industrial advancing—debates and important experience in past 30 years of China's auto industry." *Management World*, 2008(12). (in Chinese).
- Liu, Xiaoxuan and Xiaoyan Zhou (2009) "How the Financial Resources are Allocated to the Real Economy in China — Test for Relationships Between the Financial and Industrial Sector." Working paper.
- Luo, Xubei (2005) "Growth Spillover Effects and Regional Development Patterns: The Case of Chinese Provinces", *World Bank Policy Research Working Paper*, #3652. Washington, DC: World Bank.
- Ma, Guonan and Wang Yi (2010) "China's high saving rate: Myth and reality." BIS Working Papers No. 312, June.
- Manning, Nicholas and Neil Parison (2004) "Determining the Structure and Functions of Government: Program and Functional Reviews". WB Russia CSR team Working Paper 36135.
- Ministry of Finance (2011) "Report on the Implementation of the Central and Local Budgets for 2010 and on the Draft Central and Local Budgets for 2011." Presented to the Fourth Session of the Eleventh National People's Congress, March 5.
- Ministry of Finance. "Finance Yearbook of China." (《中国财政年鉴》 in Chinese.) various issues. China Finance Publishing House. Beijing.
- Mullan, Katrina, Pauline Grosjean and Andreas Kontoleon (2010) "Land Tenure Arrangements and Rural-Urban Migration in China." *World Development*, 39 (1), pp. 123–133.
- National Bureau of Statistics. "China Statistical Yearbook." Various issues. China Statistical Publishing House. Beijing.
- Naughton, Barry (2007) "China's State Sector, Industrial Policies and the 11th Five Year Plan." Testimony before the US-China Economic and Security Review Commission Hearing, May 24.
- Naughton, Barry (2011) "What Price Continuity?" *China Leadership Monitor* 34.
- OECD (2006) "Current Situation of the Chinese Steel Industry." Report DSTI/SU/SC(2006)9
- OECD (2010) *Economic Survey of China 2010* (Paris: Organisation for Economic Cooperation and Development).
- Ou, Xinqian and Jiang Liu (2007) *China's industrial development and industrial policy*. (Beijing: Xinhua Press) (in Chinese).
- Owen, Bruce and Wentong Zheng (2007) "China's Competition Policy Reforms: The Antimonopoly Law and Beyond." Stanford Institute for Economic Policy Research Discussion Paper No. 06-32.
- Pan, Jane (2010) "Focus: China's private airlines." <http://www.flightglobal.com/articles/2010/05/18/342125/focus-chinas-private-airlines.html>
- Ravallion, Martin and Shaohua Chen (2004) "China's (Uneven) Progress Against Poverty." World Bank Policy Research Working Paper No. 3408.
- Rosenstein-Rodan, P.N. (1961) "Notes on the Theory of Big Push", in H. Ellis and H. Wallich, eds., 1961.
- Rozelle, Scott and Guo Li (1998) "Village Leaders and Land-Rights Formation in China." *American Economic Review*, Vol. 88, No. 2. Pp. 433–438.
- Schmitt, Ulrich (2011) "China: Land Policies for a Harmonious, High Income Society." Background paper for this report. July.
- Schneider, Jacob (2010) "Administrative Monopoly and China's New Anti-Monopoly Law: Lessons from Europe's State Aid Doctrine." *Washington University Law Review* 87, pp. 869–95.
- Shi, Yaodong and Zhonghong Wang (2011) "Evaluation on China's industrial policy—Based on Auto Industry." DRC internal report, January. (in Chinese).
- Song, Zheng Michael, Kjetil Storesletten and Fabrizio Zilibotti (2009) "Growing Like China." CEPR Discussion Paper No. 7149, January.

- State Information Center (2007) “Energy Saving and Emission Reduction: the New Start of China’s Industrial Policy”, Working Paper (in Chinese).
- Stern, Nicholas (2011) “Raising Consumption, Maintaining Growth and Reducing Emissions.” Paper for China Development Forum, March.
- Sutherland, Dylan and Lutao Ning (2008) “Exploring and Explaining the Extent of Concentration and Diversification in Chinese Business Groups”. Processed.
- Tian, Lihui (2007) “Does government intervention help the automobile industry? A comparison with the Chinese computer industry.” *Economic Systems* 31, pp. 364–74.
- UNCTAD (2002) “Application of Competition Law: Exemptions and Exceptions”. UNCTAD/DITC/cLP/Misc.25
- Vincellette, Gallina, Alvaro Manoel, Ardo Hansson and Louis Kuijs (2011) “China: Global Crisis Avoided, Robust Economic Growth Sustained. In Mustapha K. Nabli, ed., *The Great Recession and Developing Countries: Economic Impact and Growth Prospects* (Washington, DC: The World Bank).
- Wang, Hui, Tan Tao and Joyce Yanyun Man (2010) “To Reallocate or Not? Reconsidering the Dilemma for China’s Agricultural Land Tenure Policy”, Peking University—Lincoln Institute Working Paper Series No. 040, October.
- Weiss, John (2005) “Export Growth and Industrial Policy: Lessons from the East Asian Miracle Experience.” ADB Institute Discussion Paper No. 26, February.
- Westphal, Larry E. (1990) “Industrial Policy in an Export-Propelled Economy: Lessons from South Korea’s Experience.” *Journal of Economic Perspectives* 4, No. 3, Summer, pp. 41–59.
- World Bank (2006) “Fiscal Policy for Growth and Development: An Interim Report.” Washington, DC: World Bank
- World Bank (2007) “China: Improving Rural Public Finance for the Harmonious Society.” Washington, DC: World Bank
- World Bank (2009a) From Poor Areas to Poor People: China’s Evolving Poverty Reduction Agenda; An Assessment of Poverty and Inequality in China. (Washington, DC: The World Bank)
- World Bank (2009b) “GET Note: Functional Reviews & Alternative Service Delivery”. “Recently Asked Questions” Series 53458, August 2009, Washington, DC: World Bank
- World Bank (2009c) *Mid-Term Evaluation of China’s 11th 5 Year Plan*. (Washington, DC: The World Bank)
- World Bank (2009d) World Development Report 2009: Reshaping Economic Geography. (Washington, DC: The World Bank)
- World Bank (2010a) “Effective Discipline with Adequate Autonomy: the Direction for Further Reform of China’s SOE Dividend Policy.” Policy Note.
- World Bank (2010b) China Land Transfer and Registration Technical Assistance: Report on Survey of Rural Households and Other Stakeholders in Anhui and Shandong Provinces.
- Wu, Jianglian, Junkuo Zhang, and Shijin Liu (1998) “The Strategic Restructuring of the State Sector”, China Development Press. (in Chinese).
- Xiang, Anbo (2011) “Growth and Strategy Variance of China’s Emerging Large-scale Enterprise”, working paper. (in Chinese).
- Xu, Shanda (2006) “On the Consistency of Tax Attribution and Tax Source”, paper presented on the High-level Roundtable Conference of Public Finance and Building a Harmonious Society, Beijing, June 27–28, 2006 (in Chinese).
- Yang, Weimin (2004) Research on Integrated Policies for China’s Sustainable Industrial Development. China Market Press. (in Chinese).
- Yuan, Lei (2010) “The effectiveness evaluation of 10 industrial adjustment and promotion plans”, *China Economy and Trade Magazine* (zhongguo jingmao daokan), October (in Chinese)
- Yusuf, Shahid and Kaoru Nabeshima (2010) *Changing the Industrial Geography in Asia* (Washington, DC: The World Bank)
- Zhang, Wenkui (2010) “The Direction and Task for China’s SOEs Reform in the 12th five-Year Plan Period”, DRC Research Report, No. 203. (in Chinese).
- Zhang, Xiaobo and Kong-Yam Tan (2007) “Incremental Reform and Distortions in China’s Product and Factor Markets.” *The World Bank Economic Review* 21 (No. 2), pp. 279–99.
- Zhao, Min (2011) “China: Fiscal Policies for a Harmonious, High Income Society.” Background paper for this report. July.

Supporting Report 2

China's Growth through Technological Convergence and Innovation

Summary	163
Introduction	166
I. Growth Drivers: Betting on TFP	167
II. Building Technological Capacity	175
III. The Road to Innovation: Assets and Speed Bumps	183
IV. Defining Policy Priorities	189
V. Some Key Areas for Innovation	201
Annex A: Annex Tables	208
References	219

Executive Summary

Income gaps among countries are largely explained by differences in productivity. By raising the capital/labor ratio and rapidly assimilating technologies across a wide range of activities, China has increased factor productivity manifold since 1980 and entered the ranks of middle income countries. With the launch of the 12th FYP, China has re-affirmed its goal of becoming a moderately prosperous society by 2020. This report maintains that China can become a high income country by 2030 through a strategy combining high levels of investment with rapid advances in technology comparable to that of Japan from the 1960s through the 1970s and Korea's from the 1980s through the end of the century. During the next decade, more of the gains in productivity are likely to derive from technology absorption and adaptation supplemented by incremental innovation, while high levels of investment will remain an important source of growth in China through deepening and embodied technological change. By 2030, China expects to have pulled abreast technologically of the most advanced countries and increasingly, its growth will be paced by innovation which pushes outwards the technology frontier in areas of acquired comparative advantage. Both technology catching-up through technological absorption and innovation at the technological frontiers will rest on the success of a number of policies focused on: effective competition, the composition of the business sector and its strategic orientation; agile policymaking and robust regulation which minimizes the risk of crises e.g. from asset bubbles that can depress innovative activity, and which positions the economy to seize evolving opportunities; skill development; R&D; national and international networking to promote innovation; and the nurturing of innovation especially in the areas of green technologies, health and medical services, urbanization modes, and in major urban centers.

A competitive market environment is the precondition for a steady improvement in productivity. Starting in the late 1980s, for example, market-enhancing reforms increased entry of foreign and private firms and stimulated competition in most manufacturing sub-sectors. Even in some "strategic" or "pillar" industries (for example, airlines and telecommunications), the breaking up and corporatization or exit of incumbent mainly state owned providers in the 1990s, strengthened competitive pressures. More recently, the phasing out of tax incentives, which had favored foreign investors, stimulated competition by leveling the playing field with domestically-owned firms. China's WTO accession in 2001 increased competition from imports and the large volume of FDI has led to a further intensification of competitive pressures. Sustaining this trend through further institutional reforms and measures to enhance the supply of risk capital, will be critical to the making of an innovative economy, as it will induce the deepening of the private sector, reduce barriers to firm entry and exit, promote the growth of dynamic SMEs, prod the SOEs to raise their game (and pave the way for further reform), and result in national market integration as well as much needed regional or local specialization of industry.

The speed with which advanced technologies diffuse and the capacity to innovate will be keyed to the availability of a vast range of technical and soft skills for example, management, research, design and production, effectively harnessing IT support, and marketing and customer relationships. By 2030, China is expected to have up to 200 million college graduates, more than the entire workforce of the United States. Moreover, university-level education is improving—China now has 11 universities in the top-ranked 200 universities of the world.¹ Even so, the quality of tertiary education more broadly is a matter of concern and some employers are experiencing a serious shortage of the skills required to upgrade processes and the product mix. For China to become an innovative knowledge economy, increased investment in human capital will be critical to the building of analytic and complex reasoning capabilities, enhancing

¹As ranked by the Times Higher Education Supplement 2011. The list includes universities in Hong Kong (China). <http://www.topuniversities.com/world-university-rankings/qs-world-university-rankings-2011>

scientific literacy and the knowledge base of students, encouraging creativity and instilling communication and teamwork skills. Raising the volume and quality of skills demands innovation in pedagogical techniques with greater use of multimedia and flexible online training customized to the varying needs of students so as to raise the productivity of the education sector overall and to maximize the benefits from the limited pool of talented instructors and the available physical facilities. Traditional standardized approaches to training by way of lectures to large classes may need to be rethought with institutions being encouraged to experiment and given the autonomy to do so.

China's spending on R&D is on a steep upward trend. This will increase the production of ideas and prepare the ground for innovation. But because most applied research and innovation are done within firms and the majority of scientists will be employed by businesses, the commercializing of ideas will flourish and drive productivity when firms make innovation a central plank of their business strategies. How quickly firms take advantage of the knowledge capital being created by R&D will be a function of market growth and competition, the quality of the workforce and fiscal and other incentives prioritizing research intensive activities. Agricultural research will also continue to contribute substantially to productivity gains, price stability and to food security.

An adequate volume of much needed basic research, by virtue of its public good characteristics, will depend upon government initiatives and funding. Government agencies, key universities and research institutions and some large corporations, will need to take the lead especially in the high risk, blue skies research through well targeted incentives, by committing a sufficient (and sustained) volume of funding to high-caliber institutions, and by means of prizes and awards. In the U.S, the National Institutes of Health have played a central role in boosting innovations in life sciences, as have agencies such as the Departments of Defense, Energy and Agriculture and DARPA.

Increased publishing of scientific papers and patenting is likely to have only a small impact on productivity growth—even if China is able to raise R&D spending to 2.2% of GDP by 2020—unless the quality of this research and its commercial relevance and uptake is substantially increased. Good research must be complemented by a stringent and disciplined process of evaluation and refereeing of research programs and findings with the feedback incorporated in policies. The research community needs to take the initiative here and uphold ethics and set high standards, with public agencies providing the ground rules. Universities can also more actively reach out to the business community in order to maximize the relevance of the research conducted, and serve the cause of learning by promoting public lectures, exhibitions, and contributing to the teaching of science in local schools. Beyond that, it is up to firms to transform research findings into profitable products and services.

The central government can help build countrywide research networks to mobilize national talent, and create consortia comprised of firms from inland and coastal areas so as to raise the technological levels of all participants through cross fertilization. Similar consortia have been successfully sponsored by governments in Japan, the U.S. and Taiwan (China) and they can help China develop more firms that are “global challengers”. The domestic research networks should be incorporated into global research networks so that Chinese companies can also participate in research conducted in other parts of the world. Such participation and with it the creation of global research networks, will be promoted by measures that improve internal organizational and technological capacities and by policies that minimize protectionist tendencies in other countries.

Many high tech multinational corporations have invested in R&D facilities in China (including in inland cities such as Xian and Chengdu). This should be further encouraged because of its potentially significant long run spillover effects, the reputational gains for Chinese cities a few of which are fast becoming science hubs, and the contribution such research can make to industrial upgrading. Closer collaboration and partnerships with MNCs on the basis of mutual trust and recognition will contribute to the making of a dynamic and open innovation

system. In this context, an efficient and discriminating patenting system that learns from the experience of the U.S. and European systems (both of which are in the throes of reform) and effective protection of intellectual property especially in technologically dynamic fields such as biotechnology, nanotechnology, software and multimedia, will expedite the growth of China's innovation capabilities.

Smart cities will be the locus of technological innovation and of nascent green growth in China as in other advanced countries—and urban development strategy intersects with strategies for technology development and growth. Innovative cities take the lead in building large pools of human capital (especially in attracting many science and technology workers) and in embedding institutions that support the generating, debating, testing, and perfecting of new ideas. Innovative cities serve as the axes of regional and even international knowledge networks; they derive technological leverage from an industrial base that employs scientific and technological talent; they are home to a few leading, research oriented firms and provide a business environment conducive to the multiplication of SMEs; and they invest in state of the art digital networks and online services. Such cities thrive on the heterogeneity of knowledge workers drawn from all over the country—and the world. Moreover, such cities are closely integrated with other global centers of research and technology development. Finally, innovative cities are “sticky” because their knowledge environment, physical and cultural amenities, public services and quality of governance attracts and retains global talent.

International experience suggests that stickiness derives in large part from the presence of world class research universities which China is committed to creating. To succeed in stimulating urban innovation, China will need to endow its premier institutions with a measure of autonomy from government but also to ensure that they are disciplined by competition and indicators of performance and remain efficient providers of services. These universities must interact with employers to mix technical and soft skills as well as impart the latest industry know-how. China's front ranked schools must mobilize the funding and staff faculty positions to sustain cross disciplinary post graduate and post doctoral programs, introduce innovative approaches to imparting knowledge and analytical skills, and establish specialized, well staffed research institutes some of international standing. An important contribution universities can make to innovation is to groom the entrepreneurs of tomorrow who can transform ideas into commercial products and services.

With a yearly influx of over 10 million people to the cities, China needs to optimize the planning of urban development, build energy efficient mass public transportation systems and provide affordable housing and inculcate more sustainable urban life styles. Smart and green urbanization will stimulate both research on and the commercialization of green technologies. Energy pricing reform and the enforcing of national environmental and energy efficiency standards will create pressures to upgrade technologies and urban development will be the main venue for introducing new construction materials, and technologies for transport, heating and cooling and many others urban needs. Demand-side instruments such as government procurement and standard setting can also spur innovation. The key to success however, will lie in genuine open competition supported by sound and responsive policymaking.

China may need to develop a culture that encourages more people to boldly pursue new ideas and to push the frontiers of knowledge across a variety of fields.

Introduction

China is determined to become a global innovative powerhouse² by 2020. Policy analysis has shown that productivity gains from structural changes³ and technological catch-up⁴ will be largely exhausted within a decade and thereafter growth rates in the 6–7 percent range will be increasingly tied to productivity gains stemming from innovativeness in its several forms⁵. The purpose of this chapter is twofold: First is to examine the scope for productivity gains even as the technological gap between China and the advanced countries narrows and suggest how China could hasten the pace of technological catch-up by creating a more competitive economic environment and a world class innovation system. Second, is to sketch a menu of policies that could help to make innovation a major driver of growth in the new phase of development. The two are closely interrelated. Policies that promote technological catch-up over the medium run overlap with those that can enlarge innovation capacity over the longer term.

The report is divided into four parts. Part 1 underlines the increasing significance of total factor productivity growth (TFP) as a source of growth,⁶ describes China's performance since 1980 and examines sectoral trends. Part 2 reviews China's progress in building technological capacity. Part 3 assesses China's strengths and some of the constraints hindering the development of innovation capabilities. And Part 4 is devoted to the discussion of national and sub-national policies that would enable China to realize its ambition of eventually becoming an innovative nation on par with the U.S.⁷ Japan, Germany and Korea albeit one capable of sustaining a higher rate of growth than these mature economies.

²This is the projection in China's Science and Technology Medium-to-Long Term Plan. For more discussion and analysis, see Lu, 2006; Xu, 2006; Zhang, Liu and Lv, 2008; Lv 2009. An earlier book by Jon Sigurdson (2005) visualizes China as an emerging "Technological Superpower". See also Hu (2011, p. 95) who believes that by 2020, China will be an innovative country and the largest knowledge based society in the world.

³These are the findings of the DRC's Study on growth prospects. More than 320 million workers continue to derive their livelihoods from agriculture and this number is bound to shrink as agricultural productivity grows. Thus the transfer of workers from agriculture to more productive services will continue to yield a productivity bonus for some time. However, once this transfer is largely completed, the increasing share of non tradable services which historically have registered very small or negative increases in productivity, could slow future gains in productivity.

⁴Comin, Hobijn and Rovito (2006) ascribe the bulk of productivity differentials among countries to lags in the assimilation of technologies.

⁵In its original form as proposed by Joseph Schumpeter, innovation embraced new products, markets, sources of materials, new production processes, and new organizational forms. To these one can add, design and marketing and the list can go on. Dodgson and Gann (2010, p. 11) in their portrait of Josiah Wedgwood the renowned serial innovator maintain that the enduring truth about innovation is that it "involves new combinations of ideas, knowledge, skills and resources. [Wedgwood] was a master at combining the dramatic scientific, technological and artistic advances of his age with rapidly changing consumer demand. The way in which [Wedgwood] merged technological and market opportunities, art and manufacturing, creativity and commerce, is perhaps, his most profound lesson for us".

According to a recent survey by Hall (2011), product innovation was unambiguously more productive than process. In services, marketing, customer relations and the clever use of IT can be decisive.

⁶Jones and Romer (2009) explain the large differences in per capita GDP among countries with reference to both factor inputs and the residual. However, they note that "Differences in income and TFP across countries are large and highly correlated: poor countries are poor not only because they have less physical and human capital per worker than rich countries, but also because they use their inputs much less efficiently.

⁷Lester (2004, p. 5) observes that the real wellsprings of creativity in the U.S. economy are the, "capacity to integrate across organizational, intellectual and cultural boundaries, the capacity to experiment, and the habits of thought that allow us to make sense of radically ambiguous situations and to move forward in the face of uncertainty".

I. Growth Drivers: Betting on TFP

Among the larger East Asian economies only three⁸ were able to transition from middle to high income category during the second half of the 20th century. Japan did so in the 1960s,⁹ and Korea, and Taiwan (China) during the 1990s. Japan made the transition by means of a high investment, manufacturing sector-led growth strategy which combined technological catch-up with both incremental as well as disruptive innovations enabled by the government's industrial and technology policies but introduced by the private sector. The pocket transistor radio, the Walkman, compact automobiles and lean manufacturing¹⁰ were some of the disruptive innovations¹¹ introduced by Japanese firms which contributed to productivity gains and export successes.¹² South Korea and Taiwan (China) relied more on technological catch-up also facilitated by high levels of investment in manufacturing although both benefitted from incremental innovation as their industries matured. R&D facilitated technology absorption though its contribution to productivity growth via breakthrough innovation was quite limited through the late 1990s except in Japan which was in a different league from the other two with respect to its technological capabilities in the 1960s and earlier. While governments actively engaged in deepening human capital, improving access to financing and encouraging the borrowing and assimilation of technology, investment in productive assets, leading manufacturers assisted by clusters of smaller suppliers spearheaded technology absorption and innovation.¹³ Korea and Taiwan (China) graduated from the middle to the high-income group of economies largely on the basis of technological catch-up and the building of globally competitive electronics, transport and chemical industries with strong export performance. Korea and Taiwan (China) began strengthening their innovation systems in the 1980s through public and private investment in research infrastructure, systematic borrowing from overseas through licensing and other channels and the acceleration of technological progress¹⁴ during the 1990s and early 2000s enabled them to cross the threshold and become a member of the club of high income economies. The importance of innovation has continued to increase and is now paramount for all three economies as their industries are at the cutting edge and growth must lean more heavily on productivity gains deriving in part from successful innovation.

This experience has a number of implications for China's growth strategy. First is the need to fully exploit the potential of technological catching-up in industry and services for at least the next decade. During this period of time, original innovation based on technological breakthroughs may not be as common as innovations combining different existing technologies or

⁸ This count excludes Singapore and Hong Kong (China), which also achieved high income status but because of their size can shed very limited light on policies for China.

⁹ Japan differs from the other two because it was already an industrial power prior to WWII capable of fielding weaponry comparable to that of the Western nations. For comparative purposes however, the Japanese experience remains relevant.

¹⁰ The Toyota Motor Company was among the pacesetters borrowing, adapting and perfecting for Japanese conditions, techniques and ideas pioneered in the US.

¹¹ The story of how entrepreneurs and inventors transformed the Japanese electronics industry is well told by Johnstone (1999).

¹² Japan's technology development and innovativeness is the subject of two excellent volumes: Odagiri and Goto (1997); and Odagiri and Goto (1996).

¹³ The keiretsu in Japan, and the chaebol in Korea.

¹⁴ Among the innovations introduced by Korean companies was the 256 MB DRAM (by Samsung in 1998). The dedicated silicon foundry pioneered by Morris Chang at TSMC in 1987 was a fundamental innovation which transformed the chip manufacturing industry and opened the door to fabless chip designers (Perry 2011). See Mathews and Cho (2000); Breznitz (2007); and Hsueh, Hsu and Perkins (2001, specifically the Annex by Ying-yi Tu); and Brown and Linden (2009) on the technological development of Korea and Taiwan (China).

introducing innovative designs and special features customized for specific markets.¹⁵ Second, innovation capability takes years to accumulate and systematically defining and implementing an innovation strategy would begin yielding sizable dividends in the form of frontier expertise and groundbreaking discoveries,¹⁶ most likely in the 2020s and beyond when China would be more in need for a productivity boost from this source. Third the quality and efficiency of the innovation system deserves priority over indicators such as R&D spending, patents and published papers, after all, innovation should create wealth. And fourth, realizing productivity gains will be in the hands of the business sector and it is the dynamism of firms that will be the ultimate arbiter of growth enhancing innovativeness.

Accounting for China's Growth

A decomposition of China's growth rate is an appropriate starting point. Research conducted by Bosworth and Collins shows that physical capital and TFP¹⁷ contributed 3.2 percent and 3.8 percent respectively to China's GDP growth between 1978 and 2004.¹⁸ During the period 1993 to 2004, their shares were 4.2 percent and 4.0 percent respectively (Table 1)¹⁹ with industry overshadowing other sectors. Capital and TFP contributed 2.2 percent and 4.4 percent of industrial growth during 1978–2004 and 3.2 percent and 6.2 percent from 1993 to 2004 (Table 2). Agricultural output grew steadily at an average annual rate of 4.5 percent between 1978 and 2009, with TFP gains averaging 2 percent per annum. The performance of agriculture was aided by market incentives, ownership reform, land saving technologies and the diversification of production from grains to higher value items such as meat and vegetables. Chen, Jefferson and Zhang (2011) show that TFP rose even more rapidly in most manufacturing activities during 1981–2008, with electrical and nonelectrical machinery, office equipment and telecommunications subsectors which have benefitted most from technological change, in the forefront.²⁰ However, metal and non-metal industries, plastics, rubber, petrochemicals and paper achieved comparable gains. Ito and others (2008) reaffirmed these findings. Growth of TFP was strongest for machinery and motor vehicles during 1999–2004 (ranging from 2.71 percent p.a. to 2.83 percent p.a.). Glass and clay products and paper also registered large gains. (See Annex Table 1).

According to more recent estimates by Kuijs (2011), productivity growth slowed to 2.7 percent between 1995 and 2009 and the share of capital rose to 5.5 percent.²¹ Growth of

¹⁵ Breznitz and Murphree (2011) argue that China does not over the near term, need to master breakthroughs to achieve economic success. Instead, China can be a successful second-generation innovator since the spectrum of innovation possibilities is so wide. As to innovation and China's sustainable development, see Fang, Xin (2007), Scientific & technological innovation and sustainable development of China; also see Gao & Liu (2007)

¹⁶ Translating promising discoveries into profitable innovations can take many years if not decades. The high strength synthetic fiber Kevlar created by DuPont took 17 years to achieve commercial viability and it is not an exception.

¹⁷ TFP is one of the most widely used indicators of growth, but its worth for policymaking purposes is uncertain. Felipe (2008) for instance is outspokenly critical, claiming that "TFP a dubious, misleading and useless concept for policy making".

¹⁸ The sources of growth in China are estimated among others by Wang and Yao (2003); Badunenko, Henderson and Zelenyuk (2008) and Urel and Zebregs (2009), all of whom find that capital played the leading role. Time series analysis arrives at similar results. The many different estimates are surveyed by Chen, Jefferson and Zhang (2011).

¹⁹ See also the estimates on sources of growth and China's share of the world economy in OECD (2010).

²⁰ Jorgenson, Ho and Stiroh (2007).

²¹ Chen, Jefferson and Zhang (2011) ascribe the slowdown in TFP growth since 2001 to industrial policies that have reduced allocative efficiency, factor market distortions which divert financial resources to less productive uses and to the diminishing productivity bonus from structural change.

productivity in services also slowed from 1.9 percent (1978–2004) to just 0.9 percent per annum between 1993 and 2004 (Bosworth and Collins 2007).

TABLE 1 Sources of Growth (1978–2004)

Annual percentage rate of change

Period	Output	Employment	Output per Worker	Contribution of:			
				Physical Capital	Land	Education	Factor Productivity
Total							
1978-04	9.3	2.0	7.3	3.2	0.0	0.2	3.8
1993-04	9.7	1.2	8.5	4.2	0.0	0.2	4.0

Source: Bosworth and Collins (2007).

TABLE 2 Sources of Growth by Industrial and Services Sectors (1978–2004)

Annual percentage rate of change

Period	Output	Employment	Output per Worker	Contribution of:			
				Physical Capital	Education	Factor Productivity	
Industry							
1978-04	10.0	3.1	7.0	2.2	0.2	4.4	
1993-04	11.0	1.2	9.8	3.2	0.2	6.2	
Services							
1978-04	10.7	5.8	4.9	2.7	0.2	1.9	
1993-04	9.8	4.7	5.1	3.9	0.2	0.9	

Source: Bosworth and Collins (2007).

With capital spending subject to decreasing returns as is evident from the upward trend in ICORs,²² the scope for raising growth through larger injections of capital is being rapidly exhausted. Moreover, rebalancing of consumption spending will lead to a decline in the share of investment. At the same time, the structural transformation of the Chinese economy is entering a stage when productivity gains from the inter-sectoral transfer of resources will continue tapering.²³ In most OECD countries, TFP growth averaged less than 2.0 percent p.a. between 1995 and 2009,²⁴ the exceptions being Korea and Ireland each of which notched up rates of

²² Yu (2009). Perkins (2011) estimates that China's capital to output ratio has risen from 3.79 in the 1990s to 4.25 in 2000–2007 and to 4.89 in 2008–2009. With a ratio of investment to GDP approaching 50 percent in 2011, China is now investing far more than Japan did at the height of its boom and deriving a roughly equivalent amount of growth.

²³ Chen, Jefferson and Zhang (2011).

²⁴ Even at its peak, TFP growth was generally less than 3 percent for almost all countries. For example even during its years of rapid growth, Finland averaged 2.8 percent per annum.

2.7 percent and 3.1 percent respectively—although Ireland fell to 1.3 percent and Korea to 2.6 percent during 2005–2009.²⁵

International experience offers the following three pointers: First are the advantages of a continuing emphasis on those manufacturing industries that are likely to deliver the highest returns from catching-up so long as Chinese firms are quick to pursue technological possibilities and strive to maximize efficiency gains. These include industries such as electrical machinery, office and computing equipment, pharmaceuticals, aircraft, motor vehicles, and non-electrical machinery, which have demonstrated rapid improvements in technology because they are also the most R&D intensive (see van Pottelsberghe 2008).

Second, catching-up and innovation in services,²⁶ promoted by ICT, is likely to play a more prominent role over the longer run as the share of services in GDP will shortly begin to overshadow industry. This would involve incentivizing innovation by firms engaged in banking, insurance, retailing, real estate, logistics, and data services and also healthcare and education, two important and growing activities.

Third, lowering market barriers to the entry, growth and exit of firms, will contribute to economy wide improvements in productivity growth by intensifying competition and with it the process of creative destruction (McKinsey 2011).²⁷

The trends in manufacturing are promising. Chinese manufacturers of transport and telecommunications equipment, consumer electronics and textiles and garments are aggressively engaging in backward and forward integration moving from the assembly and testing of standardized products to the design and manufacture of differentiated parts and components and new products that generate higher profit margins.²⁸ These efforts if they are abetted by a consolidation of global production networks (partly because of the pull of agglomeration economies and partly also because of emerging supply chain vulnerabilities²⁹ and transaction costs), could increase the share of higher tech items produced domestically and steadily reduce the imported content of China's manufactured exports, which has already declined from 52.4 percent in 1997 to 50.6 percent in 2006 (Koopman, Wang and Wei 2009). This is likely to reverse past tendencies for imported inputs to increase initially as the skill intensity of production rose (see Moran 2011b).

Product space analysis pioneered by Hidalgo, Hausmann, Klinger and Rodrik suggests that the average sophistication of China's exports is Comparable to that of Malaysia, Thailand and the Philippines (Table 3).

²⁵ The estimates differ. Those above are from the OECD. See Groupe BPCE (2010); Fukao and others (2008); and OECD Statistics Portal <http://stats.oecd.org/Index.aspx?DatasetCode=MFP>

²⁶ Eichengreen (2010) observes that the growth of productivity in China's services sector barely exceeds 1 percent per annum as against 8 percent in industry and the sector conducts little of the R&D. He calls for a revolution in services in order to catch-up with the U.S.

²⁷ See Comin (2004).

²⁸ As noted earlier, China exports of manufactures overlap with those of the U.S., but wide differences in quality and technological sophistication remain.

²⁹ The Fukushima disaster has further sensitized companies to supply chain vulnerabilities.

TABLE 3 EXPY by country

Exporter	1980	1985	1990	1995	2000	2006
Bangladesh	1,483	2,772	3,347	4,097	3,773	5,927
China		5,009	8,231	8,152	9,296	11,743
Indonesia	4,897	4,721	6,481	6,242	8,543	8,291
India	5,783	6,337	7,028	6,335	6,694	9,329
Japan	14,019	14,689	14,449	12,842	13,484	14,532
Korea	9,803	10,180	10,258	10,557	11,681	13,719
Malaysia	4,433	5,137	7,912	9,577	10,875	11,897
Pakistan		4,181	4,084	3,944	4,480	5,323
Philippines	5,242	5,093	6,317	7,457	11,297	11,813
Singapore	8,311	9,113	11,248	12,449	12,912	15,079
Thailand	4,954	5,673	7,660	8,559	9,666	11,099
Taiwan (China)			10,874	11,107	12,364	14,481
Vietnam					5,806	7,190
Sri Lanka	2,888	3,423	4,261	4,561*	4,749*	5,148*

Since 1985, China has broadened its production base and through massive investment, enlarged production capacity and accelerated learning by doing.³⁰ As a consequence there is now a wide assortment of products that can be technologically upgraded and from which Chinese manufacturers can diversify into other related products (Figures 1 and 2). In product space terminology, more of the products lie in the densely networked core which multiplies options for industrial diversification and the scope for innovation.

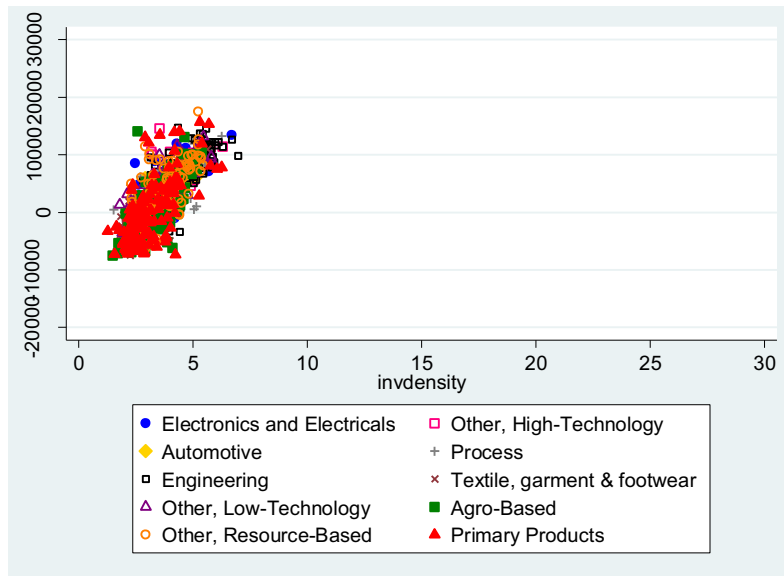
A closer inspection of the products in China's export basket with the highest densities that are upgrades, underscores the fact of China's rapid industrial progress. In 1987, the top 10 commodities with the highest densities, implying that they were more sophisticated than the average, were mainly low-tech items offering minimal opportunities for diversification (see Table 4). By 2006, the composition of the high-density products had altered radically with many opening avenues for upgrading into more technologically advanced products with better market prospects (see Table 5). Thus China's industrial capabilities are strengthening, as is its competitiveness relative to higher income countries. In recent years, the increase in product complexity and the share of products employing advanced technologies is linked to investment by MNCs in upscale manufacturing activities.³¹ These findings are similar to those of Felipe et al (2010).³²

³⁰ An aspect of learning highlighted by Levitt, List and Syverson (2011) and critical to the profitability of electronic component manufacturing for example but also of autos, is a reduction in the number of defects, a function of worker skills and familiarity with the production process and the plant's physical and organizational capital.

³¹ Koopman and others (2008, 2009).

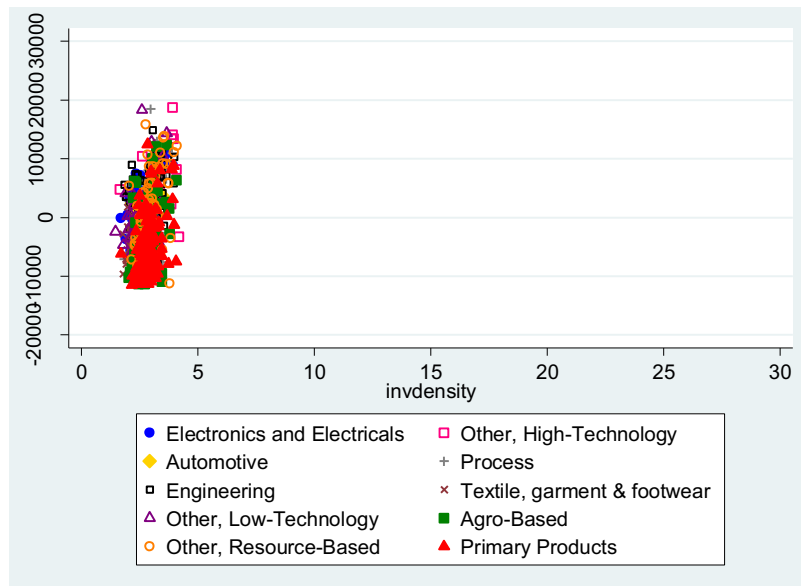
³² According to Felipe et al (2010) as early as the 1960s, China was exporting 105 commodities (with comparative advantage) from the 779 commodities in their sample, many more than either Korea or Brazil. By 2006, the number had risen to 269, well ahead of Japan (192). Of these, 100 products were from the core of the product space. China continues to export with comparative advantage 69 labor intensive products; its exports of machinery have risen from one in 1962 to 57; it has lost comparative advantage in less sophisticated metal products and gained it in products with higher PRODY. China has also forged ahead with telecommunication and electronic products and office equipment. As a consequence, the un-weighted PRODY of China's core exports rose from \$14,741 in 1962 to \$16,307 in 1980 to \$17,135 in 2006 (Felipe et al 2010, p.12)

FIGURE 1 Product Space (1987)



Source: Authors' calculations based on UN Comtrade data.

FIGURE 2 Product Space (2006)



Source: Authors' calculations based on UN Comtrade data.
 Note: * denotes that data is for the years 1994, 1999 and 2005.

TABLE 4 Top 10 “upscale” commodities with highest density (1987)

Short description	Density	Technology class	PRODY-EXPY
Pyrotechnic articles	0.655046	MT2	451
Manufactured goods, nes	0.558615	LT2	1,325
Children's toys, indoor games, etc	0.474168	LT2	3,163
Travelling rugs, blankets (non electric), not knitted or crocheted	0.461357	LT1	1,934
Umbrellas, canes and similar articles and parts thereof	0.458874	LT2	891
Base metal domestic articles, nes, and parts thereof, nes	0.455813	LT2	981
Other materials of animal origin, nes	0.451113	PP	447
Fabrics, woven, of sheep's or lambs' wool or of fine hair, nes	0.449691	LT1	4,309
Soya beans	0.439272	PP	534
Hydrocarbons derivatives, non-halogenated	0.436489	RB2	4,983

Source: Authors' calculations based on UN Comtrade data.

TABLE 5 Top 10 “upscale” commodities with highest density (2006)

Short description	Density	Technology Class	PRODY-EXPY
Optical instruments and apparatus	0.607906	HT2	4,818
Portable radio receivers	0.542989	MT3	5,612
Children's toys, indoor games, etc	0.528838	LT2	4,149
Other radio receivers	0.525168	MT3	3,470
Printed circuits, and parts thereof, nes	0.523646	MT3	3,574
Knitted, not elastic nor rubberized, of fibers other than synthetic	0.510308	LT1	1,775
Pins, needles, etc, of iron, steel; metal fittings for clothing	0.509124	LT2	219
Peripheral units, including control and adapting units	0.506912	HT1	506
Fabrics, woven, of continuous synthetic textile materials	0.497133	MT2	2,840
Pearls, not mounted, set or strung	0.49101	RB2	5,397

Source: Authors' calculations based on UN Comtrade data.

The trend in patenting during 2005–2009 indicates that the changing composition of manufacturing is serving to upgrade domestic technology. Residents of China who registered with the United States Patent and Trademark Office (USPTO) received the largest number of patents for electronic and electrical devices, followed by communications devices, software, pharmaceutical compounds and optical devices (Annex Table 2). Similarly, the overwhelming majority of patents granted to residents of China by the World Intellectual Property Organization (WIPO) were also for electronic, electrical and telecommunication devices followed by chemical³³ and

³³Data collected by Thomson Reuters shows that China's patent rankings by subsector are highest for chemical engineering—2nd after the US. The rankings are 4th or lower for other major subsectors (Zhou and Stembridge 2011).

biological products³⁴ and products grouped under the mechanical engineering category. The sectoral composition of patents held by Chinese residents favors electronics, electrical engineering and telecommunications and differs in this respect from the international distribution of categories as registered with the USPTO and the WIPO (Annex Table 3).

Among manufactured products, electronic, telecommunication and optical devices are likely to remain the technologically most dynamic products, the focus of innovation and a continuing source of increases in productivity in the world and in China. Chinese companies such as Huawei and ZTE are emerging as world leaders in the telecommunications sector and role models for others seeking to establish a significant presence in the global market.

Entry of firms by Subsector

China's emerging comparative advantage in manufacturing sub-sectors is supported by data on the entry of new firms. The subsectors with high rates of new entry are metal manufacturing, machinery, and electrical, computing and telecommunications equipment. Meanwhile, business, scientific and technical services are growing robustly as China urbanizes and consumption shifts more towards services. The statistics on firm entry for Guangdong (Annex Table 4) reaffirm the importance of garments and leather products as well as the strength of industries producing metal products, machinery and computing equipment. Business services are also a growth sector in Guangdong. Machinery and transport equipment and plastics are the favored subsectors in Zhejiang (Annex Table 4). And in both Zhejiang and in Beijing (Annex Table 4), the conspicuous growth drivers are business and scientific services as is the case in coastal provinces and across the nation. Urban development and the continuing structural transformation of the economy is facilitating the entry of small firms which in turn contributes to patenting and the introduction of new products (See Annex Table 5). Small firms are on the average more efficient in using R&D resources—financial and human—to generate patents (see Annex Tables 5, 6, and 7). Looking ahead, there is more room for growth of services activities and for competition that would raise efficiency.

The data on new domestic firms entering manufacturing subsectors is consistent with FDI data which shows that the two subsectors most favored by foreign investors are computers and other electronic equipment, followed by chemicals, universal machinery and special purpose machinery. The share of computers and electrical equipment while still high has declined since 2004, the shares of the others have remained largely stable (see Annex Table 8).

International experience suggests that the contribution of small and medium sized companies to innovation is likely to be increasing. And this desirable development can be facilitated by measures to reduce entry barriers, including transaction costs for SMEs and making it easier for them to access financing.

³⁴ The data generated by the Nature Publishing Group indicates that Chinese researchers are increasing their contribution to genetics, clinical medicine and structural biology (Nature Publishing Index 2010).

II. Building Technological Capacity

Prior to the industrial revolution in Europe, China led the world in technology.³⁵ After losing ground for over two hundred and fifty years, China is sparing no effort to become a global force in technology, and possibly even the leader, by 2030. China began piecing together a strategy starting in the 1980s with an emphasis on manufacturing capabilities and cost innovation in major product categories. The next step was to increase the acquisition of foreign intellectual property (IP) complemented by reverse engineering. Since the late 1990s, China has attempted to maximize technology transfer through foreign direct investment (FDI) in particular by encouraging multinational corporations (MNCs) to conduct more of their R&D in China.³⁶ The transfers and spillovers induced have fallen short of expectations with research analyzing Chinese and international experience suggesting—albeit with qualifications and exceptions—that MNCs thus far have generated few technological spillovers and those too mostly in the vertical plane and in high tech sectors.³⁷ In low tech ones, the spillover effects could be negative. Moreover, where MNCs fear that their IP might be compromised, they are reluctant to introduce the latest technologies or to conduct frontier research aside from taking other precautions to minimize technology leakage.³⁸ In the light of this experience, China is redoubling its own efforts at technological upgrading, indigenous innovation,³⁹ takeover of foreign firms and their brands by China's leading challengers, and determined efforts by Chinese firms to innovate, build their own brand image and expand their share of global markets.⁴⁰ This approach is exemplified by Lenovo (Tzeng 2011).

Planning Technology Development in China

The recently completed 11th Five-year plan stated that China would build competitive advantage based on science, technology, and innovation, and this is a prominent objective of the 12th Plan. In early 2006, the government announced its National Program Outline for Medium and Long Term Development of Science and Technology (2006–2020). Its key pillars include

³⁵ This leadership has been convincingly documented by the series of volumes on China's Science and Technology launched by Joseph Needham and published by Cambridge University Press <http://www.nri.org.uk/science.html>. See also Subramanian (2011) on why China is well placed to regain its earlier preeminence. Subramanian computes a dominance index based on a country's GDP, its trade and its status as a creditor. He is of the view, that as of 2010, China might already have pulled ahead of the US, and could be well in the forefront by 2030. And this dominance could very likely, extend to the technological domain.

³⁶ See Walsh (2003). Zhang and Long (2011) provides detailed analysis on MNC's investment in R&D activities in China.

³⁷ See Moran (2011a&b)

³⁸ See Moran (2011); Fu and Gong (2011); Tang and Hussler (2011); Bai, Lu and Tao (2010); and Fu, Pietrobelli, and Soete (2011).

³⁹ See Gao, Zhang and Liu (2007) on the efforts of Dawning and HiSense to cap manufacturing capability with own innovation.

⁴⁰ The Forbes Global 2000 generate \$30 trillion in revenue annual, equal to one half the global GDP. China still has only limited representation in this group—with less than 5 percent share of the revenue. The Chinese firms making headway in the sphere of manufacturing are Haier, Lenovo, BYD, Huawei and ZTE. Lenovo's experience with the acquisition of IBM's PC business and that of TCL with the takeover of Thomson's TV arm suggests that the acquisition of large foreign firms with brand names can bolster the fortunes of ambitious Chinese companies if they can muster the managerial expertise to harness and grow the reputational capital of the acquired foreign assets and cope with the challenges posed by transnational operations (On Lenovo's circumstances see "Short of Soft Skills" 2009). The acquisition of Volvo the Swedish carmaker by Geely, the privately owned, Hangzhou based Chinese manufacturer, will be another important test case of whether Chinese firms can turn around an ailing foreign company and effectively sustain and capitalize on its reputation.

indigenous innovation”, “a leap-forward in key areas,” “sustainable development”,⁴¹ and “setting the stage for the future.” The strategy calls for increasing R&D in priority areas including ICT, biotechnology, nano-sciences and nanotechnologies, materials, energy, and others;⁴² it seeks to encourage enterprise-led innovation; to strengthen intellectual property protection; create a favorable environment for S&T innovation; attract S&T talents; and improve the management and coordination of S&T. During the 11th Plan period, the central government’s outlay on science and technology rose by 22 percent per year. By 2010, R&D accounted for 1.75 percent of GDP and it is projected to reach 1.85 percent by end 2011.

Innovation and technology development are assigned a central role in the 12th FYP (2011–2015), with the highest priority given to:

- Strategic industries (energy-saving and environmental protection, next generation information technology, bio-technology, high-end manufacturing, new energy, new materials and clean-energy vehicles). A number of mega-projects with a focus on basic research are earmarked for a large injection of resources starting in 2011. Two that have been singled out are in the life sciences—on drug discovery and on major infectious diseases—reflecting the view that research on biopharmaceuticals and stem cells might lead to profitable innovations;
- Promoting enterprise-led innovation;
- Strengthening supporting services;
- Raising expenditure on research and development to 2.2% percent of GDP;⁴³
- Increasing rates of patenting to 3.3 per 10,000 people.

An increase in R&D is being complemented by investments in the physical infrastructure supporting technological upgrading.⁴⁴ Strengthening and more fully exploiting the potential of multimodal transport is helping to raise the efficiency of logistics. And massive investments in renewable sources of power, in a smart grid and rail transport, are expected to reduce energy consumption.⁴⁵ Mobile networks were serving 860 million users by 2010 an increase of 460 million over 2006. In 2010, 450 million users had access to broadband services, more than the total population of the United States⁴⁶ (Figure 3).

⁴¹ See Price and others (2011) on the success of China’s efforts to reduce the energy intensity of the economy by 20 percent during the course of the 11th Plan.

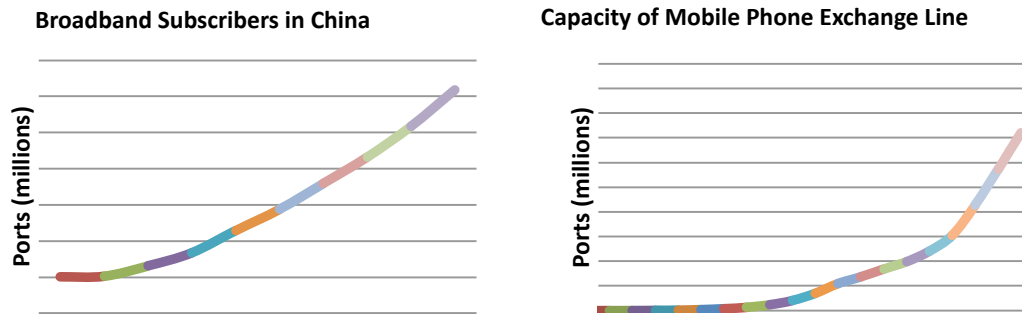
⁴² Other areas of emphasis are: energy-saving and environmental protection, next generation information technology, bio-technology, high-end manufacturing, new energy, new materials and clean-energy vehicles.

⁴³ Jian and Jefferson (2007) note that countries appear to experience a “S&T take-off” when their spending on R&D doubles as a share of GDP and begins to approach 2%. China has doubled its spending since the mid 1990s and on current trends will exceed 2% by 2014. “China Bets Big” (2011). According to one estimate of the returns to R&D, a 10 percent increase in spending per capita raises TFP by 1.6 percent over the longer term (Bravo-Ortega and Marin 2011).

⁴⁴ China has some of the best equipped laboratories in the world with state of the art measuring and testing devices. Computing power has also risen in leaps and bounds. As of November 2010, China was second only to the U.S. with 41 of the 500 fastest supercomputers in the world (IEEE April 2011). For a period of less than a year (2010–2011), China’s Tianhe -1A was the world’s fastest supercomputer, before being overtaken by the Fujitsu K computer. This might soon be eclipsed by IBM’s Mira computer.

⁴⁵ Installed electricity generating capacity rose from 350 GW in 2000 to over 900 GW in 2010 “China’s power generation capacity leaps above 900 million kilowatts, 2010”. Temporary shortages of coal and rising prices constrained supply from coal fired plants while inadequate rainfall reduced the supply of power from hydro sources in 2011.

⁴⁶ From Ministry of Industry and Information Technology’s “2010 Statistical Report on Telecommunications Industry”.

FIGURE 3 China's Communication Infrastructure and Mobile Networks

Source: China — Broadband Market — Overview and Statistics, June 2010, <http://www.docin.com/p-72386902.html>; CEIC database

Furthermore, full-time equivalent R&D personnel tripled, from 0.75 million to 2.3 million person-years; and the total number of personnel engaged in Science and Technology (S&T) activities reached 4.97 million in 2008. Some 6 percent of China's 1700 institutions of higher education are elite Project 211 entities⁴⁷ responsible for training four fifths of doctoral candidates, hosting 96 percent of key labs, and contributing 70 percent of the funding for university research. A total of 218 national priority labs now cover all the major scientific fields.⁴⁸

Between 1996 and 2000, China's global SCI ranking measured by publications increased from 14th to 2nd place.⁴⁹ The output of publications soared from 20,000 in 1998 to 112,000 in 2008 equal to 8.5 percent of global output of scientific publications. A study conducted by Britain's Royal Society found that between 2004 and 2008, China produced over one tenth of the published scientific articles as against a fifth by the U.S. putting China in 2nd place ahead of the U.K., which now accounts for 6.5 percent of publications as against 7.1 a decade ago.⁵⁰ Chinese research publications lead the field in materials science, physics, chemistry and mathematics. Moreover, Chinese research in nanoscience, which is likely to affect the development of advanced materials for example, is yielding promising results.⁵¹

However, as yet, China has relatively few high impact articles in any field (Simon and Cao 2009, Royal Society 2011) although according to the SSCI, China's citation ranking rose from 19th place in 1992–2001 to 13th in 1996–2005 to 10th place in 1998–2008 (Hu 2011, p. 102).

Mirroring the trend in publications, the number of patents granted to Chinese enterprises dramatically increased from 5,386 in 1995 to 76,379 in 2006.⁵² The number of patent applications to the WIPO increased from a little fewer than 23,000 in 1996 to 290,000 in 2008 (Hu 2011, p. 103).⁵³ A continuing sharp increase through 2009 propelled China to 5th place in

⁴⁷ China is attempting to groom up to 100 universities (including the 75 under the MOE) into top flight world class universities—through the 211 and the 985 program (buttressed by the 863 and 973 programs). Currently about 40 are being targeted by the 985 program.

⁴⁸ Worldwide spending on R&D amounted to \$1.1 trillion in 2007 with spending by Asian countries surpassing that of the EU and approaching that of the U.S (National Science Board 2010).

⁴⁹ See Adams, King and Ma (2009).

⁵⁰ "China shoots up rankings as science power, study finds" 2011. See also Gao and Guan ((2009) on the increasing rate of China's S&T output relative to GDP growth.

⁵¹ See fnnt 68 and Hassan (2005); Bai (2005); Preschitschek and Bresser (2010); Italian Trade Commission (2009); and Leydesdorff (2008).

⁵² Patenting is an unreliable indicator of innovation and as patent offices have experienced an increase in applications, their ability to filter the good from the innocuous has declined—especially the filtering of business model, process and software patents applications. Many if not most patents never lead to any commercial outcomes.

⁵³ The National Patent Development Strategy (2011–2020) envisages that patent applications of all kinds will increase from 1.2 million in 2010 to 2 million in 2015 and overseas applications by Chinese residents will double.

WIPO's rankings, but again quantity has not yet been matched by the quality of the patents.⁵⁴ Incentives to patent (including incentives offered by provincial authorities)⁵⁵ have produced a flood of minor design and utility patents⁵⁶ contributing little to advances in knowledge or commercial innovation.⁵⁷ Most of the high and mid value patents are being registered by MNCs (See Boeing and Sandner 2011 and Table 9).⁵⁸ Triadic patent filings (with the patent offices of the US, the EU and Japan), a better measure of the worth of a patent, while increasing are few in number. In 2009, China ranked 11th in the world having filed 667 triadic patents as against 1959 by Korea, 12,715 by the US, and 13,332 by Japan.⁵⁹ In 2010, the numbers of patent applications filed by Chinese residents to the United States Patent and Trademark Office (USPTO), the European Patent Office (EPO), and the Japan Patent Office (JPO), stood at 6978, 2049, and 1063 respectively, an increase of 19.6%, 35.7% and 37.7% respective to 2008.⁶⁰

By official count the number of S&T based private firms increased from just 7000 in 1986 to 150,000 in 2006⁶¹ and as of 2007, the assets of privately owned Chinese companies were approaching those of the SOEs not including the 100 largest (OECD 2010). Now a small number of Chinese firms, such as Huawei⁶² and ZTE in the ICT industry, Suntech Power in solar technologies and Dalian Machine Tool Group in engineering, have reached or are approaching the international technological frontier and demonstrating a growing ability to create technology.⁶³ Chinese companies are also mastering the latest technologies in areas such as auto assembly and components, PVCs, biopharmaceuticals,⁶⁴ nanotechnology,⁶⁵ stem

⁵⁴ See "China's patents push 2010". However, foreign patent applications comprise two thirds of all effective invention patents (Hu 2011).

⁵⁵ See Economist (2010, Oct 14th) and Li (2012), which refer to the generous incentives that are offered to researchers and companies and also to bureaucrats in patent offices to approve patents, many of which are of the utility model kind.

⁵⁶ Such patents, known as junk patents are not substantively examined or evaluated by the SIPO—the patent being granted with the minimum of scrutiny.

⁵⁷ Breznitz and Murphee (2011) observe that most innovation in China thus far is of an incremental sort. Firms in the ICT sector account for the majority of the USPTO and many of the SIPO filings. These firms according to Eberhardt, Hemers and Yu (2011) tend to be young, large, R&D intensive and outward oriented.

⁵⁸ http://transatlantic.sais-jhu.edu/bin/k/u/cornerstone_project_lundvall.pdf;
<http://www2.druid.dk/conferences/viewpaper.php?id=502529&cf=47>

⁵⁹ OECD Factbook 2011, <http://dx.doi.org/10.1787/888932505906>, The fewness of Triadic filings reflects also the high costs. Some firms take the PCT route (Patent Cooperation Treaty) which establishes a filing date and needs to be followed up with national filings, but permits some delay. See http://en.wikipedia.org/wiki/Patent_Cooperation_Treaty.

⁶⁰ Data supplied by the SIPO.

⁶¹ See Ministry of Science and Technology (2008).

⁶² In 2008, Huawei filed more international patents than any other company. It was also the leading filer of patents with SIPO during 1985–2006 with a 34 percent share. See Economist ("Patents Yes" 2010); and Eberhardt, Helmers and Yu (2011).

⁶³ Some of this technology is own generated, some is acquired through the takeover of foreign firms. For example, Dalian Machine tools purchased two businesses from Ingersoll International and bought a majority share in F. Zimmermann. Suntech Power acquired the Japanese MSK Corp and KSL-Kuttler Automation Systems in Germany (BCG 2009). See also Zhang, Zeng Mako and Seward (2009).

⁶⁴ Gwynne (2010) notes that Chinese Contract Research Organizations (such as Shanghai Genomics/GNI) are now offering services ranging from the development and production of biological drugs using recombinant DNA technology, and research on edible vaccines is on the rise. But overall, Chinese companies hold only a limited portfolio of pharmaceutical patents and lag in this field.

⁶⁵ Measured by PPP, China is likely to be spending more on nanotechnology research in 2011 than the US—\$2.25 billion vs. \$2.18 and several recently established nanotech centers are engaging in cutting edge research. See "China leapfrogs to the forefront of nanotechnology" (2011). On some views regarding the future directions of nanotechnology, see Manoharan (2008).

cell therapeutics,⁶⁶ and high density power batteries,⁶⁷ high speed trains,⁶⁸ telecommunication equipment, wind turbines,⁶⁹ single aisle passenger aircraft,⁷⁰ booster rockets, space satellites,⁷¹ supercomputers, shipping containers, internet services, electric power turbines, and many other products.⁷² Many of the companies introducing innovative products are state owned.

These achievements notwithstanding, the reality is that much of China's export oriented manufacturing industry is still engaged in processing and assembly operations, export competitiveness is predominantly based on low factor costs, and over one half of exports are produced by foreign owned firms or joint ventures. Foreign firms also account for over 85% percent of high tech exports since 1996 (Moran 2011b).⁷³ Having no big marquee brands or core technologies,⁷⁴ China reaps only a small portion of rents from high tech exports, which accrue, mainly to foreign designers and engineers.⁷⁵ The most illustrative example is the case of Apple's iPad and iPhone. All iPads and iPhones on sale worldwide are assembled in China by the Taiwanese company Foxconn with homegrown Chinese companies supplying not a single component. In the case of iPhone, the only value captured in China is the wage earned by Chinese assembly workers that accounted for 1.6% of the sales price, with Apple's profits accounting for 58.8%.⁷⁶

This jives with the rankings of China's technological capability presented below.

China versus other East Asian Economies

How does China's performance to date compare with that of the leading East Asian economies? In terms of growth, China has done better. Growth has been higher over a longer period buoyed by above average productivity gains. But the data on industrial value added and technological indicators suggest that there are plenty of rungs left to climb up the technology ladder. By pouring resources into S&T development, China has moved faster than most of its neighbors in laying the foundations of a world-class innovation system. However, the efficiency of the emerging innovation system is questionable, the quality will need improving and the urban dimension has been relatively neglected (see next section).

⁶⁶ Gwynne (2010).

⁶⁷ See Adams, King and Ma (2009) on China's R&D effort. Sinovel, Goldwind and Dongfang Electric were the top Chinese producers of wind turbines in 2009, ranked 3rd, 5th and 7th in the world respectively "List of wind turbine manufacturers 2011". China's BYD (Build Your Dreams) is a leader in high density batteries. These and other firms (such as the Galanz Group, the HiSense Group and SAIC) are among the New Challengers in BCG's list of 100 top firms in 2009.

⁶⁸ About one-half all-worldwide investment in high speed rail is occurring in China, and China's \$300 billion investment in this industry to date has created state of the art production facilities. See "China's rail exports will survive Wenzhou crash" (2011).

⁶⁹ Goldwind has co-developed a direct drive wind turbine which dispenses with the cost and inefficiencies of a gearbox. See Zhao (2011) on the development of PVCs in China, starting in the mid 1980s with two silicon cell assembly lines.

⁷⁰ The first flight of the COMAC C919 is scheduled for 2014, with an in-service target of 2016.

⁷¹ By 2011, China had launched over 100 satellites for purposes of surveillance, remote sensing, weather forecasting, telecommunications and most recently, navigation and positioning via the Beidou Navigation Satellite System. (See "Chinese Academy takes space under its wing" 2011; and "Beijing Adds Fuel to Global Space Race 2012). A space station is now in the works. See "China unveils its space station" 2011.

⁷² This list now includes stealthy jet fighter planes. See "Chengdu J-20 2011"; http://www.aviationweek.com/aw/generic/story.jsp?id=news/awst/2011/01/03/AW_01_03_2011_p18-279564.xml&channel=defense.

⁷³ See also <http://www.sts.org.cn/sjkl/gjscopy/data2010/2010-2.htm>.

⁷⁴ Lenovo and Haier now have the makings of global brands.

⁷⁵ For example, while Apple's i-iphone, is assembled in China, domestic producers earn an estimated \$25 of the retail price of a high end phone, and for a pair of Nike sneakers, China collects four cents on a dollar. Similarly, for a Logitech wireless mouse, China's share is only \$3 out of a retail sale price of \$40 (Promfret 2010). In general, the rents from manufactured products tend to be short lived because entry barriers are lower and competitors are quick to imitate successful items. The rents from innovations in organization and marketing or other process innovations tend to be more long lasting.

⁷⁶ Kraemer, Linden, and Dedrick (2011)

Starting in the 1980s, China began to reform its science and technology system, and initiated four programs—Key Technologies R&D (1982), Spark (1986), High-Technology Research and Development (“863”) (1986), and Torch (1988)—aimed at making science and technology serve economic growth and social development, and enhancing S&T capacity to complement its investment in manufacturing capabilities.⁷⁷ These and others reforms and programs introduced since, with the focus shifting to innovation after 1990, are now producing results. A number of multidimensional indices measuring capabilities across countries show that China is rapidly augmenting S&T skills, research infrastructure and assimilating information and communications technology (ICT).

According to a ranking of 40 countries produced by the Chinese Academy of Science and Technology for Development (CASTED), China is in 21st place with a point score of 58 as against 100 for the U.S. The index was constructed from five major sub-indices based on 31 indicators. The various subcomponents indicate that China’s performance has improved since 2000, in knowledge creation (now in 33rd place—a five point improvement) and innovation performance has risen sharply to 9th place. But as the report observes, efficiency, intensity and quality of research in China still lags behind the frontrunners—the U.S. Switzerland, Japan and Korea—it is seeking to match.

A second ranking of countries by innovativeness comes from the Information Technology and Innovation Foundation.⁷⁸ This index covers 40 countries and is based on measures of human capital, investment in R&D and numbers of scientific articles, entrepreneurship, IT, economic policy and economic performance—in other words, this index casts its net broadly. Singapore leads the ITIF list with a score of 73 followed by Sweden with the U.S. in 6th place and China ranked 33rd. The ITIF also prepares a separate ranking of the change in country scores to determine the scale of innovation effort and progress between 1999 and 2009. By this measure, China comes first, followed by Singapore and a number of Northern European countries. Interestingly, the U.S. ranks dead last in this listing because it is the country at the technological frontier in most areas and because of its weak performance on a number of counts.

The European Business School (2010) is the source of a third Innovation Capacity Index (ICI) resting on five pillars:⁷⁹ the institutional environment; human capital; training and social inclusion; the regulatory and legal framework; and the adoption and use of ICT. Sweden received the highest score and ranking in 2010–2011 followed by Switzerland and Singapore, Finland and the U.S. The ICI puts China in 64th place even though the report recognizes China’s vast potential and huge investment in technology. However, the report observes that China’s R&D base is still somewhat weak as are the regulatory and legal frameworks.

The European Innovation Scoreboard (IUS 2011)⁸⁰ compares China’s performance with reference to several benchmarks against the EU 27. The most recent report concludes that the countries of the EU are ahead of China according to most of the indicators of education and innovation capability. However, China is increasing its lead in the exports of medium and high tech exports and drawing abreast of the EU in tertiary education, international co-publication, business R&D and patenting, while the EU is extending its lead in public R&D expenditure and most cited publications.

INSEAD’s Global Innovation Index (GII) provides a fifth measure of China’s capabilities. This index ranks 125 countries with reference to measures of innovation input (e.g. institutions, human capital, infrastructure and market and business sophistication) and measures of innovation output, both scientific and creative. China was ranked 29th in 2011, the three top ranked countries being Switzerland, Sweden and Singapore. The GII like the European Innovation

⁷⁷ A full listing of national programs and policy initiatives from 1980 onwards can be found in Lv, 2010; Liu and others (2011). An overview of China’s S&T system can be found in Swissnex (2011).

⁷⁸ <http://archive.itif.org/index.php?id=226>

⁷⁹ http://www.innovationfordevelopmentreport.org/supplement/Supplement_ICI_profiles2010.pdf

⁸⁰ http://ec.europa.eu/research/innovation-union/pdf/iu-scoreboard-2010_en.pdf

Scorecard, points to China's improving performance—from 37th place in 2009 to 43rd place in 2010 before ascending to its current position.

A sixth index of “Science and Technology power” computed by Hu Angang, compares China with the four leading nations—the U.S., Japan, Germany and the UK—with reference to five capacities: publications, patents, computer usage, Internet access, and R&D spending. Each of these is given equal weight and Hu (2011, p. 110) finds that China's global share of S&T power rose from 0.82 percent in 1990 to nearly 4 percent in 2000 and to 9.7 percent in 2007 putting it in third place behind the U.S. and Japan.

These six by no means exhaust the indices of innovation capabilities. There are several others compiled by the World Economic Forum, the European Commission, the World Bank, UNCTAD ArCo, UNIDO and still others. All of them arrive at rankings for selected countries by fusing measures of competitiveness, scientific and technological knowledge, ICT and human capital. Information on these rankings and a synthetic index constructed by Archibugi and Coco, are helpfully summarized by Archibugi, Denni, and Filippetti (ADF 2009).⁸¹ According to this consolidated set of rankings, the first place is assigned to Sweden, followed by the U.S. Switzerland, Finland, Japan and Denmark. China is ranked 42nd. It's ranking by the selected indices ranging from 26th in the UNIDO index to 45th in the WEF index with other rankings clustered around 44th place.

Technology development and innovation is a fairly recent focus of China's development strategy,⁸² hence there are very few Chinese firms that can be counted among the technological leaders in their respective subsectors and are significant producers of intellectual property. Although the research infrastructure and numbers of researchers has expanded manifold, quality, experience, and the institutions that undergird innovation, remain weak. Leapfrogging into the ranks of the top five contenders in most of the indices, will depend upon the efficiency of China's technology policies and the response these policies elicit from the business sector,⁸³ academia and the providers of supporting services. It will also crucially depend upon the creating of an innovation system that is alive to the global and open nature of innovative activities and their locus in a number of cosmopolitan urban hotspots.

The Urban Dimension of Technology Development

S&T activities and industrialization are primarily urban phenomena and in East Asia, the most dynamic and fast growing industries have emerged in a relatively small number of cities. China's “reform and opening” since 1979 commenced with the establishment of 4 special economic zones privileged with incentives for export oriented industrialization which were subsequently extended in 1984 to 14 coastal cities and to several new coastal economic zones. These urban centers and regions triggered and have crucially sustained China's remarkable economic performance. They have served as the locus for integrated industrial clusters that share a common labor pool, facilitate buyer-supplier relationships, allow collaboration between firms to refine and develop technologies, and encourage joint efforts to create marketing, information gathering and training systems. Where cluster networking is taking root, it is internalizing technological spillovers and in the most successful cases, providing a virtuous balance between competition and cooperation. To foster clustering, cities are relying upon science parks, incubators and extension services, encouraging local universities to engage in research and to establish industrial linkages, inducing venture capitalists to invest in SMEs in the area, attracting a major anchor firm, local or foreign, that could trigger the in-migration of suppliers and imitators.

⁸¹ http://papers.ssrn.com/sol3/papers.cfm?abstract_id=1526666

⁸² The Chinese government formally adapted the “Strategy for Raising the Nation by relying on Science, Technology, and Education (KejiaoXinGuoZhanlue) in 1995”, and established the State Leading Group on Science, Technology and Education in 1998, headed by the then premier Zhu Rongji.

⁸³ See fnnt 35 on the initiatives by Chinese firms. One can add Huawei and ZTE to the list of indigenous innovators.

Higher level governments have reinforced these initiatives with investment in infrastructure and urban services and through a variety of tax and financial incentives (see Yusuf, Nabeshima and Yamashita 2008).

Some industrial clusters as in Zhejiang⁸⁴ and Guangdong materialized autonomously from long established traditions of entrepreneurship and the strengths of local networks; others congealed mostly as a result of initiatives taken by national and local governments.⁸⁵ In many instances, the attempts to create cluster dynamics failed even after a number of firms established production facilities at an urban location—which reflects the experience of cities worldwide. That notwithstanding, dense urban-industrial agglomerations, some with networked clusters of firms, have been vital for the growth of productivity, for technological change and for promoting further industrialization by opening opportunities and crowding in capital and skills.

Three major urban/industrial agglomerations—the Pearl River Delta region centered on Shenzhen, Dongguan, and Foshan, the Yangtze River region around the Shanghai-Suzhou axis and the Bohai region in the vicinity of Beijing and Tianjin—have spawned multiple clusters producing everything from toys, footwear and garments to computers, electronic components, autos and software.⁸⁶ Further industrial deepening in these three regions is continuing and in addition industrial agglomerations are expanding in a number of the inland cities, such as Chengdu, Chongqing, Xi'an, Hefei, Wuhan, and Shenyang. Some clusters are evolving from industrial parks, such as the Zhongguancun IT cluster (Beijing), the Pudong pharmaceutical cluster (Shanghai), and the Wuhan opto-electronics cluster (Hubei Province), but most clusters are still operating at the lower end of the industrial value chain, and lack horizontal integration (see Zeng 2010).

In spite of the rapid pace of industrial agglomeration nationwide, significant regional differentials remain between coastal and inland cities. Productivity (measured by the GDP output per labor force) of the East region is almost twice that in the Middle region and thrice that in the West region (see Annex Table 10). Scientific and technological advances measured by patenting, also are much higher in the coastal regions (Annex Table 11).

Technological capabilities and innovation would certainly benefit from a greater participation of major cities in the inland provinces, many of which have substantial manufacturing capabilities, growing stocks of human capital and strong tertiary institutions. A two-pronged approach that stimulates innovation in coastal urban areas and cultivates more specialized expertise in the leading inland urban centers would increase the likelihood of achieving growth objectives and also serve to reduce income and productivity gaps.⁸⁷ Inland cities are in a position to capitalize on favorable wage and rental gradients and with suitable investment, some could offer more affordable housing, recreational amenities, and public services to attract knowledge workers and high tech firms. According to a recent study by McKinsey (2011), China's mid-sized cities with excellent growth prospects—such as Wuhan and Zhengzhou—would be contributing more to GDP growth than the leading coastal megacities.

⁸⁴ See Huang, Zhang and Zhu (2008) on the footwear cluster of Wenzhou. Other clusters producing cigarette lighters and eyeglass frames have also flourished but as wages have risen, foreign demand weakened and credit tightened in 2011, the Wenzhou based clusters have come under considerable stress with weaker firms having to exit. Less well known is the industry in Hebei and Shandong. The so-called Gaoyang model—and its resilience through decades of turmoil—is the described by Grove (2006).

⁸⁵ Cluster development is characterized by a variety of typologies determined by country type, national policies and local business circumstances. See He and Fallah 2011; and Fleischer, Hu, McGuire and Zheng (2010) on the children's' garments cluster in Zhili township.

⁸⁶ See McGee and others (2007, esp. ch. 6).

⁸⁷ See Fan and Kanbur (2009) on regional income disparities and the measures employed to reduce them.

III. The Road to Innovation: Assets and Speed Bumps

The imperative of building domestic innovative capacity is entwined with the dynamics of knowledge diffusion and the large rents that can accrue to lead innovators and first movers. Once a country is at the technological frontier and cost advantages have largely disappeared, producing and capitalizing on a steady stream of innovations provides a degree of assurance against economic stagnation. A compelling finding that has emerged from the analysis of patent data is that the intricacies of the research techniques underlying new findings is transferred often through personal communication among a small number of researchers because they are tacit and not ready to be codified.⁸⁸ The circulation of new findings among firms in a cluster and between universities, research institutes and firms proceeds slowly and can take 3 years or more depending upon the nature of the technology, the type of firm, and expenditures by firms on R&D⁸⁹. A substantial body of research indicates that a few cities account for a high percentage of innovations and these cities share certain attributes that make them “sticky”⁹⁰ for knowledge networks and clusters. The persistence of this tendency in spite of great advances in communications presents a strong case for investment on research to push the technological frontier and to grow innovations locally in ‘sticky’ cities. The challenge for China is to arrive at a national innovation strategy that is cost efficient, optimally decentralized, rationally sequenced and urban-centric.

Tailwinds and Headwinds

In its pursuit of innovation as a driver of growth, China starts out with seven advantages:

First is the scale and wide ranging capabilities of its manufacturing sector which is reaching the point where products can be reverse engineered and new product lines brought into large scale production within months.⁹¹ This is being aided by the co-location of R&D and manufacturing in China's leading industrial centers that provide the foundations of a robust innovation system. Advanced countries faced with a hollowing of their industrial sectors are rediscovering this complementarity: once manufacturing capacity is severely eroded, the skills and capabilities undergirding innovation are also imperiled.⁹²

Second, having expanded its education system, China's efforts to innovate will be buoyed by the large supply of S&E skills, adequately meeting the demand for high-level skills that is likely to remain strong unlike the case in Japan for example.⁹³ Moreover, the increasing attention to the quality of schooling at all levels including the programs to develop world

⁸⁸ Meisenzahl and Mokyr (2011) observe that the innovations responsible for the industrial revolution in Britain was the work of a small band of inventors and a limited contingent of skilled craftsmen who helped realize the industrial potential of the innovations. Lane (2009) observes that San Diego owes 40,000 jobs in the life science and 12,800 jobs in electronics to the research of just four scientists at the UC San Diego.

⁸⁹ See Adams, Clemmons and Stephan (2006). Jaffe and Trajtenberg (1996) used patent citations to map the diffusion of knowledge. Others have observed that patents are only one of the avenues through which knowledge diffuses from universities. Certain informal means of communication are of greater importance. See Agrawal and Henderson (2002). Keller (2001a and 2001b) substantiates earlier work by Jaffe and by others.

⁹⁰ See Markusen's (1996) views on factors contributing to stickiness in slippery space.

⁹¹ This development noted by Stevenson-Yang and DeWoskin (2005) is unusual and affecting the value of intellectual property, the return on manufacturing and the speed with which manufactures are commodified.

⁹² This was the message of a major study conducted in the late 1980s by a group from MIT (See Dertouzos and others 1989). It is echoed by “When Factories Vanish, So Can Innovators” 2011; emphasized by Andy Grove: “How America Can Create Jobs 2010”; and reflected in the recent report by the President's Council of Advisors on Science and Technology Report to the President on Ensuring American Leadership in Advanced Manufacturing.

⁹³ See Nature (2011).

class universities⁹⁴ will reinforce the benefits from supply (See Yusuf and Nabeshima 2010). Shanghai's top ranked performance in the 2009 PISA tests⁹⁵ provided an inkling of what can be achieved through focused attention to raising quality of primary and secondary schools.⁹⁶ Similar progress in the quality of tertiary level graduates nationwide would provide a quicker boost to innovativeness and productivity.⁹⁷

Third is the elastic supply of patient capital to support innovative firms—that are currently in need of risk capital and new entrants attempting to commercialize promising ideas. Venture funds and China's private and state owned banks are meeting some of the demand especially in the coastal areas of the country but a gap in funding remains.

A fourth advantage derives from China's successful and penetration of the global market increasingly complemented by the expanding market of domestic urban middle class consumers.⁹⁸ A large domestic market attracts MNCs and innovators, allows domestic producers to attain scale economies, and permits the formation of clusters and agglomerations. It tests and winnows products and services and rewards winners. China's middle class is expected to double in the coming decade and double again in the next.⁹⁹ Foreign firms first flocked to China because it was an attractive platform for low cost manufacturing. However, during the past decade, the widening domestic market has added to the appeal of investment in China for their existing product lines and for new offerings.

Fifth is the pro-business, entrepreneurial culture (staunchly backed by local authorities) in several of China's provinces that is supportive of small firms and start-ups as is apparent in the Pearl River Delta, Zhejiang, Fujian and elsewhere. Entrepreneurship is not synonymous with innovativeness¹⁰⁰ but it can become a precursor as ideas and opportunities multiply. State sector reforms initiated in 1996–7 led to the exit, privatization, restructuring and corporatization of thousands of state and collective enterprises and galvanized the private sector. Since then, there is ample evidence of entry and exit of private firms and of smaller and medium sized publicly owned firms under conditions of frequently intense competition local and foreign.¹⁰¹ This is conducive to innovation—initially most firms are focused on cost innovation and customization for the domestic market but that can change. Companies such as Huawei, ZTE and

⁹⁴ The reforms underway to make Shanghai's Jiao Tong University into a powerhouse comparable to MIT are described by Wang, Wang and Liu (2011). And the making of high caliber universities is explained in detail by Salmi (2010) and Altbach and Salmi (2011). See also Kaiser (2010) on how MIT became what it is.

⁹⁵ "Top Test Scores From Shanghai Stun Educators 2010"; Science (2010).

⁹⁶ Students from Shanghai topped the list with a score of 575 in science and 600 in mathematics, and although the scores from a single city are not representative, the results demonstrate the potential China can exploit through improved schooling on a nationwide scale. Among the measures introduced by Shanghai to raise the quality of education are merit pay for teachers demonstrating results as measured by test scores; the designing of a new curriculum to prepare students for tertiary level training; its mandating for all schools; and rigorous testing (Chinese Lessons for the U.S. 2011).

⁹⁷ See Hanushek (2009); and Pritchett and Viarengo (2010) who draw attention to the upper tail of the distribution of student test scores and their association with GDP growth rates.

⁹⁸ There is a great deal being written on the Chinese middle class consumers and even discounting for the hype, the potential is clearly on the rise. See Cheng Li (2010); and PWC (2007); McKinsey Quarterly (2008); Economist (February 14th 2009) and Kharas (2009).

⁹⁹ Michael Porter pointed to the importance of the domestic market in stimulating the competitiveness of firms. See Bhide (2009); and Yu Zhou (2008). In PPP terms private consumption per head in China was only a tenth of the average for OECD countries, however, about 50 million households had incomes that exceeded 30 percent of U.S. households. (OECD 2010a).

¹⁰⁰ This has been noted by De Mayer and Garg (2005) who write that, "An examination of many success stories of Chinese entrepreneurship reveals that in fact these are success stories about trading, exploiting information asymmetry and property land deals. There is nothing wrong with these activities, but they are rarely about value creation through innovation".

¹⁰¹ This has resulted in corner cutting and environmentally damaging practices. See Midler (2011). The weakening of global demand and a tightening of monetary policy—to contain inflationary pressures—has increased the pressures on smaller firms.

Suntech, can serve as role models for other domestic companies to emulate as to how to become more innovative.

Sixth is the potential inherent in China's still underdeveloped and relatively unproductive services sector. The technology and productivity gaps in services are particularly large as are the opportunities for innovation. With the services sector expanding robustly and set to overhaul industry during the next decade, the low hanging fruit with regard to growth, productivity gains and employment are increasingly tilting towards the services, tradable and non-tradable. Among the thus far largely non-tradable services such as education and healthcare, IT related and other technological and process related advances in technology could lead to breakthrough outcomes. Indigenous innovations in marketing,¹⁰² online sales, after sales service, and in IT services, to name just a few, are already on the rise with many new firms entering the market. If the trend strengthens and it leads to the emergence of a few national giants as is happening in the U.S and Europe (with increasing MNC activity) and innovation intensifies (assuming no easing of innovation pressures), productivity gains in services could begin to equal or overshadow those arising from manufacturing.¹⁰³

Seventh, and finally, not only is China urbanizing but relatively early in the game, some Chinese cities are realizing that the productivity and growth of urban economies will rest upon the quality of life and on the resilience of cities which will be a function of urban design, the adequacy and efficiency of hard and soft infrastructures, the testing and adoption of green technologies, environmental quality, affordable housing, and how effectively cities—or entire metro regions—are managed and decisions coordinated. An urban development strategy, the objective of which is to build efficient, green and innovative cities, will create enormous opportunities for innovation in urban planning, metro transportation systems and green technologies. Successful innovation will be a function of both national strategy and its elaboration and regional implementation (Howells 2005).

These several advantages are counterbalanced by a number of challenges and constraints:

First China's macroeconomic policies need to encourage the growth of the domestic market rather than continue to focus industrial attention mainly on exports.¹⁰⁴ An increase in domestic household consumption (currently accounting for a little over a third of GDP) will have a positive impact on indigenous innovation privileging the wants of Chinese buyers.

Second, China's SOEs control a huge amount of physical assets¹⁰⁵ as well as human talent, and have yet to realize their full potential for innovation.¹⁰⁶ Due to lack of competition or effective corporate governance, some SOEs are indifferently managed¹⁰⁷ and less receptive to strategies that give primacy to growth through innovation.¹⁰⁸ Even when they invest in

¹⁰² This is where firms such as Lenovo have an advantage over foreign rivals such as Dell and HP and why foreign firms seeking to tap the Chinese market need by finding reliable and savvy Chinese partners.

¹⁰³ See Jorgenson, Ho and Samuels (2009) on the contribution to IT to productivity in services. Brynjolfsson and Saunders (2010) provide additional evidence.

¹⁰⁴ This is not to deny the innovation stimulating effects of exports, which over the near term are likely to be greater than those of the domestic market. However, now that China is the world's largest exporter (and the leading manufacturer with 19.8 percent of global output in 2010 as against 19.4 percent for the U.S.), a slowing of export growth and the concomitant restructuring of production and demand will increase the salience of domestic consumption on growth and on innovation—possibly of a different sort.

¹⁰⁵ See Hsueh (2011).

¹⁰⁶ Half of the national key laboratories operating in companies certified during the “11th five-year plan” period are located by SOEs owned by the central government. Large SOEs have also been actively participating in national research and development programs and steadily increasing investment in R&D. As mentioned previously, some SOEs have made impressive progresses in upgrading technologies and producing innovative products in fields such as passenger aircrafts, high speed trains, ultra high voltage electricity transmission, and space technologies etc.

¹⁰⁷ The contribution of managerial competence and dynamism to productivity and profitability is analyzed by Bloom and others 2010; and Bloom, Sadun and van Reenen 2009.

¹⁰⁸ See Brandt and Zhu (2010); and Dollar and Wei (2007) on the inefficiency of SOEs relative to their counterparts in other sectors.

R&D—which many are doing under pressure from the state—it tends to be unproductive and poorly integrated with the rest of their operations. Compared to smaller enterprises, the SOEs are not as efficient at converting resources into patents and innovations (Annex Tables 12 and 13 for the industrial sector and Annex Tables 14 and 15 for high tech industries only).¹⁰⁹ Growth of total factor productivity in the state sector averaged 1.52 percent per annum as against 4.56 percent per annum in the non-state sector.¹¹⁰ Extracting high returns from R&D requires managerial ingenuity and experimentation with organizational structures, incentives, an integration of research, production and marketing activities, and a long time horizon. Many small and medium-sized companies complain that some large companies, including large SOEs and multinational nationals, are abusing their market power by favoring their own connected companies and excluding other companies. This inhibits innovation by other companies.

Third, China's universities particularly the leading ones, are adding capacity and giving greater attention to research and its commercialization, but the procedures for recruiting faculty with superior qualifications from domestic and international sources¹¹¹ could be improved, and many university faculty members need more experience. Moreover, the quality of research is low, there are worries that faculty in the leading research universities are distracted from attention to teaching by the importance and financial rewards from consulting and those associated with publication and patenting. There are also widespread concerns over research ethics¹¹² and the rigor of peer review of publications and projects. There is too much pressure on researchers to produce and collectively raise China's standing in the world, and it is leading to dysfunctional outcomes. The scarcity of talented young researchers is also an issue confronting universities as they attempt to recruit individuals with foreign PhDs and/or overseas experience. The tendency to tenure full professors from overseas institutions encourages others to spend their most productive years abroad (Science, 2011, p. 834). Furthermore, although universities have embraced the "third mission" that of commercializing technology, the effects of university industry linkages on technological change have been minimal. Wu and Zhou (2011, p. 2) maintain that "the key role of universities so far centers not so much on cutting edge innovation but on adaptation and redevelopment of existing foreign technology and products . . . the contribution of UILs as a part of university R&D income was largely stagnant in absolute amount and declined sharply as a proportion of the total R&D income during the 2000s. . . . The third mission of universities seems stalled". This is consistent with other observations noted above regarding the current state of innovation in China.

Fourth China's venture capital (VC) industry is relatively inexperienced as are other providers of services to start-ups and growing high tech firms. Moreover, even with the emergence of local private VCs and the entry of foreign VCs, the industry remains dominated by government funded or controlled VCs (Zhang and others 2009). This is being corrected, and the amount of capital contributed by governments and solely state-owned investment institutions now accounts for less than 40% of the total amount raised by China's VC industry in 2010. However,¹¹³ more

¹⁰⁹ Although SOEs are less efficient users of R&D resources, they have a higher ratio of invention patents to total patent applications.

¹¹⁰ SOEs also tend to use four times as much capital per worker on average as firms in the private sector which is linked to their practice of reinvesting a portion of their profits in expanding production capacity—profits not generally being paid out as dividends or transferred to the Treasury. Easier access to credit from banks further encourages capital spending (OECD 2010b).

¹¹¹ Recruitment of Chinese and foreign faculty members from overseas to introduce higher quality talent and introduce greater diversity is ongoing with the offer of generous incentives however, the attempts to do so are producing limited results and encountering resistance domestically. See Science (2011) and the efforts by Shenzhen University <http://topics.scmp.com/news/china-news-watch/article/Shenzhen-University-in-global-search-for-top-talent>

¹¹² Plagiarism is a serious issue and one commented on in leading foreign publications. <http://factsanddetails.com/china.php?itemid=1651&catid=13&subcatid=82>; <http://www.npr.org/2011/08/03/138937778/plagiarism-plague-hinders-chinas-scientific-ambition>; <http://www.nytimes.com/2010/10/07/world/asia/07fraud.html>

¹¹³ See Venture Capital Development in China 2011 (edited by Wang and others, 2011), summary Page II.

support to newly created companies is still required. In the meantime, entrepreneurs continue to lack the mentoring, professional assistance, networking links and market insights, which are invaluable for young firms.¹¹⁴ Moreover, some VCs are complain that exit is hindered because it takes too long for VC backed companies to be listed in the GEM.

Fifth, Chinese firms need to work closely with MNCs to build innovation capabilities and it is in the interests of both parties to create a robust innovation infrastructure. But MNCs may hesitate if they have to worry about IP protection, exclusion from government contracts, newly introduced indigenous standards, rising domestic content requirements, and pressure to transfer technology to China in exchange for market access.¹¹⁵ Innovation policies need to establish greater trust between the government and foreign investors and stronger institutions that validate and operationalize the mutuality of interests. Western European experience starting in the 1960s, suggests that once such trust and faith in institutions is established, technological transfer and spillovers begin to rise and MNCs are ready to localize their latest production techniques. The European experience differs from that of developing economies, however, given China's size and long term importance for MNCs, it can learn from Europe and invest in the institutions, business practices and cultural mores which undergird rapid technological diffusion. Chinese initiatives in these areas will be most fruitful if they are matched by a greater readiness to cooperate on the part of foreign companies in the pursuit of technology development.¹¹⁶

Sixth although the benefits of smart (and green) urbanization are becoming apparent to many, much urbanization in China is proceeding inefficiently and untidily characterized by low density sprawl,¹¹⁷ ribbon development along new highways, real estate speculation, rising costs of housing (with low income households increasingly disadvantaged), and neglect of long term urban financing needs. These tend to hinder productivity, make it harder for cities to support an ecosystem of small businesses that are the lifeblood of urban economies and a major source of innovation.¹¹⁸ Furthermore, the absence of longer term fiscal planning jeopardizes urban sustainability.

Seventh, the signature characteristic of innovative economies is a learning and research environment encouraging new ideas and lateral thinking, and a reliance on market signals to guide the direction of innovation with the public sector playing a facilitating role, seeding experimental research with a long term pay-off, providing the legal and regulatory institutional scaffolding and establishing enforceable standards. China is some distance from this model of an open, cosmopolitan, market-directed innovation system. It may well be that the *dirigiste* approach adopted by the Chinese state could deliver the goods with respect to innovation as it appears to be doing with technological catch-up. China is putting fairly big bets on a number of technologies even as an innovation system is being pieced together, but without thoroughly evaluating the returns from R&D spending or the merits of recent policies to spur innovation.¹¹⁹ The development of science and technology for the purposes of innovation remains a planned activity on an expanding scale spanning multiple sectors with a lot at stake and considerable uncertainty regarding the future productivity gains.

¹¹⁴ See for example the model for mentoring start-ups introduced by Paul Graham the founder of Y Combinator "The Start-up Guru 2009".

¹¹⁵ See Hout and Ghemawat (2010).

¹¹⁶ Chinese companies complain that they face barriers when they try to integrate into global innovation networks. The latest example is the threatened veto by the Committee on Foreign Investment in the US (CFIUS) of the acquisition by Huawei of a small US tech company, 3Leaf (a server technology firm), on the grounds of national security. 3Leaf produces virtualization architecture that enables commodity servers to mimic the capabilities of mainframe computers Huawei eventually dropped its takeover bid. Reuters(2011), "Huawei Backs away from 3Leaf Acquisitions", Reuters <http://www.reuters.com/article/2011/02/19/us-huawei-3leaf-idUSTRE71138920110219>

¹¹⁷ The decline in density as cities expand is an unsettling development worldwide.

¹¹⁸ See Glaeser (2011).

¹¹⁹ See the suggestions in Lane and Bertuzzi (2011).

The experience of the former USSR with a planned approach to technology development focused on the defense sector argues for caution. The USSR achieved near parity with the US in many areas of weaponry but because the defense industry and research was isolated from the rest of the economy, it soaked up talent and resources while generating few spillovers and in time contributed to the collapse of the Soviet economy

The time for a hard look at innovation strategy and policies is now.

IV. Defining Policy Priorities

China is embarked on a longer-term strategy aimed at achieving technological parity with the advanced countries, and deriving more of its growth impetus from higher productivity across the spectrum of activities and by capitalizing on the commercial benefits from pushing the technology frontier in selected areas.¹²⁰ Recent gains in technological capacity suggest that China is approaching the stage when it can transition to an innovation and productivity led growth path. How quickly it makes the transition will depend on the strengthening institutions that provide incentives to entrepreneurs, scientists and engineers in companies, universities, and research institutions to be more innovative. Thus loosening institutional constraints deserves priority.¹²¹

This transformation is likely to occur in two stages that will require a varying of the policy focus between the first stage and the next (this division of stages is only for the purposes of illustration). In the first stage (2011–2020), China will continue to benefit from imported technologies supplemented by domestic incremental innovation, to increase productivity and deliver rapid economic growth. An emphasis on building market institutions to sustain the tempo of competition and facilitate the entry of SMEs, on further reforming SOEs, on the quality of the workforce, on encouraging applied research in firms, and on strengthening the research infrastructure, may be appropriate. During this stage, China should accomplish the ongoing transformation of the planned national innovation system to one that is open, globalized, market oriented and compatible with a market economy. The government needs to increase investment in basic research, push through university reform, raise the quality of S&T skills, and launch large S&T programs targeting some of the weak links in key industries.

In the second decade (2021–2030), China will derive more of its growth impetus from home grown innovations requiring not just the generation of ideas through cutting edge basic research—with risky blue skies research supported by the state—but also the harnessing of these ideas by dynamic Chinese multi-national firms which are technology leaders in their own particular areas, committed to achieving competitiveness through innovation and able to engage in technological exchanges and partnerships with foreign firms on equal terms¹²². In attaining such leadership, Chinese companies will necessarily be harnessing worldwide innovation resources much like their foreign counterparts.

As we indicate earlier in the chapter, policies for the first stage necessarily overlap with second. The difference is in emphasis. Several of the policies listed and discussed below, are front-loaded because the building of the innovation ecosystem is concentrated in the balance of the decade with the government playing a lead role. In the second stage, the burden of success will rest on the microstructure of the business sector, which is why a competitive environment and investment promoting macro-stability are of paramount importance. National technology and innovation policies will need to be complemented by urban policies that recognize the vital role of cities in advancing ideas, extracting the maximum mileage from existing general purpose technologies and helping germinate new green technologies. The roles of the various entities involved are further spelled out in Annex Tables 16.

1. Increased market competition aided by greater national market integration which promotes specialization of production and research activities
2. Making enterprises play a pivotal role in the national innovation system
3. Building national research consortia and networks

¹²⁰ A comprehensive treatment of innovation policy can be found in World Bank (2010).

¹²¹ Wu Jinglian (2003) and Chen Qingtai (2011) elaborate on the primacy of good institutions for technological progress and innovation.

¹²² The off-shoring of R&D is set to continue (Dehoff and Sehgal 2009). See Carlsson (2006) on the internationalization of R&D and on the contribution of national institutions to the process of globalization.

4. Improving the productivity and quality of tertiary level education with the help of IT and other innovations
5. Strengthening technical and vocational skills to fully exploit technical advances
6. Tighter integration of a more productive national innovation system with the global innovation system
7. Sustaining an increase in R&D spending to raise the productivity of national innovation system
8. Enabling policies and rigorous evaluation and refereeing of research programs to raise the quality of outcomes and to maximize productivity benefits
9. Increasing access to risk capital and mentoring of start-ups and SMEs by suppliers of venture financing
10. Effective and disciplined use of government procurement to stimulate innovation

1. Deepening reform to develop a competitive market

A competitive market environment is necessary condition for steady improvement in productivity. This entails the opening of product markets, subjecting SOEs in the pillar industries to competition from private firms¹²³ and the fair and effective enforcement of laws regulating competition and protecting intellectual property as well as consumer rights.¹²⁴ It also extends to competition and ease of mobility in factor markets. Starting in the late 1980s, for example, market oriented reforms stimulated entry and competition in most manufacturing sub-sectors. Even in some “strategic” or “pillar” industries (for example, airlines and telecommunications) the breaking up and corporatization of incumbent providers in 1990s released additional competitive pressures. More recently, the phasing out of tax incentives, which had favored foreign investors, stimulated competition by leveling the playing field with domestically owned firms. China’s WTO accession in 2001 increased competition from imports and the large volume of FDI has led to a further intensification of competitive pressures. Sustaining this trend through institutional reforms and measures to enhance the supply of risk capital as well as the mobility of the workforce will be critical to the making of an innovative economy. They will stimulate the deepening of the private sector, promote the growth of dynamic SMEs,¹²⁵ and induce the SOEs to raise their game (and pave the way for further reform). Greater national market integration would discourage local protectionism and coordinate R&D activities at least by public entities—including universities—so to minimize the duplication of sub-optimally scaled research and the waste of resources it entails. It would mean intensifying the degree of competition and churning among firms,¹²⁶ encouraging firms to compete on the basis of technology, and promoting much needed regional or local industrial and research specialization.

Competition and market integration is inseparable from the efficient pricing of fossil fuels (with carbon taxes added to reflect externalities), electricity and other non-renewable resources, the setting of national standards (including environmental standards and standards encouraging energy efficiency) for products and the enforcement of these standards. This will also generate pressures to upgrade technologies, which some western countries have done to good effect.¹²⁷ Strengthening the industrial extension system and providing smaller firms with easier access to laboratory, metrology, testing and certification facilities would facilitate meeting these standards by smaller firms. The German Fraunhofer Institutes and the TEFT system in Norway

¹²³ See Owen, Zheng and Sun (2007).

¹²⁴ On issues relating to competitiveness and competition policies see De Grauwe (2010) and Oster (1999).

¹²⁵ Rising costs, tightening credit and weakening of export demand has dampened the performance and reduced the profitability of China’s 2.5 million privately owned SMEs. The future contribution of this vital sector will depend on a moderation of these recent trends. “Rising Costs threaten China’s SMEs” (2011).

¹²⁶ The gains from churning and creative destruction are analyzed by Fogel, Morck and Yeung (2008); Liang, McLean and Zhao (2011); and Bartelsman, Haltiwanger and Scarpetta (2004).

¹²⁷ Popp (2010) shows how environmental regulation and standards have contributed to green innovation.

provide models for China to adapt. In Japan, the TAMA association makes available to its member firms, most of which are of small and medium sizes, laboratory facilities, testing equipment, assistance for obtaining product certification and the creating of web pages for purposes of advertising, plus other services.

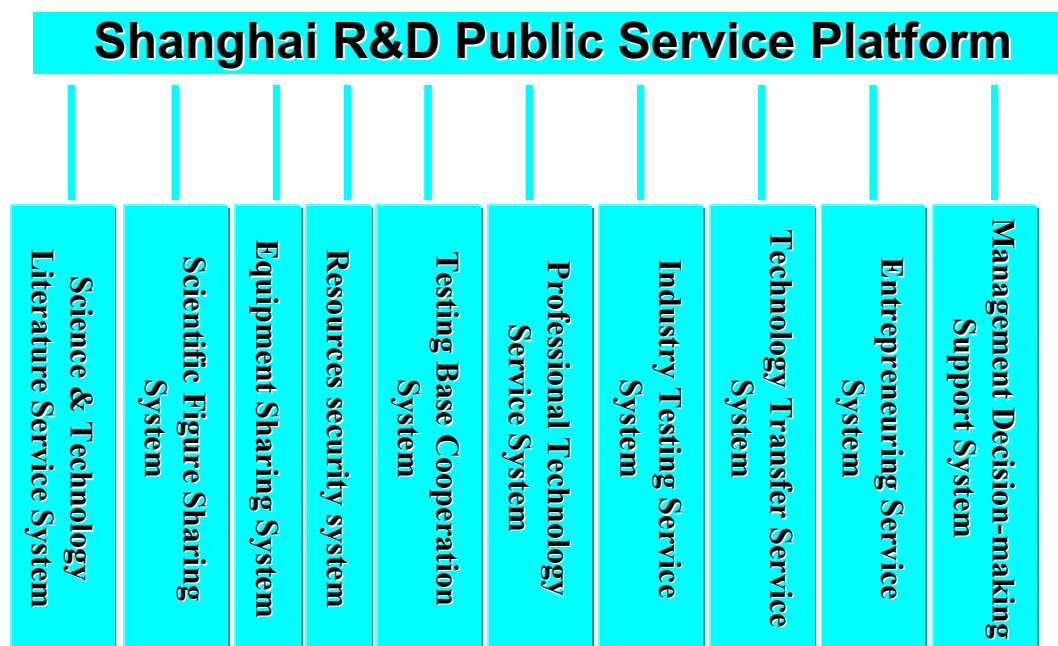
2. Making enterprises play a pivotal role in the national innovation system

Innovation is essentially about creating more wealth by discovering and using newer methods. All the economies successful in innovation, be it long time innovation leader USA, or successful late comers such as Japan and South Korea, companies have been at the center of the national innovation systems. Most of the applied research and innovation of consequence for the economy is done by firms¹²⁸—in the U.S. for example the vast majority of scientists are employed by businesses and governments and not by institutions of higher learning. Innovation will flourish if firms in particular provide researchers with the freedom and stimulating work environment to pursue interesting ideas (Shapin 2010).¹²⁹ Mani (2010) notes that, “[D]ue to various historical and structural reasons, the efficiency and innovation capacity of the business sector is still insufficient, despite a large and rapid increase in scale and scope” (pp. 15–16). Mani uses a crude measure of firms’ ability to develop local technological capabilities as the ratio of intramural R&D in business enterprises to cost incurred in technology purchases from abroad. Over 1991–2002, China’s average propensity to adapt grew from less than unity to only about 1.5 in 2002.

Government can support enterprises in developing technological capabilities and producing innovative products by establishing research and development platforms for the use by those companies. In China, there are a range R&D platforms and business service providers such as engineering research centers and productivity centers, but many of them lack the market orientation, the close involvement of potential employers in the design and training of curricula and suffer from shortages of funding and of experienced trainers. It is important to make them more functional and more responsive to the needs of the economy through a public-private partnership approach. However, there are some good examples that can be more widely replicated. Figure 4 illustrates the example of Shanghai’s R&D public service platform which offers a wide range of business and extension services. These services cover the innovation development process from sharing of scientific information to technology testing and transfer services to support for entrepreneurship and management.

¹²⁸ The share of R&D expenditures by firms increased from 68 percent in 2005 to 74 percent in 2009. This led to a decline in the share of expenditures by R&D institutions from 21 percent in 2005 to 16.5 percent in 2009 (see Table A19). Hence, even though increase in proportion of R&D performed by business enterprises is interpreted as a desirable characteristic of a country that wants to become more innovative (Mani 2010), this trend in China is partly an outcome of its S&T policy of converting R&D institutes into business enterprises.

¹²⁹ Lane (2009, p.1274–5) remarks that, “Science investment needs to generate an “aha” moment or an idea that has value. Translating that “aha” moment into an innovation also requires a well functioning team or organization, a well functioning patent system, a well developed firm ecosystem, or appropriate university links to industry”. The experience of successful firms in China and abroad provides useful clues to how the innovative teams within firm interact with the policy and institutional framework in which they operate. A number of Chinese case studies are presented by Tan (2011). Case studies of foreign firms can be found in Herstatt and others (2006); and Boutellier and others (2000).

FIGURE 4 Shanghai R&D Public Service Platform

Source: Shanghai Municipality Science and Technology Commission (2006), "The Innovation System of Shanghai", presentation made to an OECD delegation in Shanghai, China, October 9, 2006.

The influx of FDI and the recent brain gain is helping to enhance managerial experience as well as technical, research and teaching skills but a significant shortfall persists.¹³⁰ To move forward, both the private sector and the government need to invest more in improving human resources and especially management in state owned and private enterprises so as to embed a culture supportive of innovation.¹³¹ Too many Chinese senior managers from companies with global ambitions lack formal management training and most are deficient in English language skills. They tend to rely more on informal networks to gather information and on intuition and instincts in making decisions. As a consequence, firm level research and innovation strategies can be haphazard and not systematically engage the relevant departments of a firm,¹³² little effort is made to gather and analyze data to evaluate results and to guide decisions, and interaction with foreign firms—including foreign travel—can be delegated to junior staff. Absent improvements in management and the corporate culture, China may struggle to absorb technology¹³³ at the desired pace and make the leap from catch-up to a regime of steady innovation.

¹³⁰ Active recruiting of overseas ethnic Chinese academics and researchers is leading to a brain gain for China and helping to improve the caliber of faculties and of research. However, less than 30 percent of those going abroad return and very often the ones who do are not the leading lights. Nevertheless, the relative attractiveness and rewards to working in China have increased steadily and the trend in brain gain seems to be positive. See "China: Returnees are critical in innovation push", 2011; "China's reverse brain drain, 2009"; "Rise in scientists returning to China", 2011.

¹³¹ Some recent research on enterprise restructuring in China can be found in Oi (2011).

¹³² This is a practice perfected by the leading Japanese firms, which along with attention to customer feedback, accounts for their efficient commercialization of innovations.

¹³³ Writing on technology absorption by SOEs, Li (2011) finds that own R&D is critical for the absorbing of technology—a point underscored by Cohen and Levinthal (1990)—and that SOEs find it easier to absorb domestically generated technology than foreign technology, which might be related to the degree of sophistication, ease of communication, and proximity to the actual research source. This does strengthen the case for indigenous innovation alongside international collaboration and borrowing from abroad. The importance of a corporate culture of innovation, is empirically supported by Jaruzelski, Loehr and Holman (2011).

3. To build nation-wide research and development networks

The central government can take greater initiative in building country wide research networks that mobilize national talent and reduce the relative isolation of inland cities by including firms from the inland cities in research consortia¹³⁴ tasked with disseminating the latest technologies and advancing technology in areas where they have an existing or nascent comparative advantage.¹³⁵ Such consortia have been sponsored by governments in Japan and the U.S. and they can help China develop more “global challengers” including from the inland metro regions. Successful regional innovation systems are associated with universities which conduct some of the upstream research and generate ideas, a mix of smaller firms that often take the lead in introducing new technologies with mentoring from venture capitalists and angel investors, and larger firms with resources to perfect, scale up, and improve and market the commercial outcomes of these technologies.¹³⁶ Recognizing the cost and complexity of research in frontier fields (especially green technologies), even the largest firms are finding it desirable to specialize and to form partnerships with other firms or with universities when developing sophisticated new products or technologies. Through a pairing of inland firms with more advanced firms from the coastal cities (including MNCs), the research potential of the interior would be more fully exploited and technological capabilities enhanced. In addition to consortia, the technological and innovative capabilities of inland cities would benefit if both domestic and foreign firms could be persuaded to locate some of their R&D centers in these cities, and not just production facilities, a process already underway in Chengdu and Xian for example¹³⁷ but one that will hinge on regional innovation policies actively pursued by local governments which provide the incentives and build the institutions tailored for local needs. Inland cities with a research orientation would benefit from a focus on industries and depending on what kind of activities achieve prominence, governments will have to act accordingly: developing a research based bio-tech cluster will require very different policies from an engineering or a food processing or a white goods cluster.

4. To improve the quality of Chinese universities

China's universities are graduating millions of students each year to meet the needs of the knowledge economy.¹³⁸ An estimated 6.3 million including more than 50,000 with doctorates entered the job market in 2010—But the quality of the training is weak and many graduates are having difficulty finding employment, although this is likely to be temporary.¹³⁹ The low quality is explained by four factors: the massive expansion of enrollment which has strained instructional capacity; the short duration of PhD training (3 years); the inexperience and weak qualifications of instructors and pedagogical techniques which favor lecturing over discussion

¹³⁴ See Mathews (2000) on the formation and working of consortia in Taiwan (China); and Branstetter and Sakakibara (1998); and Dodgson and Sakakibara (2003) on the utility of consortia in Japan and elsewhere in Asia.

¹³⁵ The OECD report on S&T in China (2007, p.2) comments on the “islands” of science in China and urges the linking together of these islands; “the gates of thousands of science and technology parks [need to be] opened up through the promotion of networks for sharing human and capital resources. A greater national and regional concordance would avoid wasteful research duplication such as by issuing guidelines or creating an independent coordinating agency”.

¹³⁶ For China's regional innovation systems, see Research Group on Development and Strategy of Science and Technology (2011); Liu and others (2010) “Construction of a balanced regional innovation system”.

¹³⁷ Both house military research and production facilities. Chengdu is one of China's four space research centers and produces military jet planes.

¹³⁸ Zhang and Zhang (2011) find that tertiary education has a stronger impact on growth than primary or secondary education.

¹³⁹ “China's Army of Graduates Struggles for Jobs” (2010).

and greater classroom involvement of students;¹⁴⁰ and university systems poorly equipped to exercise quality control and to weed out the weaker candidates (Nature 2011, p. 277). In the meantime, employers complain of a serious shortage of highly skilled technicians, engineers and executives. This low-skill glut and high-skill shortage poses a difficulty for the skill transfer needed for companies to improve the quality of their output, or move to a higher rung of the value chain.

As the demand for tertiary education is likely to keep rising and quality will remain a major issue, China's universities will have to consider some disruptive innovations¹⁴¹ of their own in order to provide customized education for a vastly larger body of students at an acceptable cost¹⁴²—although it must be recognized that there is no simple technological fix.¹⁴³ Universities are more likely to embrace change if they enjoy a measure of autonomy with respect to governance, modes of instruction, curriculum design, hiring, salaries, course offerings and research orientation; are induced to compete and collaborate with universities throughout the country; and supplement traditional lecture based training by using online and IT tools (especially now that great advances in video links have advanced to a point where a virtual seminar is becoming a reality) and new pedagogical practices.¹⁴⁴ Universities will need to recruit faculty from among some of China's brightest graduates many of whom will be inclined to pursue careers other than teaching,¹⁴⁵ to tailor course offerings, instruction and research, to so as to efficiently deliver quality services to a varied student body and succeed in instilling a mix of technical and soft skills (communication, team working, report and business plan writing) as well as industry knowhow in greatest demand. Perhaps the greatest challenge is how to encourage creativity and initiative, attributes which are urgently needed as the country strives after technological maturity.¹⁴⁶

By harnessing IT and tapping the expertise and resources of leading firms, universities can improve teaching, motivate students to stick with demanding courses, limit the escalation of costs (which is crippling schools in many advanced countries),¹⁴⁷ and help equip universities with the infrastructure they need to fulfill their missions. China's front ranked schools must also be able to mobilize the funding and staff faculty positions to offer cross disciplinary post graduate and post doctoral programs¹⁴⁸ and set up specialized, well staffed research institutes. The quality and international composition of the faculty will also influence the degree and fruitfulness of university industry collaboration.¹⁴⁹

¹⁴⁰ China's numerous business schools which have made great effort to imitate western schools and attract academics from abroad, still lag behind on a number of counts and managerial talent remains in short supply. See "China's schools must make the leap forward" FT Sept. 26 2011.

¹⁴¹ See Christensen, Horn and Soares (2011); and Christensen, Horn, Caldera and Soares (2011).

¹⁴² See for example, Zhong (2011).

¹⁴³ For example, the initial enthusiasm with cheap laptops for children in developing countries is being tempered by the realization that it is only likely to produce any results if it is combined with teacher training, a redesigning of the curricula and an overhaul of weak school systems. The mixed results from the use of ICT in schools are also highlighted by Machin, McNally and Silva (2007) who observe that the teaching of Science and English benefitted more than the teaching of Mathematics.

¹⁴⁴ Linking university funding on a sliding scale to the quality of outcomes, is one way of spurring innovation.

¹⁴⁵ Persuading a significant percentage of the best graduates and PhDs to take up teaching is key to achieving quality but unless teaching is seen as rewarding monetarily and otherwise, only a small minority can be persuaded. (Mckinsey 2010).

¹⁴⁶ This is a view widely shared by policymakers in South-east Asian countries as well.

¹⁴⁷ Steeply rising costs of education in the US and a decline in the analytic, reasoning writing and other skills imparted to students by all about the leading selective colleges and universities, is a cause of worry and a lesson for other countries which could face similar trends. The changing culture of learning, the attitudes of students, wasteful practices of colleges, and distorted incentives for faculty all share the blame. See Arum and Roksa (2011); Hacker and Dreifus (2010); and Taylor (2010).

¹⁴⁸ Some Chinese universities are increasing their cross disciplinary offerings by hiring foreign faculty members with the requisite experience. "Foreign Researchers begin to make their mark" 2011.

¹⁴⁹ Perkman, King and Pavelin (2011).

An important contribution universities can make to innovation is to make discoveries and generating ideas by conducting basic researches. Universities also serve as a breeding ground for entrepreneurs¹⁵⁰ and skilled researchers who are the vehicles for transforming ideas into commercial products and services. Together the government and universities can enhance the dynamism and innovativeness of the private business sector.¹⁵¹

5. To strengthen vocational training

The development of high tech industry envisaged by the 12 FYP depends upon an increased supply and upgrading of technical skills through in-house and vocational training schools of a vast range of technical skills to staff factories, engage in technically more demanding tasks as innovation ratchets up the level of industrial complexity, render IT support, maintain and repair complex equipment and provide myriad other inputs and services. Smaller firms and start-ups frequently have difficulty finding such skills and can rarely afford to provide much training in-house. Hence public-private initiatives to secure and replenish the base of technical skills essential for a smart city can anticipate market failures and promote desirable forms of industrial activity aside from minimizing both frictional and structural unemployment. Labor market institutions can be strengthened and made non discriminatory by setting up multilevel professional advisory agencies and increasing the provision of vocational training for which there would be a demand from expanding and new enterprises. In the most innovative and industrially dynamic European countries such as Germany, Switzerland and Finland, between a quarter and one half of all secondary school students take the vocational and technical route to a career in industry rather than opting for general education. Striking a better balance between the general and the technical would seem to be warranted.

6. To develop an open innovation system

Investment in R&D facilities by MNCs is on the rise and needs to be further encouraged and facilitated because of its potentially significant spillover effects arising from the knowledge and experience imparted to the Chinese workforce, the reputational gains for Chinese cities which will come to be seen as science hubs, and the contribution such research can make to industrial upgrading. Closer collaboration and partnerships with MNCs¹⁵² on the basis of mutual trust and recognition of the interests of both parties will contribute greatly to the creation of a dynamic and open innovation system.¹⁵³ The size and future growth of China's market means that many MNCs will be shifting the primary focus of their operations to China and as a consequence, technological spillovers are very likely to increase. In this context, an efficient patenting system that reflects the experience of the U.S. and European systems (both of which

¹⁵⁰ Experienced venture capitalists are more likely to “bet on the jockey and not on the horse” and to want to know how many PhDs a high tech start-up has on its payroll.

¹⁵¹ Wu and Zhou (2011) suggest that greater autonomy for universities, allocating more of the research funding to the leading research entities and the leveraging of science parks adjacent to research universities might yield attractive dividends.

¹⁵² Highly successful and innovative companies such as Cisco eagerly pursue open innovation. In fact, according to Branscomb (2008, p. 916), “Cisco’s most important innovation is its partnership with customers and competitors, making it a true networked enterprise. Li and Fung maximize the collective innovative capacity of dozens of partners needed for a specific product by orchestrating them into a remarkably flexible, agile and skilled collaborative supply chain. They mix and match the special technical skills of the partners, creating a network enterprise”.

¹⁵³ Collaboration needs to be encouraged at several levels. Changhui Peng (2011, p. 267) writes of the increasing necessity of collaboration among scientists and observes that in order to catch-up, China should be a more active participant on bodies such as the IPCC and FLUXNET (the global network of micrometeorological tower sites. <http://www.nature.com/news/2011/110720/full/475267a.html>)

are in the throes of reform)¹⁵⁴ and effective protection of IP will expedite the growth of China's innovation capabilities (de Vaal and Smeets 2011). Gwynne (2010, p. 27)¹⁵⁵ writes that, "Even companies that possess legitimate Chinese patents have had problems defending their rights, because the scope for protection is much narrower. . . . And when it comes to enforcement, only [recently] have there been any large damage awards for infringement".¹⁵⁶ Legal developments in the form of specialized IP courts with professional judges and a sure in the number of cases is changing the picture. It is also undeniable that China has made substantial progress in IPR protection to further its ambition becoming an innovative country following the launch of reforms in 2008 to support the creation, utilization, management, and protection of IP. China probably is the only country in the world that IPR violations can be criminalized. As more and more Chinese firms file court cases against violation of IP rights by other Chinese firms, the awareness of IPR protection will be further raised and protection rendered more effective.¹⁵⁷ Furthermore, the Chinese government has recently relaxed some restrictions regarded as unfairly imposed on MNCs with regard to government procurement, which should encourage MNCs to establish R&D centers in China. Chinese government should also encourage home grown MNCs to participate in international R&D be integrated into global innovative networks.¹⁵⁸

7. Strengthen basic research to sustain continuous support for innovation

Central and provincial governments in China are seeking to enlarge the share of basic research¹⁵⁹ in universities and research institutes as well as to raise the profile of R&D in firms thereby building research capacity throughout the country. They are more likely to succeed by committing a sufficient volume of funding and ensuring the continuity of funding, with the help of an enabling macro policy environment, and through a systematic evaluation of programs. The NIH in the U.S. played the central role in the boom in the life sciences because it was and is a source of large and stable funding much of it for basic research done in the universities. This funding financed countless research programs, trained thousands of PhDs, supported post docs and created the depth of expertise which has enabled the U.S. to become the leader in the field of biotech. TEKES and SITRA in Finland have also contributed along similar lines. To maximize the spillovers from the government sponsored research and contests to develop particular types of technologies; one possibility would be to make the findings of this research widely available. In the 1950s and 1960s, the research on electronics financed by the U.S. government was shared generously with private companies and this enabled many companies to come up to speed and become innovators themselves.

¹⁵⁴ On the problems which the U.S. Patent office is attempting to resolve see "U.S. sets" (2011); and the European system see de la Potterie (2010).

¹⁵⁵ "The China Question" (2011).

¹⁵⁶ Suttmeier and Yao (2011, p. 19) observes, "Piracy and other forms of infringement remain extensive. Chinese culture still seems to have trouble valuing intangible assets. Elements of techno-nationalism in China's innovation policies . . . encourage suspicions that that the country's IP transition may not be one of harmonization. And it is difficult to see how an internationally harmonized IP system can exist where the concept of rights is so weakly established".

¹⁵⁷ On rules, policy directives and statistics, see SIPO: <http://www.sipo.gov.cn/>.

¹⁵⁸ Chinese officials and some companies CEOs complain that, due to certain international treaties that date back to the cold war era, such as "The Wassenaar Arrangement on Export Controls for Conventional Arms and Dual-Use Good and Technologies", Chinese companies are denied of the right to purchase some technologies or high-end equipments. See Xue Yanping "The Wassenaar Arrangement and EU's embargo on high-tech export to China", <http://ies.cass.cn/Article/cbw/ozkj/201101/3394.asp>.

¹⁵⁹ The desirability of raising the share of basic research (only 5.2 percent of R&D spending in 2006 as against 10–20 percent in OECD countries) was noted by the OECD report on China's S&T system (OECD Innovation Policy review 2008). Since then, basic research has received higher priority. See Zhu and Gong (2008); and Nature Publishing Index (2010, p. 5).

In order to maximize the returns from outlay on R&D over the longer term, the enabling characteristics of the domestic macroeconomic and business environments will be decisive. Raising R&D spending to 2.2 percent of GDP by 2020 as the government proposes will have a minimal impact on productivity unless enabling policies reinforces it. Comin (2004) estimates that in the postwar period, R&D contributed between 3 and 5 tenths of a percentage point to productivity growth in the U.S. That higher R&D need have only a limited effect on growth is also apparent from the experience of Sweden, Finland and Japan (see Lane 2009; Ejermo, Kander and Henning 2011). Thus a one-percentage point of GDP increase in R&D will be one strand of China's growth strategy.

8. Good research is inseparable from a stringent and disciplined process of evaluation and refereeing of research programs and findings

This is a difficult but unavoidable activity. As Lane observes (2009, p. 1274), "The relation between science and innovation is nonlinear in nature, with complex outcomes that can vary substantially by discipline and are subject to considerable time lags . . . Innovation is nonlinear because the demand side and the supply side of ideas are inextricably intertwined". It is an activity requiring initiative from the research community, particularly in strengthening research ethics¹⁶⁰ and instituting strict penalties against plagiarism and strengthening the independence and quality of the refereeing process.¹⁶¹ However, the government could provide some of the parameters and adopt a different approach to high-risk research (as is the case with NIH's Pioneer and New Innovator Awards, and the Department of Energy's ARPA-E program¹⁶²) which promise to break new ground. Such projects should be evaluated by their potential for transforming a subfield. More broadly, the management and evaluation of R&D in China will call for considerable enlightened strategizing and management by public agencies.

The developments of innovation capacity in China since the mid 1990s has involved multiple agencies and numerous policies have been introduced. Looking ahead, with the focus on innovation sure to sharpen, the tempo of policymaking can only increase and the economic outcomes will depend substantially on the quality and timeliness of the policy interventions. If past experience from other countries is a reliable guide, these policies will be multi-agency, multi-disciplinary and will rely upon a mix of tax, fiscal, financial and regulatory instruments. Good policies will depend upon:

- Strong leadership by the CPCC/State Council, by strengthening the leading group on Science, Technology and Education, headed by the premier which would have the requisite authority;
- Direct and consistent involvement of the NDRC, MOF and MOST, the key ministries involved with innovation policies, and effective coordination of their roles;
- Effective horizontal communication and coordination among other major ministries engaged in the making and implementation of ST&I policies, such as the Ministry of Education, the Ministry of Commerce, the Ministry of Health, the Ministry of Industry and Information Technology, the Ministry of Agriculture and others. The leadership role of a CPCC leading group¹⁶³ would ensure that past fragmentation of decision making among agencies each of which pursues a narrow policy agenda within its own particular silo, and the conflict

¹⁶⁰ Greenberg (2007) points out that maintaining an ethical balance becomes even more important when universities draw closer to the business community and enter into many stranded research relationships. Troubling ethical issues have arisen in the US as a result of corporate sponsorship of medical and pharmaceutical research.

¹⁶¹ Refereeing all too often relies on the "old boy network" which predetermines the outcome. Many referees drawn from scientific fields also struggle to cope with socio-economic effects of new technologies.

¹⁶² See Bonvillian and Van Atta (2011) on the application of the DARPA approach to innovation in the energy sector.

¹⁶³ See Liu and others (2011).

among roles and mandates is minimized and greater policy coherence and effectiveness is achieved. The weight of leadership and the engagement of the NDRC and the MOF would also increase the commitment of sub-national governments¹⁶⁴ to the innovation agenda and lead to the strengthening of regional innovation systems;

- Leadership and coordination must go hand in hand with a concerted effort to raise the technical and implementation skills of the government bureaucracies tasked with driving the innovation strategy. It almost goes without saying that the growth of innovation capabilities will demand considerable farsightedness, agility and innovativeness on the part of those responsible for guiding and managing a highly complex endeavor during a crucial stage of gestation. The quality of the bureaucracy matters everywhere, however, given the large role played by the state in China, the importance attached to building innovation capacity in the shortest possible time and the vast resources being invested, the caliber of the bureaucracy takes on an added significance;
- The experience of the most innovative countries—such as Finland, Israel, the U.S. and others—none of which can boast an unimpeachable innovation system¹⁶⁵ has underscored the contribution which a sound process of evaluating research related spending can make to the design and conduct of innovation policies and to raising of system productivity. Economists have generally tended to give high marks to R&D spending claiming that it generates exceedingly high rates of social and even private returns usually higher than spending on fixed assets.¹⁶⁶ But on closer scrutiny, it appears that many of these claims might be exaggerated. Ben Martin the editor of *Research Policy* observes that not infrequently, “there is some PR (public relations) rather than rigorous research involved.”¹⁶⁷ Measuring the inputs and outputs of research is not a trivial exercise. The benefits from research are uncertain, variable and accrue over a long period of time. Moreover, the bulk of the returns take the form of spillovers for which there are no good metrics. The problem is especially severe with basic research. There are costs to research results and their assimilation, which can come to light much later and need to be factored in. For example, when new medical technologies extend the lives of elderly patients, this imposes costs on society; nuclear power has imposed clean up and disposal costs; and many defense technologies have not been unmitigated blessings. Collecting data on inputs and outputs from myriad and disparate sources, making it consistent and readable is an additional and daunting task. Once the data is gathered, selecting an appropriate methodology presents a further challenge.¹⁶⁸ But all this is unavoidable in view of the sums involved and the need to obtain the greatest possible productivity mileage from public spending on the innovation system. The lesson from advanced countries is that it is better to start early by putting in place a system to rapidly evaluate research spending, to absorb the learning promptly into the policymaking process and to be ready to make corrections or terminate programs which are not producing results. China is at the stage where it can begin building in the elements of an evaluation process into its emerging innovation system learning from others¹⁶⁹ and fully utilizing the latest data gathering, storage and ana-

¹⁶⁴ Local governments assign the highest importance to GDP growth, implementing innovation policies is a secondary concern.

¹⁶⁵ See www.evaluation.fi for a measured assessment of the innovation system in Finland widely viewed as having one of the best performing innovation architectures.

¹⁶⁶ See Weiser (2005) for a survey and Lach, Parizat and Wasserteil (2008) for an evaluation of returns from investment by the Israeli government in R&D.

¹⁶⁷ “What Science is Really Worth” *Nature* 2010, June, p. 683.

¹⁶⁸ The difficulty faced by the U.S. in finding satisfactory answers for legislators as to the cost effectiveness of the Advanced Technology Program (ATP) and the Small Business Innovation Research (SBIR) highlights the difficulties governments face as they craft innovation policies which will deliver the sought after growth and welfare dividends.

¹⁶⁹ See the extensive and many faceted discussions of evaluation methods in Shapira and Kuhlman (2001). The STAR METRICS project is one example of a comprehensive approach to evaluating the full economic, scientific and societal benefits of research.

lytic technologies that are becoming available and that promise to make a difficult task more manageable.¹⁷⁰

9. Develop multi-layered capital market to support innovation and start-ups

Rising demand for risk capital calls for an increase in supply. The Chinese government is active in promoting both public and private venture capital at least in the coastal cities. Although some public risk capital is available in the inland cities, private venture capital for smaller private firms, which are trying to scale up, is still scarce. Moreover, the level of professionalism and experience of venture capitalists and the degree of trust between providers of risk capital and borrowers is still fairly low, hence further development of risk financing by VCs and business angels will be needed. Banks can serve as a partial substitute but such lending is rarely their forte. Nonetheless, such lending on a limited scale by local banks to local firms and the creation of bank-led relational networks is a mode of financing that seems to work in the U.K. and the U.S. and complements the own resources of entrepreneurs, angel investors and VCs. Too little bank financing in China goes to private firms and especially the riskier high tech ones (see Hanley, Liu and Vaona 2011). That said the Dot.Com bubble and other bubbles have highlighted the waste arising from bouts of irrational exuberance fed by an excess of risk capital. The enormous investment in speculative real estate in China (12 percent of GDP in 2010) and in countries with sophisticated financial systems suggests that capital is not necessarily the constraint, more often it is investors who are rightly skeptical of technological offerings with uncertain prospects. To facilitate exit for VCs is as import as raising venture capital for start-ups and innovative firms.¹⁷¹ So far, small and medium sized companies only have limited choices to raise capital by listing in stock exchanges, which normally takes a long time, and this has affected VC investment.

10. Making better use of demand-side policies

Demand-side policy instruments such as government procurement and the setting of standards for equipment and services, combined with adequate efforts to guard against protectionist and rent seeking activities that undermine market competition and discourage high-tech FDI, will stimulate the demand for innovation.¹⁷² Managing government procurement is a relatively new domain of policy in China. The first national guideline for government procurement was issued in 1999, and the National People's Congress adopted the Law in 2002. Despite the relative newness of this approach, the government's determination to support innovation through procurement has been clear. However, the procurement policy can be a double-edged sword. The key to success lies in open competition. In China, some potential risks in this area need to be fully recognized and reflected in government policies: (a) the risk of turning the government procurement instrument into one that protects national and local products from international and national competition; (b) the risk of the government becoming a passive taker of what domestic suppliers offer, rather than a demanding buyer of technologically sophisticated products.¹⁷³ The demand for innovation could be increased through government standard setting. Standard setting allows governments and other entities to generate demand for advances in, for example, the performance, safety, energy efficiency, and environmental impact of products. To

¹⁷⁰ Massive data assembly and number crunching on a scale not imaginable a few years ago is now a reality and being widely harnessed by industry to study all kinds of behaviors and processes. These technologies could make it easier to chart innovation policy and to cope with its many uncertainties—also with the use of visualization techniques. See Elmer (2004); and Ayres (2007).

¹⁷¹ See Guo, Zhang, and Li (2000); Guo (2009).

¹⁷² See Liu and Zhang, 2008; Zhang, 2007.

¹⁷³ Zhang, Mako and Seward (2008).

generate more demand for innovation, certain measures could be taken: (a) focusing exclusively on product improvement and resisting the tendency to use standard setting to protect or help domestic or local industry; (b) taking EU or US standards as a technical starting point while looking for ways to advance product performance; (c) involving industry leaders more in standard-setting but this needs to be done in a productive way; and (d) changing the role of government from sole standard setter to time-sensitive driver of industrial consensus.¹⁷⁴

¹⁷⁴ Ibid.

V. Some Key Areas for Innovation

As per capita incomes rise, China's spending on healthcare will also increase in parallel. The health care sector will become an important sector for China's economic growth and social development. In addition, as hundreds of millions of people emigrate from rural areas developing green, smart and innovative cities will be an important pillar for China's growth through innovation.

1. Innovation in Healthcare

The salience of healthcare in the Chinese economy is certain to increase and innovation will be an important mechanism for controlling costs while raising quality and expanding access to healthcare. Healthcare in China confronts a "perfect storm" with steeply rising social and financial costs that could become a huge burden on the nation in a handful of decades. To quote from a Lancet editorial (October 25th 2008, vol. 372, p. 1437), "The population demographics are uneven, exaggerated by rapid ageing, as a result of the single child policy, and by the large number of highly mobile workers within the country. The health infrastructure is variable, with world leading medical centers in the populous east of the country, whereas more rural areas lack basic sanitation. Despite better control, infectious diseases still account for considerable morbidity with an ever-present danger of new outbreaks. Alongside communicable diseases are the increasing burdens caused by the diseases of affluence and changing lifestyles. Meanwhile the ability to deliver care is compromised by an uneven distribution of human resources and the loss of doctor to other professions. In addition to the breadth of the challenges, the size of the task is enormous. A Chinese man smokes one in every three cigarettes. 177 million adults in China have hypertension but few receive effective treatment". The inexorable march of non-communicable diseases is heightening concerns, as these are now responsible for 80 percent of all deaths and 69 percent of the disease burden—higher than in the advanced countries—and they threaten to significantly erode China's economic gains (World Bank 2011). David Cutler (2003) has estimated that OECD countries can expect healthcare costs to rise by 5.7 percent of GDP just on the basis of demographic and technological changes. The increase could be greater in China given its stage of development, rising incomes, changing lifestyles and its epidemiological profile. Containing healthcare costs while providing modern healthcare to the entire population promises to remain a long-term policy objective. And the experience of advanced countries points to the urgency of policy intervention, before institutions have had time to solidify and strong vested interests have become almost politically invincible, as is the case in the United States but also in Europe and Japan, and the system acquires an immense status quo bias (Starr 1984, 2011).

Clearly innovation is only a part of the answer, and in fact some of the cost escalation¹⁷⁵ is directly attributable to advances in pharmaceuticals, diagnostic devices, medical implants and others. But there is also no doubt that technological improvements are also behind some of the advances in the quality of healthcare and increasing longevity (Lichtenberg 2008, 2010, 2011). Among the innovations that are likely to play a major role in the future, advances in preventive medicine which reduce the risks from communicable diseases, ameliorate the effects of chronic ailments, bring about changes in lifestyles and ensure that the majority of the population has access to clean water and good sanitation, deserve the most prominence. Some of these will involve bio pharmaceutical innovations but many others will play a role. Digital medicine is set to greatly expand its contribution by revolutionizing billing, ordering, record keeping and sharing, and medical administration. Digital medicine is also transforming the access to medi-

¹⁷⁵ One explanation is that the incentives for innovation by providers are much too generous particularly in the US and the checks on cost escalation through the excessive use of new technologies some of dubious efficacy are too weak. See Callahan (2009).

cal information, communication between doctors and patients and the monitoring of patients by providers. Advances in distance medicine is a medical assets multiplier whose potential is only begun to be tapped through new diagnostic and other devices as well as through the outsourcing of diagnosis. The potential of digital technology, how it can be assimilated (and the advantages of early action) and the many ethical, procedural, administrative and financial hurdles, are lucidly discussed by West and Miller (2009).¹⁷⁶

ICT can also help to contain costs by enabling a much more exact measurement of total costs of care than is the case currently. Providers and insurers have only a very rough idea of the costs of caring for a patient and now are in a position to track the type and amount of resources used over the course of a medical condition (Kaplan and Porter 2011).

Christensen, Grossman and Hwang (2009) highlight another aspect of innovations in the bio pharmaceutical and diagnostic fields with potentially disruptive and cost reducing effects. This is the rise of so-called precision medicine tailored to the unique genetic profile of each patient which would sharpen the accuracy of diagnosis and ensure that each ailment is treated with the medications calculated to have greatest effect and the fewest side effects.¹⁷⁷ The cost savings from this could be large.

To strike the best balance between the quality of healthcare and costs, China will have to strive after medical innovation that is tempered by effective regulation (which minimizes red tape, optimizes incentives for providers, and fully harnesses ICT) and competition among providers on results so that more patients migrate to better providers. Porter and Teisberg (2006, p. 7, 13) note that “Good quality is less costly because of more accurate diagnoses, fewer treatment errors, lower complication rates, faster recovery, less invasive treatments, and the minimization of the need for treatment. Competition on results to improve patient value is an irresistible force for transforming the healthcare system without the need for top-down government intervention”. Greater competition in healthcare would be very much in tune with the overall strategy to build a more competitive economic system.

2. Building Green, Smart and Innovative Cities

Investment in technological capacity is more likely to result in a flourishing of innovation in a competitive environment and in “open” cities.¹⁷⁸ Learning from its experience with rapid industrialization in the 1980s, China initially sought to enlarge technological capacity in a small number of coastal cities (notably Shenzhen—and other cities in the PRD—Shanghai, Guangzhou and Beijing) with the help of FDI, imported equipment embodying new techniques, licensing and reverse engineering. The decentralized urban-centered approach bolstered by suitable organizational and fiscal incentives, increased R&D, jumpstarted technology assimilation from abroad and created the framework for stimulating indigenous technology development. On the technological plane, these cities are performing the functions of the special economic zones in the 1980s. The proposed intensification of R&D activities during 2011–2020 the increasing emphasis on achieving technological parity with the West and on greening growth to improve quality and minimize environmental costs, offers an opportunity to develop the innovation capacity of the coastal and some of the inland cities and in the process, increase the productivity of R&D expenditures.

Innovative cities rely upon the quality of human capital, on institutional mechanisms and basic research of a high order for generating ideas and on ways of debating, testing and perfecting these ideas and transforming them into marketable products. The innovative city achieves

¹⁷⁶ There is a vast literature on e-medicine and on distance medicine in the technical journals.

¹⁷⁷ A profiling of patients would initially be based on the patient’s genome although later it could be done through the transcriptome. This approach would enable the medical establishment to anticipate and prevent diseases to which a patient might be susceptible in the future and to develop drugs for currently incurable diseases.

¹⁷⁸ See also Hu (2011, p. 97).

rapid and sustainable growth of industry by bringing together and fully harnessing four forms of intelligence: the human intelligence inherent in local knowledge networks of which research universities are a vital part; the collective intelligence of institutions that support innovation through a variety of channels; the production intelligence of a diversified industrial base that is a source of urbanization economies; and the collective intelligence that can be derived from the effective use of digital networks and online services, and face to face contacts in a conducive urban environment (Komninos 2008).

The leading global innovative hotspots are open to ideas and thrive on the heterogeneity of knowledge workers drawn from all over the country—and the world.¹⁷⁹ Moreover such cities are closely integrated with other global centers of research and technology development and their teaching and research institutions must compete with the best for talent and to validate their own ideas. For innovative cities, openness and connectivity are more important than scale. These contribute to the productivity of research and the generation as well as the validating of ideas. However, urbanization economies arising from size and industrial diversity can confer important benefits by providing a mix of technologies and production expertise out of which innovations can arise and which provide the soil for new entrants to take root.¹⁸⁰ Connectivity via state of the art telecommunications and transport infrastructure (airports in particular)¹⁸¹ is a source of virtual agglomeration for an intelligent city, which confers the advantages of a large urban center without the attendant disadvantages of congestion and pollution. In this respect, the smaller innovative cities of Europe and the U.S. enjoy the advantages of livability without sacrificing the productivity gains accruing from agglomeration.¹⁸²

To exploit the innovation potential inherent in virtual agglomeration, innovative cities need to actively network with other centers throughout the region and the world and build areas of expertise. This calls for embracing a culture of openness, and activism on the part of major local firms and universities to translate such a culture into commercial and scientific linkages that span the globe. However, to be recognized as an innovation hotspot, one or a few local firms must join the ranks of the world's leading companies in a technologically dynamic field¹⁸³ and account for a sizable share of the global market.

Last but not least, because innovative cities are at the leading edge of the knowledge economy, their design, physical assets, attributes and governance need to reflect their edge over others. Industrial cities can become innovative cities and in fact, a strong manufacturing base can be an asset as it is for Tokyo, Stuttgart, Munich, Seoul, Seattle, and Toulouse. But industry is not a necessary condition: Cambridge (UK), Helsinki, San Francisco, and Kyoto are not industrial cities, they are innovative cities that have acquired significant production capabilities that are Hi-tech or I-tech.

Cities become innovative because existing industries or institutions help to nucleate new activities and start a chain reaction. The process can be initiated by any of a number of catalysts. Decisive and visionary leadership by leading stakeholders; the upgrading and transformation of a local university; the creation of a new research institution; the arrival or growth of a major firm; a small cluster of dynamic start-ups; or some other catalytic event that energizes a combination of intellectual and productive activities. There are virtually no instances in the past two decades of innovative cities being successfully made to order anywhere in the world.

¹⁷⁹ The advantages of diversity are convincingly presented by Scott Page (2007).

¹⁸⁰ See for instance Henderson (2003); and Henderson (2010). Carlino, Chatterjee and Hunt (2007); and Carlino and Hunt (2009).

¹⁸¹ See Kasarda and Lindsay (2011).

¹⁸² A city that is top ranked with respect to high-tech and I-tech scores is Seattle, the home of Boeing and also of Microsoft. The composition of employment in Seattle by subsector, favors activities notable for their technology intensity such as aircraft and measuring instruments, and for IT intensity such as insurance, computer programming and architectural services. Innovative cities are also likely to fulfill the criteria of livability such as environmental quality, public services, recreational amenities, housing and connectivity. Seattle for example is one of the better run and most livable cities in the U.S. with an attractive coastal location.

¹⁸³ Demonstrated by high rates of patenting.

The attempts to engineer science cities such as in Tsukuba in Japan and Daejeon in Korea as well as other *technopoles* in Europe have rarely lived up to expectations.

The S&T capacity of China's coastal cities is well established and being steadily augmented through rising investment in the research infrastructure; that of several inland cities is now being developed through increasing attention to regional innovation policies. Cities such as Xi'an, Chengdu, Zhengzhou, Hefei and others are attempting to raise the profile of their leading universities, grooming local firms that could become industrial anchors for local clusters, much like ARM¹⁸⁴ and Cambridge Consultants served as the anchors for the electronics cluster in Cambridge U.K. Several cities such as Chengdu, Shenyang and Chongqing¹⁸⁵ have also been successful in persuading MNCs to set up production facilities, which augment manufacturing capabilities and create the preconditions for a concentration of the value chain.¹⁸⁶ Moreover, the leading inland cities are investing in the transport infrastructure to improve connectivity and all have established industrial parks to provide space and services for industry to grow. These plus a full suite of incentives satisfy most of the preconditions for the emergence of innovative industrial clusters. What might be missing is focus on industry in the interests of specialization and on the quality of the environment.

Greening Urban Growth

Economic growth that is largely urban driven must be rendered climate friendly. Hence the “greening” of urban growth is becoming a priority in China and worldwide. Although the precise meaning of green growth remains somewhat elusive, it points to the possibility of achieving sustainable urban development through a virtuous spiral of innovations. At the core of green growth is the assumption that the energy, natural capital and emissions intensity of GDP can be contained or reduced as economies expand. But the hope is that if greening can be mainstreamed much more can be achieved: a green growth strategy should lead to development of and investments in low carbon technologies and infrastructures that bring about a green industrial revolution creating the jobs and raising incomes without the negative externalities associated with the fossil fuel based growth of the past two centuries, and greening can contain the trend change in the climate. An exploration of the possibilities is still at an early stage and hemmed in by the prevalence of entrenched technologies but even now it is obvious that if the revolution is to succeed, much will depend upon the initiatives taken by cities and how effectively these are implemented.

To realize the potential of green urban growth, a conceptual framework can usefully provide the scaffolding for policies—national and local. In this context, an intersection of two concepts pertaining to general purpose technologies and to agglomeration economies, can serve to identify and elaborate actions to promote green growth.

Long cycles of growth augmenting technological change are associated with the emergence and diffusion general-purpose technologies (GPTs) which have protracted and economy wide effects. A GPT has three characteristics (See Bresnahan and Trajtenberg 1996):

1. *Pervasiveness*—It should spread to most sectors.
2. *Improvement*—It needs to evolve and improve over time with users benefitting from steadily falling costs.

¹⁸⁴ ARM (Advanced RISC Machines) was established in 1990 as a joint venture between Acorn Computers, Apple Inc, and VLSI Technologies. It is the leading producer of microprocessors for mobile telecommunications.

¹⁸⁵ Chongqing, in particular has demonstrated great initiative in persuading HP and Foxconn to relocate their laptop assembly operations and support operations—the lure being cheaper labor and land, lower taxes and strengthened logistics “HP, Foxconn 2009”.

¹⁸⁶ However, most of the more than 600 R&D centers established by MNCs are in the coastal cities, chiefly Shanghai and Beijing.

3. *Innovation spawning*—The GPT should promote invention and provide the soil for new products, processes and related organizational and institutional changes.

Steam, electricity, the internal combustion engine and now IT, are the emblematic GPTs¹⁸⁷. Each was and is responsible for urban industrialization extending over several decades, requiring a massive volume of investment. The effects were not limited to a single sector, instead GPTs unleashed innovations that diffused through and energized the entire economy. The innovations shifted the production frontier, triggered sustained investment in new products, business models and modes of production and served as the foundations of long term economic growth. Starting in the 1970s, the benefits from IT began filtering through the global economy and very likely will continue to stimulate innovation and productivity for another decade or two. However, with the looming threat of climate change from accumulating GHGs largely released by urban centers (up to 80% of the total) and the increasing press of energy and resource scarcities, there is a need for energy and resource utilization systems that in conjunction with IT, will gradually transform the entire urban economy with seismic network effects similar to those that arose from the displacement of wood as the primary source of energy by coal.

A green growth strategy can potentially reinforce the productivity gains from urban agglomeration by introducing technological innovations and minimizing the productivity eroding effects of urban sprawl, land use distortions, inattention to the design of cities, inefficient services and infrastructures and transport systems catering to ever increasing auto-mobility. Green urbanization suggests a number of policy directions:

- With respect to urban design, it would put a premium on the compactness of cities and mixed-use neighborhoods with due attention to and investment in public transport systems, green spaces and recreational amenities so as to reduce energy intensity as well as environmental pollution.
- It would seek to more fully realize the returns from urban real estate and supporting infrastructures while remaining mindful of urban congestion and without compromising individual intra-urban mobility and the quality of urban life.
- To deliver on its growth potential, green urban agglomeration would need to be hospitable to the continued vitality of existing industrial activities (while providing incentives for the greening of these activities) and to the emergence of new industrial clusters producing tradables so as to generate net employment and a flow of exports.
- It would support the growth of urban industries and services producing for the green economy: the adoption of energy and resource conserving technologies (e.g., smart grids, energy efficient housing and consumer products) backed by standards, regulations, pricing and procurement policies plus consumer education campaigns which bring about a shift in preferences; of technologies controlling emissions and waste; and of techniques promoting recycling and disposal to minimize environmental impacts. To this end, green urbanization must strive after a mix of entrepreneurship and specialized skills to research, produce, transport, install and service the technologies and products driving green cities. Thus the productivity of green urbanization would be even more closely related to technological change guided by market and non-market signals, as well as the quality and skills of the urban workforce.
- Exploiting the sources of green growth to the full will be a function of creative urban and national bureaucracies committed to a green agenda and able to respond quickly to new information, formulate and implement policies and achieve the necessary interdepartmental and inter-jurisdictional coordination the lack of which all too often stifles change. More so than in the past, the bureaucracies will need to be prodded by a vigilant, informed and networked civil society to set targets, learn from best practice, benchmark and produce results.

¹⁸⁷ Jovanovic and Rousseau (2005), <http://www.econ.nyu.edu/user/jovanovi/JovRousseauGPT.pdf>

While the possibilities inherent in green technologies and in green urbanization deserve serious attention, good policies are difficult to identify and will only emerge once a number of questions have been empirically addressed:

First, it is important to ascertain the practicality of the green growth concept for policy-making purposes and how compatible it is with other views of economic growth. Moreover, given that the current share of green industries (producing “environmental goods”) is small (it is about 1.5% of total employment in OECD countries), what would it take for the green economy to become a significant growth driver within the next two decades?

Second, it is desirable to canvas international experience with net job creation (are green jobs new jobs?) and local industrialization, and productivity gains at a city level of policies aimed at: increasing energy efficiency and conservation (smart meters); substituting renewable with fossil based energy and developing advanced storage devices for use with intermittent power generating sources; retrofitting existing structures (residential and commercial) and (power, water supply, transport and sanitation) systems with new green technology based equipment; and managing ownership and use of private cars (with the help of sensor technologies and ICT).

Third, China needs to learn from domestic and international sources about the more effective application of policy vehicles/instruments to support green urbanization and how might they be improved. These include:

- Public bureaucracies tasked with devising, implementing and monitoring green strategies;
- Local taxes, fees other charges to manage energy and resource consumption as well as raise revenues some of it for green infrastructure and development. And the use of local or national carbon markets to manage energy consumption;
- Zoning, land use, floor area ratios, real estate/property taxes (to limit urban sprawl) and urban design to arrest current trends, promote compact, green development and begin transforming legacy urban infrastructure;
- Subsidies, tax and other incentives in support of specialized training to enlarge the pool of relevant skills, provide incentives for research and encourage start-up activity in green industries;
- Standards and codes for structures and equipment; eco labeling; incentives to use green energy; and education programs to stimulate use of green technologies;
- Fiscal instruments and financing vehicles (public/private, foreign funded) to raise the capital for the substantial up front spending needed to jump start green development, implement green urban projects, many with long payback periods, and maintain the momentum of green development over the long haul;
- Technology parks, seed capital and tax exemptions to induce the formation of green industrial clusters.

Finally, it is important to take a measure of green technologies likely to mature over the next fifteen years most of which are already known and judge whether a new green general purpose technology comparable to the Internet and the internal combustion engine is emerging which will impinge upon many areas of activity and result in long term productivity gains of the magnitude associated with the diffusion of ICT. This would help clarify whether there is an accumulating fund of reasonably tested and cost effective low carbon/green technologies (e.g. in the construction industry and related to the development of smart transport systems) waiting to be exploited or are most technologies (e.g. light weight electric cars connected by a mobility internet) still at an early stage or as yet undiscovered? In other words, tomorrow’s green electrons should not just be expensive versions of today’s brown electrons: greening should be part and parcel of a quantum leap in technology and productivity. The question to be asked is: How quickly could the most promising and relatively cost effective technologies be scaled up given financing availability, technological expertise, industrial capacity, public readiness to

adopt new technologies and lifestyles and constraints posed by legacy infrastructures, vested interests and mainstream technologies?

Concluding Observations

Technological progress and the flourishing of innovation in China will be the function of a competitive, globally networked ecosystem constructed in two stages during 2011–2030. Government policy will provide most of the impetus in the first stage but success will hinge on the quality of the workforce, the initiative and strategy of firms, the emergence of supporting services and the enabling environment provided by cities. Human talent is the source of innovation: its flowering depends on the research infrastructure in firms and cities and the degree of global networking. The innovativeness of the business sector is a function of many factors some of which such as management, competition and strategy, are listed above.

With respect to China's emerging innovative cities (coastal and inland), two points need to be emphasized. First, state owned and state controlled enterprises continue to account for a significant share of production in key industries. Second although the innovation systems created by the cities are encouraging new entrants, it is not apparent from the low rate of entry and exit that truly innovative firms, especially privately owned SMEs are being groomed or that struggling firms are allowed to fail in sufficient numbers. Making SOEs more innovative will contribute significantly to China's sustained growth. The best bet is an innovation system anchored to and drawing its energy from a competitive national economy.

Annex A Annex Tables

TABLE 1 Annual TFP growth rate: major industries, 1999–2004

	China	Japan	Korea
Construction	-1.74	0.18	-1.06
Food and Kindred Products	-0.29	1.20	1.91
Textile Mill Products	0.16	1.56	1.65
Apparel	0.80	1.00	2.65
Paper and Allied Products	1.47	0.57	1.57
Chemicals	0.60	1.94	-0.97
Stone, Clay and Glass Products	3.70	2.09	3.48
Primary Metals	-0.28	1.53	-2.85
Non-electrical Machinery	2.71	1.78	1.65
Electrical Machinery	2.83	5.18	11.05
Motor Vehicles	2.78	1.13	1.39
Transportation	4.94	1.80	9.15

Source: Keiko Ito, Moosup Jung, Young Gak Kim, Tangjun Yuan, 2008, "A comparative Analysis of Productivity Growth and Productivity Dispersion: Microeconomic Evidence Based on Listed Firms from Japan, Korea and China", Working Paper Series, CCAS No. 008

TABLE 2 Top USPTO patents by inventor with Chinese residents, 2005–2009

Class	Rank	Class Title	% of Total Patents
439	1	Electrical Connectors	10.3%
361	2	Electricity: Electrical Systems and Devices	6.8%
370	3	Multiplex Communications	3.4%
382	4	Image Analysis	3.2%
424	5	Drug, Bio-Affecting and Body Treating Compositions (includes Class 514)	2.8%
707	6	DP: Database and File Management or Data Structures (Data Processing)	2.5%
455	7	Telecommunications	2.1%
438	8	Semiconductor Device Manufacturing: Process	1.9%
375	10	Pulse or Digital Communications	1.7%
532	14	Organic Compounds (includes Classes 532-570)	1.4%
435	17	Chemistry: Molecular Biology and Microbiology	1.1%
385		Optical Waveguides	0.8%
356		Optics: Measuring and Testing	0.6%
280		Land Vehicles	0.5%
99		Foods and Beverages: Apparatus	0.2%
123		Internal-Combustion Engines	0.2%
180		Motor Vehicles	0.1%

Source: USPTO.

TABLE 3 WIPO Patent Cooperation Treaty, Share of International Patents by Sector, 2007–2009

Sector of Technology / Field of Technology	Worldwide Ratio	China Ratio	% by China
Total *	100.00%	100.00%	3.15%
I Electrical engineering	29.48%	53.14%	5.67%
1 Electrical machinery, apparatus, energy	5.20%	5.38%	3.25%
2 Audio-visual technology	3.16%	2.46%	2.45%
3 Telecommunications	4.61%	11.33%	7.73%
4 Digital communication	4.69%	25.76%	17.28%
5 Basic communication processes	0.87%	0.78%	2.84%
6 Computer technology	6.37%	5.11%	2.53%
7 IT methods for management	1.27%	0.70%	1.72%
8 Semiconductors	3.31%	1.62%	1.54%
II Instruments	16.23%	7.86%	1.52%
9 Optics	2.96%	1.59%	1.69%
13 Medical technology	5.90%	2.72%	1.45%
III Chemistry	29.61%	18.49%	1.97%
15 Biotechnology	3.61%	1.98%	1.73%
16 Pharmaceuticals	37.67%	4.55%	2.34%
18 Food chemistry	1.11%	0.72%	2.04%
19 Basic materials chemistry	3.42%	1.68%	1.54%
20 Materials, metallurgy	2.00%	1.37%	2.16%
21 Surface technology, coating	2.04%	1.08%	1.67%
22 Micro-structural and nano-technology	0.25%	0.04%	0.45%
23 Chemical engineering	2.76%	2.08%	2.38%
24 Environmental technology	1.51%	1.20%	2.49%
IV Mechanical engineering	18.31%	12.93%	2.22%
32 Transport	3.46%	2.21%	2.01%

Source: China State Intellectual Property Office.

*Note: Under the WIPO approach, one application may have several IPC classes and may belong to different technology field. In this case, every technology field will be counted. As a result, the sum of the total number of all technology fields could be larger than the total number of applications in the year.

TABLE 4 Sector Composition of New Entrants (Legal Unit) by Established Time, Guangdong, Beijing and Zhejiang, 2008

(%)	Guangdong			Beijing			Zhejiang		
	1996	2001	2006	1996	2001	2006	1996	2001	2006
	-	-	-	-	-	-	-	-	-
	2000	2005	2008	2000	2005	2008	2000	2005	2008
Manufacturing	29.03	35.71	32.84	14.65	10.64	6.36	51.22	48.98	42.98
Processing of Food from Agricultural Products	0.84	0.58	0.32	0.49	0.26	0.14	1.25	0.75	0.55
Manufacture of Foods	0.86	0.59	0.34	0.53	0.29	0.19	0.50	0.33	0.27
Manufacture of Beverage	0.29	0.24	0.15	0.20	0.11	0.05	0.65	0.46	0.31
Manufacture of Tobacco	0.01	0.00	0.00	0.00	0.00	0.00	0.00	0.00	0.00
Manufacture of Textile	1.24	1.72	1.19	0.33	0.21	0.11	5.30	5.78	4.86
Manufacture of Textile Wearing Apparel, Foot ware and Caps	1.68	2.54	2.80	0.95	0.76	0.69	2.22	2.34	2.30
Manufacture of Leather, Fur, Feather and Its Products	0.86	1.24	1.60	0.09	0.06	0.06	1.78	1.40	1.32
Processing of Timbers, Manufacture of Wood, Bamboo, Rattan, Palm, Straw	0.46	0.54	0.61	0.20	0.22	0.24	0.75	0.78	0.82
Manufacture of Furniture	0.97	1.02	1.16	0.46	0.44	0.42	0.55	0.58	0.63
Manufacture of Paper and Paper Products	1.15	1.47	1.26	0.38	0.28	0.21	1.77	1.45	1.20
Printing, Reproduction of Recording Media	1.52	1.67	1.00	0.62	0.41	0.21	1.85	1.56	0.89
Manufacture of Articles for Culture, Education and Sport Activity	0.62	0.67	0.55	0.17	0.11	0.05	1.01	1.04	0.88
Processing of Petroleum, Coking, Processing of Nucleus Fuel	0.07	0.07	0.04	0.14	0.06	0.02	0.05	0.04	0.04
Manufacture of Chemical Raw Material and Chemical Products	1.58	1.63	1.07	1.07	0.66	0.24	1.86	1.53	1.05
Manufacture of Medicines	0.16	0.17	0.09	0.30	0.18	0.06	0.29	0.21	0.13
Manufacture of Chemical Fiber	0.04	0.06	0.02	0.02	0.01	0.01	0.21	0.23	0.14
Manufacture of Rubber	0.33	0.45	0.43	0.10	0.06	0.03	0.69	0.58	0.44
Manufacture of Plastic	2.56	3.21	2.89	0.75	0.48	0.25	3.72	3.74	3.26
Manufacture of Non-metallic Mineral Products	1.77	1.77	1.31	1.02	0.84	0.43	1.82	1.73	1.41
Manufacture and Processing of Ferrous Metals	0.11	0.19	0.14	0.05	0.06	0.02	0.40	0.41	0.35
Manufacture and Processing of Non-ferrous Metals	0.26	0.40	0.33	0.11	0.09	0.03	0.52	0.50	0.40
Manufacture of Metal Products	3.22	3.87	3.75	1.40	1.13	0.63	3.59	3.39	3.09
Manufacture of General Purpose Machinery	1.15	1.57	1.51	1.28	0.90	0.56	6.46	6.64	6.00
Manufacture of Special Purpose Machinery	1.09	1.64	1.87	1.05	0.80	0.43	2.30	2.41	2.18
Manufacture of Transport Equipment	0.70	0.80	0.56	0.51	0.43	0.20	2.87	2.65	2.73
Manufacture of Electrical Machinery and Equipment	2.34	3.08	3.10	0.87	0.64	0.41	4.43	4.07	3.79
Manufacture of Communication, Computer, Other Electronic Equipment	1.77	2.73	2.96	0.70	0.52	0.25	1.18	1.22	1.11
Manufacture of Measuring Instrument, Machinery for Cultural and Office Work	0.40	0.46	0.49	0.58	0.43	0.21	1.23	0.87	0.66
Manufacture of Artwork, Other Manufacture	0.87	1.14	1.05	0.28	0.20	0.20	1.84	2.09	2.01
Information Transfer, Computer Services and Software	1.41	2.78	3.52	4.86	6.80	6.69	1.11	2.40	3.15
Telecommunications and Other Information Transmission Services	0.25	0.43	0.55	0.74	1.05	0.92	0.18	0.20	0.21
Computer Services	0.45	1.16	1.57	1.78	2.23	2.23	0.56	1.60	1.98
Software	0.70	1.18	1.40	2.34	3.52	3.55	0.37	0.61	0.96
Finance	0.23	0.29	0.37	0.24	0.40	0.47	0.18	0.30	0.59
Banking	0.08	0.01	0.05	0.05	0.01	0.04	0.05	0.03	0.03
Securities	0.04	0.02	0.01	0.05	0.04	0.05	0.01	0.00	0.02
Insurances	0.05	0.18	0.18	0.06	0.21	0.18	0.04	0.09	0.14
Other financial Activities	0.06	0.08	0.13	0.09	0.14	0.20	0.08	0.17	0.40
Tenancy and Business Services	9.04	9.01	9.93	12.77	17.38	20.13	6.45	6.12	8.68
Leasing	0.10	0.17	0.20	0.71	0.68	0.72	0.16	0.20	0.38
Business Services	8.95	8.84	9.73	12.05	16.71	19.41	6.30	5.91	8.30
Scientific Research, Technical Service and Geologic Perambulation	1.98	2.87	3.16	6.68	7.53	8.69	1.74	2.21	2.63
Scientific Research and Experiment Development	0.30	0.63	0.92	0.63	0.79	0.75	0.17	0.18	0.22
Technical Service	1.35	1.78	1.75	2.67	2.93	2.74	1.05	1.30	1.23
Scientific Exchange and Disseminate Service	0.32	0.45	0.48	3.32	3.72	5.12	0.50	0.72	1.17
Geologic Perambulation	0.01	0.01	0.01	0.05	0.08	0.06	0.01	0.01	0.01
Education	3.97	2.42	1.56	1.89	1.85	1.66	3.24	2.04	1.31

Source: Economic Census yearbook, Beijing, Guangdong and Zhejiang 2008.

*Note: For example, 29.03% represent the proportion of the aggregate newly entering firms established from year 1996 to year 2000 in Guangdong province were manufacturing firms. New entrants are approximate estimated by the established time of the current survival firms (some firms that have closed down before the survey year were not accounted in calculation). If the firm change the industry affiliation, the data will reflect the establish time of the firm instead of the time that the firm enter the new industry. This may underestimated the new entry of S&T firms in recent year if a large proportion of firms changed their industry affiliation from traditional sectors to high-tech sectors.

TABLE 5 Number of Patents in Force in *High-tech Industry* by Industrial Sector and Registration Status, 2009

	Large-sized Enterprises	Share (%)	Middle-sized Enterprises	Share (%)	Small-sized Enterprises	Share (%)
Total	22975	55.81	8855	21.51	9340	22.69
Manufacture of Medicines	1460	24.26	2451	40.73	2106	35.00
Manufacture of Chemical Medicine	795	32.41	967	39.42	691	28.17
Manufacture of Finished Traditional Chinese Herbal Medicine	646	29.16	1031	46.55	538	24.29
Manufacture of Biological and Biochemical Chemical Products	10	1.32	284	37.47	464	61.21
Manufacture of Aircrafts and Spacecrafts	368	59.16	197	31.67	57	9.16
Manufacture and Repairing of Airplanes	367	69.11	113	21.28	51	9.60
Manufacture of Spacecrafts	1	1.52	59	89.39	6	9.09
Manufacture of Electronic Equipment and Communication Equipment	17120	69.70	4178	17.01	3264	13.29
Manufacture of Communication Equipment	14000	89.68	770	4.93	841	5.39
Manufacture of Radar and Its Fittings	12	24.49	31	63.27	6	12.24
Manufacture of Broadcasting and TV Equipment	83	27.04	66	21.50	158	51.47
Manufacture of Electronic Appliances	2084	43.98	1523	32.14	1131	23.87
Manufacture of Electronic Components	328	18.50	848	47.83	597	33.67
Manufacture of Domestic TV Set and Radio Receiver	553	41.02	612	45.40	183	13.58
Manufacture of Other Electronic Equipment	60	8.15	328	44.57	348	47.28
Manufacture of Computers and Office Equipments	3525	70.28	667	13.30	824	16.43
Manufacture of Entired Computer	2630	94.47	108	3.88	46	1.65
Manufacture of Computer Peripheral Equipment	437	27.96	444	28.41	682	43.63
Manufacture of Office Equipment	1	1.25	41	51.25	38	47.50
Manufacture of Medical Equipments and Measuring Instrument	502	10.14	1362	27.50	3089	62.37
Manufacture of Medical Equipment and Appliances	112	7.85	322	22.58	992	69.57
Manufacture of Measuring Instrument	390	11.06	1040	29.49	2097	59.46

Source: China Statistics Yearbook on High Technology Industry 2010.

TABLE 6 Innovation Inputs and Outputs of on Industrial Enterprises in China, by enterprise size, 2009 (%)

	Percentage of Enterprises Having R&D Activities	R&D expenditure as percentage of sales revenue of core businesses	R&D Personnel as a percentage of total employment	Patent in force per 100 million Yuan of R&D expenditure	Patents in force per 100 R&D Personnel
Total	8.47	0.74	2.19	29.18	6.18
Large and Medium-sized Enterprises	30.48	1.03	3.19	23.58	5.37
Small-sized Enterprises	6.16	0.28	0.99	61.90	9.27

Source: China Statistical Yearbook on Science and Technology 2010.

TABLE 7 Innovation Inputs and Outputs of on Industrial Enterprises in High-tech Industry in China, by enterprise size, 2009 (%)

	Percentage of Enterprises Having R&D Institutions	Percentage of Enterprises Having R&D Activities	R&D expenditure as percentage of sales revenue of core businesses	R&D Personnel as a percentage of total employment	Patent in force per 100 million Yuan of R&D expenditure	Patents in force per 100 R&D Personnel
Total	17.52	25.53	1.63	4.96	42.51	8.67
Large -sized Enterprises	53.61	61.68	1.71	6.06	43.67	10.81
Medium-sized Enterprises	40.82	46.81	1.81	4.87	28.01	5.22
Small-sized Enterprises	12.01	20.42	1.12	3.58	74.03	10.11

Source: China Statistical Yearbook on Science and Technology 2010.

TABLE 8 Foreign Direct Investment: Capital Utilized: by Industry, 2004–2009

	2004	2007	2009
Total	100	100	100
Agricultural	1.84	1.11	1.52
Agricultural: Farming	0.89	0.47	0.80
Mining	0.89	0.59	0.53
Manufacturing	70.95	48.93	49.72
Textile	3.88	2.21	1.48
Chemical Material & Product	4.38	3.46	4.24
Medical & Pharmaceutical Product	1.11	0.72	1.00
Universal Machinery	3.58	2.58	3.17
Special Purpose Equipment	3.13	2.77	2.74
Comm, Computer & Other Electronic Equip	11.64	9.20	7.63
Electricity, Gas & Water Production & Supply	1.87	1.28	2.25
Construction	1.27	0.52	0.74
Transport, Storage & Postal Service	2.10	2.40	2.69
Information Transmission, Computer Service & Software	1.51	1.78	2.39
Wholesale and Retail Trade	1.22	3.20	5.73
Accommodation & Catering Trade	1.39	1.25	0.90
Banking & Insurance	0.42	10.79	4.77
Real Estate	9.81	20.46	17.86
Leasing and Commercial Service	4.66	4.81	6.46
Scientific Research, Polytechnic Service & Geological	0.48	1.10	1.78
Water Conservancy, Environment & Public Utility Mgt	0.38	0.33	0.59
Residential and Other Service	0.26	0.87	1.69
Education	0.06	0.04	0.01
Health Care, Social Security & Welfare	0.14	0.01	0.05
Culture, Sport & Recreation	0.74	0.54	0.34
Public Management and Social Organization	0.00	0.00	0.00

Source: CEIC database.

TABLE 9 Patent family applications by value and country absolute volume

Year	High Value			Intermediate Value			Low Value		
	CN	DE	US	CN	DE	US	CN	DE	US
1990	5	2,139	5,784	51	10,101	40,232	27,343	32,021	40,232
1991	5	1,781	4,747	37	10,445	39,887	33,158	35,216	39,887
1992	7	1,727	4,696	59	10,614	42,843	43,215	38,082	42,843
1993	4	1,868	4,314	47	11,014	48,298	44,879	40,573	48,298
1994	5	2,056	4,200	69	11,766	55,841	42,237	42,400	55,841
1995	3	2,107	3,888	64	12,073	62,261	41,296	43,300	62,261
1996	4	2,100	3,980	74	14,003	61,888	46,287	47,106	61,888
1997	8	1,851	3,977	97	15,218	68,525	48,099	49,319	68,525
1998	6	1,836	3,799	121	16,349	65,965	50,476	51,057	65,965
1999	5	1,543	3,743	160	17,167	66,363	59,659	52,417	66,363
2000	2	1,421	3,312	269	16,807	65,797	74,843	51,879	65,797
2001	10	980	2,564	333	16,143	62,624	87,826	49,961	62,624
2002	15	644	2,361	461	14,896	59,977	109,524	46,721	59,977
2003	13	556	2,027	759	15,603	50,830	133,444	47,140	50,830
2004	27	629	2,142	1,347	17,345	49,273	147,734	50,054	49,273
2005	25	606	1,722	2,528	18,321	50,098	187,067	47,245	50,098
Sum	141	23,843	57,254	6,476	227,867	890,706	1,177,087	724,491	890,706

Source: Philipp Boeing and Philipp Sandner (2011).

TABLE 10 Regional and Provincial Productivity in China (RMB10K/person)

		2004	2005	2007	2009
Eastern region	Region	3.625	4.137	5.359	6.518
	Beijing	6.771	7.482	8.416	9.683
	Fujian	3.171	3.516	4.627	5.642
	Guangdong	4.371	4.757	5.873	6.996
	Guangxi	1.296	1.508	2.158	
	Hainan	2.180	2.368	2.949	2.711
	Hebei	2.481	2.912	3.843	3.834
	Jiangsu	4.034	4.721	6.139	4.420
	Liaoning	3.419	4.048	5.322	7.596
	Shandong	3.041	3.623	4.934	6.946
	Shanghai	9.938	10.696	13.905	6.220
	Tianjin	7.373	8.662	11.671	16.192
	Zhejiang	3.767	4.196	5.195	14.828
Central Region	Region	1.890	2.201	3.004	3.937
	Anhui	1.378	1.543	2.047	2.727
	Heilongjiang	2.926	3.390	4.256	5.089
	Henan	1.531	1.870	2.601	3.275
	Hubei	2.176	2.436	3.341	4.285
	Hunan	1.567	1.780	2.454	3.342
	Inner Mongolia	2.984	3.742	5.632	8.526
	Jiangxi	1.695	1.925	2.505	3.411
	Jilin	2.799	3.293	4.821	6.144
	Shanxi	2.422	2.831	3.699	4.600
Western Region	Region	1.436	1.625	2.199	2.939
	Chongqing	1.594	1.784	2.304	3.476
	Gansu	1.277	1.435	1.966	2.408
	Guizhou	0.774	0.893	1.201	1.671
	Ningxia	1.802	2.023	2.873	4.120
	Qinghai	1.772	2.030	2.836	3.787
	Shaanxi	1.685	1.952	2.844	4.256
	Sichuan	1.417	1.604	2.198	2.862
	Tibet	1.634	1.789	2.227	2.610
	Xinjiang	2.967	3.407	4.399	5.158
	Yunnan	1.283	1.411	1.823	2.260

Source: China Statistical Yearbook 2005–2010.

Note: 1) Productivity is calculated by dividing regional GDP with region's labor force.

TABLE 11 Domestic Patents Granted in Different Provinces in China, 2009

East Region		Middle Region		West Region	
Beijing	22921	Anhui	8594	Chongqing	7501
Fujian	11282	Heilongjiang	5079	Gansu	1274
Guangdong	83621	Henan	11425	Guizhou	2084
Guangxi	2702	Hubei	11357	Ningxia	910
Hainan	630	Hunan	8309	Qinghai	368
Hebei	6839		1494	Shaanxi	6087
Jiangsu	87286	Inner Mongolia	2915	Sichuan	20132
Liaoning	12198	Jiangxi	3275	Tibet	292
Shandong	34513	Jilin	3227	Xinjiang	1866
Shanghai	34913	Shanxi		Yunnan	2923
Tianjin	7404				
Zhejiang	79945				

Source: China Statistical Yearbook on Science and Technology 2010.

TABLE 12 Innovation Inputs and Outputs of on Industrial Enterprises in China, 2009 (%)

	Percentage of Enterprises Having R&D Institutions	Percentage of Enterprises Having R&D Activities	R&D expenditure as percentage of sales revenue of core businesses	R&D Personnel as a percentage of total employment	Patent in force per 100 million Yuan of R&D expenditure	Patents in force per 100 R&D Personnel
Total	5.91	8.47	0.74	2.19	29.18	6.18
State-owned Enterprises	10.61	14.12	0.69	2.63	17.92	3.71
# Large SOEs	56.56	50.86	0.85	3.48	14.10	3.27
Private Enterprises	6.38	4.07	0.39	1.22	43.42	7.44
Enterprises with Funds from Hong Kong, Macau and Taiwan	10.41	7.71	0.76	1.76	28.81	5.62
Foreign Funded Enterprises	8.22	11.62	0.69	2.18	26.17	6.32

Source: China Statistical Yearbook on Science and Technology 2010.

TABLE 13 Distribution of Innovation Inputs in China, by type of performer, 2009 (%)

	Number of Enterprises (unit)	Share	R&D Personnel (thousand)	Share	Expenditure on R&D (bn)	Share	Number of Patents in Force (piece)	Share
Total	429378	100.0	1914.27	100.0	405.20	100.0	118245	100.0
State-owned Enterprises	8860	2.06	174.77	9.13	36.16	8.92	6478	5.48
# Large-size SOEs	419	0.10	119.64	6.25	27.75	6.85	3913	3.31
Private Enterprises	253366	59.01	356.35	18.62	61.09	15.08	26528	22.43
Enterprises with Funds from Hong Kong, Macau and Taiwan	33865	7.89	198.82	10.39	38.80	9.58	11179	9.45
Foreign Funded Enterprises	40502	9.43	284.39	14.86	68.65	16.94	17965	15.19

Source: China Statistical Yearbook on Science and Technology 2010.

TABLE 14 Distribution of Innovation Inputs and Outputs in *High-tech Industry* in China, by type of performer, 2009 (%)

	Number of Enterprises (unit)	Share	R&D Personnel (thousand)	Share	Expenditure on R&D (bn)	Share	Number of Patents In Force (piece)	Share
Total	27218	100.0	474.63	100.0	96.84	100.0	41170	100.0
Domestic	17922	65.85	297.83	62.75	60.69	62.67	29254	71.06
#State-owned Enterprises	469	1.72	26.32	5.54	5.37	5.54	1178	2.86
Enterprises with Funds from Hong Kong, Macau and Taiwan	3809	13.99	70.39	14.83	13.37	13.81	4713	11.45
Foreign Funded Enterprises	5487	20.16	106.41	22.42	22.79	23.53	7203	17.50

Source: China Statistics Yearbook on High Technology Industry 2010.

TABLE 15 Innovation Inputs and Outputs of on Industrial Enterprises in *High-tech Industry* in China, 2009 (%)

	Percentage of Enterprises Having R&D Institutions	Percentage of Enterprises Having R&D Activities	R&D expenditure as percentage of sales revenue of core businesses	R&D Personnel as a percentage of total employment	Patent in force per 100 million Yuan of R&D expenditure	Patents in force per 100 R&D Personnel
Total	17.52	25.53	1.63	4.96	42.51	8.67
Domestic	18.32	27.11	2.97	7.32	48.21	9.82
#State-owned Enterprises	27.93	41.36	3.81	8.70	21.95	4.48
Enterprises with Funds from Hong Kong, Macau and Taiwan	16.30	22.92	1.13	3.29	35.25	6.70
Foreign Funded Enterprises	15.73	22.18	0.83	3.16	31.61	6.77

Source: China Statistics Yearbook on High Technology Industry 2010.

TABLE 16 The role of various entities involved in NIS

Entities in NIS	Primary Objectives	Incentive mechanisms	The actions that the entities should and could take	Institutions and Policies that could influence the behaviors of the entities
Domestic Enterprises	Sustained profitability; Long-term competitiveness	Market competition as driving force for innovation (Schumpeterian innovation)	Improve management; Purchase of technology; Long term R&D investment; Research networking; Recruit talents	Promote effective competition; Protection of IPR; Enhance the supply of human resources; Encourage entrepreneurship Tax incentives for R&D investment; Demands - side incentives;
Foreign funded enterprises	Sustained profitability; Long-term competitiveness	Market competition as driving force for innovation (Schumpeter innovation)	Purchase technology from the parent company; Launch local R&D activities; Hire local talents	Promote a fully complete environment; Credible IPR protection; Enhance the supply of human resources; Incentives for establishing R&D facilities and investing in R&D
Universities	Cultivate talents; Frontier research	Teaching evaluation; Funds granted from the state; Peer pressure	Reform education philosophy; improve education methods; recruit top grade faculties; Encourage free thinking and independent research	Grant more autonomy to universities; Reform the evaluation and appraisal system of university; Reform the grant award and evaluation system of major R&D project
R&D institutions	Applied and basic research; Cultivate talents	Funds granted from the state; Peer pressure	Design effective internal incentive mechanisms; recruit first grade scientists and engineers	Reform grant award system for major R&D projects; Increase funds for hiring experts and Post-doctorial fellows
Engineers and scientists	Wealth creation	Professional discipline; Peer pressure	Self-motivated; lifelong learning; Perseverance	Reform grant award system for major R&D projects; Encourage freedom in research; Reform the appraisal and compensation system
Industry associations	Serve companies	Trust of the firms; Recognition by the society	Promote the cooperation between firms; Improve communications between governments and industry; Facilitate R&D alliances	Grant more autonomy to industry associations

Financial institutions	Profit maximization; Long-term competitiveness	High profits; market competition; Comply with the laws and regulations	Professional investment team; Good risk management mechanisms	Create good financial eco-system; Keep balance market competition and regulation; Provide tax deduction for the capital invested in the high-tech enterprises
Central government	Economic and social development; National security	Demand and needs of the people; Global competitive pressure	Improve the infrastructure, especially those related to ICT, to facilitate the transmission and flow of knowledge; develop effective market; Strengthen the social security system; Increase investment in education and enhance the quality of education; Improve national innovation system; Sustained investment in basic research; Promote R&D by firms; Organize major R&D projects; Create initial demands through the first-buyer strategy of government procurement	Reform of the administrative management system; Create a rule-of-law Government; Responsive to the people's demand
Local government	Sustainable regional economic and social development	Performance appraisal by superior; Competition between regions; demand and needs of local citizens	Improve infrastructure and institutions to create an enabling environment for business start-ups and innovation; Promote R&D by firms; Promote the development of local industrial clusters	Reform appraisal system for local government officials Promote regional competition in a unified national market; Responsive to the people's demand

References

- Abele, John. 2011. "Bringing Minds Together: the founder of Boston Scientific—which is renowned for its collaborative processes—explains how it really happens." *Harvard Business Review* 0 (2011): 86–93. Print.
- Adams, James D., J. Roger Clemmons, and Paula E. Stephan. 2006. "How Rapidly Does Science Leak Out?" NBER Working Paper No. 11997, National Bureau of Economic Research, Cambridge, MA.
- Adams, Jonathan, Christopher King and Nan Ma. 2009. "China: Research and Collaboration in the New Geography of Science." Thomson Reuters.
- Agrawal, A. and Henderson, R. 2002. "Putting Patents in Context: Exploring Knowledge Transfer from MIT." *Management Science*, 48, 2002, 44–60.
- Albert de Vaal and Roger Smeets. 2011. "Intellectual property rights protection and FDI knowledge diffusion". March 2011.
- Altbach, Philip, Jamil Salmieds. 2011. *The Road to Academic Excellence: The making of world class universities*. Washington DC, World Bank.
- "Andy Grove: How America Can Create Jobs." 2010. Bloomberg Business Week, 07/01/2010.
- Arthur, W. Brian. 2009. "The Nature of Technology: What It Is and How It Evolves." New York: Free Press.
- Arum, Richard, and Josipa Roksa. 2011. "Academically adrift: limited learning on college campuses." Chicago: University of Chicago Press, 2011. Print.
- Asian Development Bank. 2009. *Asian Development Outlook 2009: Rebalancing Asia's Growth*. Mandaluyong City, Philippines: ADB.
- Ayres, Ian. 2007. *Super Crunchers*. New York. Bantam Books.
- Badunenko, O., D.J. Henderson and V. Zelenyuk. 2008. "Technological Change and Transition: Relative Contributions to Worldwide Growth During the 1990s." *Oxford Bulletin of Economics and Statistics* 70(4):461–492.
- Bai, Chong-En, Jianguo Lu, and Zhigang Tao. 2010. "Capital or knowhow: The role of foreign multinationals in Sino-foreign joint ventures." *China Economic Review* 21 (2010): 629–638. Print.
- Bai, Chunli. 2005. "Ascent of Nanoscience in China." *Science* 309(1 July):61–63.
- BCG. 2009. "The 2009 BCG 100 New Global Challengers" January 2009.
- "Beijing Adds Fuel to Global Space Race". 2012. Global Edition of the New York Times. January 1st, P. 3.
- BEPA–EC. 2011. "The Changing Global knowledge landscape—the challenge for the US and for EU." Transatlantic Meeting, Bruxelles, February 2011.
- Bhide, Amar. 2008. "The Venturesome Economy: How Innovation Sustains Prosperity in a More Connected World." Princeton University Press: 2008.
- Bingzhan, Shi. 2011. "Extensive margin, quantity and price in China's export growth." *China Economic Review* 22 (2011): 233–243. Print.
- Blanchard, Olivier J. 2009. "Sustaining a Global Recovery." *Finance and Development* 46(3):8–12.
- Bloom, Nick, Raffaella Sadun and John Van Reenen. 2009. "Do private equity owned firms have better management practices?" Open Access publications from London School of Economics and Political Science.
- Bloom, Nick, Raffaella Sadun and John Van Reenen. 2010. "Does Product Market Competition Lead Firms to Decentralize?" Harvard Business School Working Papers 10-052, Harvard Business School.
- Boeing, Philipp and Philipp Sandner. 2011. *The Innovative Performance of China's National Innovation System*. Frankfurt School Working Paper Series No. 158.
- Bonvillian, William B. and Richard Van Atta. 2011. ARPA-E and DARPA: Applying the DARPA model to energy innovation. *Journal of Technology Transfer*, July.
- Bosworth, Barry and Susan M. Collins. 2007. "Accounting for Growth: Comparing China and India." NBER Working Paper Series 12943, National Bureau of Economics, Cambridge, MA.
- Boutellier, Roman and others. 2000. *Managing Global Innovation*. Berlin Springer Verlag.
- Brandt, Loren and Xiaodong Zhu. 2010. *Accounting for Growth and Structural Transformation in China*.
- Branscomb, Lewis. 2008. Research alone is not enough. *Science*. vol 321 August 15th. Pp.915–916.
- Branstetter, Lee, and Mariko Sakakibara. 1998. Japanese Research Consortia: A Microeconomic Analysis of Industrial Policy. *Journal of Industrial Economics*. 46(2): 207–33.

- Bravo-Ortega, Claudio, and Alvaro Garcia Marin. 2011. "R&D and Productivity: A Two Way Avenue?." *World Development* 39 (2011): 1090–1107
- Brenton, Paul and Richard Newfarmer. 2009. "Watching More Than the Discovery Channel: Export Cycles and Diversification in Development." In *Breaking into New Markets: Emerging Lessons for Export Diversification*, ed. Newfarmer, Richard, Shaw, William and Walkenhorst, Peter, 111–124. Washington, DC: World Bank.
- Brenton, Paul, Martha Denisse Pierola and Erik von Uexkull. 2009. "The Life and Death of Trade Flows: Understanding the Survival Rates of Developing-Country Exporters." In *Breaking into New Markets: Emerging Lessons for Export Diversification*, ed. Newfarmer, Richard, Shaw, William and Walkenhorst, Peter, 127–144. Washington, DC: World Bank.
- Bresnahan, Timothy, and M. Trajtenberg. 1996. "General Purpose Technologies: engines of economic growth?" *Journal of Econometrics*. *Annals of Econometrics*. 65, 83–108.
- Breznitz, Dan, and Michael Murphree (2011) *Run of The Red Queen: Government, Innovation, Globalization, and Economic Growth in China*. New Haven: Yale University Press.
- Breznitz, Dan. 2007. *Innovation and the State*. New Haven Conn. Yale University Press.
- Brown, Clair and Greg Linden. 2009. *Chips and Change: How Crisis Reshapes the Semiconductor Industry*. Cambridge MA, MIT Press.
- Brynjolfsson, Erik and Adam Saunders. 2009. *Wired for Innovation*. Cambridge MA. MIT Press.
- Callahan, Daniel. 2009. "Taming the Beloved Beast". Princeton NJ. Princeton University Press.
- Carlino, Gerald A., Satyajit Chatterjee and Robert M. Hunt. 2007. "Urban Density and the Rate of Invention." *Journal of Urban Economics* 61(3):389–419.
- Carlino, Gerald A. and Robert M. Hunt. 2009. "What Explains the Quantity and Quality of Local Inventive Activity?" Working Papers 09-12, Federal Reserve Bank of Philadelphia, Philadelphia, PA.
- Carlsson, Bo. 2006. Internationalization of Innovation Systems: A Survey of the Literature. *Research Policy*, 35, 56–67.
- Chen, Kaihua, and Jiancheng Guan. 2011. "Mapping the functionality of China's regional innovation systems: A structural approach." *China Economic Review* 22 (2011): 11–27. Print.
- Chen, Qing-tai (2011). *Zi Zhu Chuang Xin He Chan Ye Sheng Ji [Indigenous Innovation and Industrial Upgrading]*, Beijing: China Citic Press.
- Chen, Shiyi, Gary H. Jefferson and Jun Zhang. 2011. "Structural change, productivity growth and industrial transformation in China." *China Economic Review*. vol. 22, issue 1, pages 133–150.
- Chen, Xiao-hong (2009). *Zhong Guo Qi Ye 30 Nian Chuang Xin Ji Zhi, Neng Li He Zhan Lue [Innovation in Chinese Corporations in the last 30 years: Mechanism, Capability and Strategy]*, *Chinese Journal of Management*, Vol. 6, No. 11/12.
- "Chengdu J-20." 2011. *Wikipedia*, 06/12/2011.
- Cheng, Li. 2010. "China's Emerging Middle Class: Beyond Economic Transformation." Brookings Institution Press: Washington, DC.
- "China Bets Big on Small Grants, Large Facilities" *Science* 11 March 2011: Vol. 331 no. 6022 p. 1251.
- China, National Statistical Bureau of 2008. *China Statistical Yearbook 2008*. Beijing, China: China Statistics Press.
- "China Overtakes U.S. As World's Largest Auto Market". 2010. *China Daily*, 01/11/2010.
- "China's patents push." 2010. *Nature News*, 02/15/2010.
- "China's power generation capacity leaps above 900 mln kilowatts." 2010. *Xinhua News*, 09/20/2010.
- "China's Reverse Brain Drain". 2009. *Business Week*, November 30th. P. 058
- "China: Returnees are critical to innovation push". 2009. *Oxford Analytica* July 1st.
- "China shoots up rankings as science power, study finds." 2011. *CNN*, 03/29/2011.
- "China Special: C919 update." 2010. *Flight International*, 05/11/2010.
- "China Tops U.S. to Become the World's Leading Manufacturer". 2011. *Asia Briefing*, 03/15/2011.
- "China unveils its space station". 2011. Vol. 473, May 5th. P. 14
- "China's Army of Graduates Struggles for Jobs". 2010. *The New York Times*, 12/11/2010.
- Chinese Academy of Science and Technology for Development (2011), *Guo Jia Chuang Xin Zhi Shu Bao Gao (2010) [The Report on National Innovation Index 2010]*, March, 2011.
- "Chinese Academy takes space under its wing". *Science*, vol. 332, may 20th, p.904
- "Chinese Lessons for the U.S." 2011. *Bloomberg Businessweek*, 04/14/2011.
- Christensen, Clayton M., Michael B. Horn, and Curtis W. Johnson. 2011. "Disrupting class: how disruptive innovation will change the way the world learns." Updated and expanded ed. New York: McGraw-Hill, 2011.

- Christensen, Clayton M. Jerome H. Grossman and Jason Hwang. 2009. "The Innovator's Prescription". New York, McGraw Hill.
- Claire Y.C. Liang, R. David McLean and Mengxin Zhao. 2011. "Creative Destruction and Finance: Evidence from the Last Half Century. Working paper, April 2011
- Cohen, Wesley M. and Daniel Levinthal A. 1989. "Innovation and Learning: The Two Faces of R & D." *The Economic Journal*. vol. 99, 569–596.
- Cohen, Wesley M., and Daniel A. Levinthal. 1990. "Absorptive Capacity: A New Perspective on Learning and Innovation." *Administrative Science Quarterly*, 35(1), 128–152.
- Comin, Diego. 2004. "R&D: A Small Contribution to Productivity Growth." *Journal of Economic Growth*. vol. 9(4), pages 391–421.
- Comin, Diego, Bart Hobijn, and Emilie Rovito. 2006. World Technology Usage lags. NBER Working Paper No. 12677. National Bureau of Economic Research, Cambridge MA.
- Cutler, David, M. 2003. "An International Look at the Medical Care Financing Problem". Processed Dept. of Economics Harvard University.
- Dahlander, Linus, and David Gann. 2010. "How open is innovation?." *Research Policy* 39 (2010): 699–709.
- DeHoff, Kevin and Vikas Sehgal, 2009. Innovators without Borders. Strategy and Business, Issue 44, 55–61.
- De la Potterie, Bruno van Pottelsberghe. 2010. "Patent fixes for Europe" *Nature* 467, 395–395, 09/22/2010.
- De Meyer, Arnoud, and Sam Garg. 2005. Inspire to Innovate. Basingstoke UK. Palgrave Macmillan.
- Dertouzos, Michael, L. R.K. Lester, and R.M. Solow. 1989. Made in America: Regaining the Productive Edge. Cambridge MA. MIT Press.
- Dodgson, Mark, and David Gann. 2010. Innovation. New York. Oxford University Press.
- Dodgson, Mark, and Mariko Sakakibara. 2003. Strategic Research Partnerships: Empirical Evidence from Asia. *Technology Analysis and Strategic Management*. 15(2): 228–245.
- Dollar, David and Shang-Jin Wei. 2007. "Das (Wasted) Capital. NBER Working Paper No. 13103. Cambridge MA, National Bureau of Economic Research.
- Dutta, Soumitra. 2011. "The Global Innovation Index 2011: Accelerating Growth and Development." France: Insead, 2011. Print.
- Dwight H. Perkins. 2011. "The Macro-Economics of Poverty Reduction in China." Presentation to the International Workshop on Challenges to Poverty Reduction in China's New Development Stage, Beijing, February 25, 2011.
- Economist. 2010. Patents, yes; Ideas, maybe. Innovation in China. October 14th.
- Edwards, Lawrence, and Robert Z. Lawrence. 2010. "Do Developed and Developing Countries Compete Head to Head in High-tech?" NBER Working Paper Series 16105, National Bureau of Economic Research, Cambridge, MA.
- Eichengreen, Barry. 2010. "China Needs a Service-Sector Revolution." *The Next Financial Order*, 06/18/2010.
- Ejermo, Olof, Astrid Kander, and Martin Henning. 2011. "The R&D-growth paradox arises in fast-growing sectors." *Research Policy* 40 (2011): 664–672.
- Elmer, Greg. 2004. Profiling Machines. Cambridge MA. MIT Press.
- Eric Bartelsman, John Haltiwanger and Stefano Scarpetta. 2004. "Microeconomic Evidence of Creative Destruction in Industrial and Developing Countries." IZA Discussion Paper No. 1374, October 2004.
- Fan, S., R. Kanbur, and X. Zhang, eds. 2009. Regional inequality in China: Trends, explanations and policy responses. London and New York: Routledge, Taylor and Francis Group.
- Fang, Xin ed. (2007), *Zhong Guo Ke Ji Chuang Xin Yu Ke Chi Xu Fa Zhan* [Scientific & technological innovation and sustainable development of China,] Beijing: Science Press.
- Feldstein, Martin. 2010. "U.S. Growth in the Decade Ahead." NBER Working Paper Series 15685, National Bureau of Economic Research, Cambridge, MA.
- Felipe, Jesus (2008) "What Policy Makers Should Know About Total Factor Productivity", *Malaysian Journal of Economic Studies*, Vol. 45, No. 1, 2008, pp. 1–19.
- Felipe, Jesus, Arnelyn Abdon and Utsav Kumar. 2010. "Development and Accumulation of New Capabilities: The Index of Opportunities." VOXEU, 22 July 2010.
- Fiksel, Joseph. 2009. Design for Environment: A Guide to Sustainable Product Development. New York: McGraw Hill.

- Fleisher, Belton, Dinghuan Hu, William Mcguire, and Xiaobo Zhang. 2010. "The evolution of an industrial cluster in China." *China Economic Review* 21 (2010): 456–469. Print.
- Forsman, Helena. 2011. "Innovation capacity and innovation development in small enterprises. A comparison between the manufacturing and services sector." *Research Policy* 40 (2011): 739–750. Print.
- Fukao, Kyoji, Tomohiko Inui, Shigesaburo Kabe and Deqiang Liu. 2008. "An International Comparison of the TFP Levels of Japanese, Korean and Chinese Listed Firms." Japan Center for Economic Research.
- Fu, Xiaolan, Carlo Pietrobelli, and Luc Soete. 2011. "The role of foreign technology and indigenous innovation in the emerging economies: technological change and catching-up." *World Development* 39 (2011): 1204–1212. Print.
- Fu, Xiaolan, and Yundan Gong. 2011. "Indigenous and Foreign Innovation Efforts and Drivers of Technological Upgrading: Evidence from China." *World Development* 39.7 (2011): 1213–1225. Print.
- Gao, Jian and Gary Jefferson. 2007. "Science and Technology Take-off in China: Sources of Rising R&D Intensity," *Asia Pacific Business Review*, 13(3), 357–371.
- Gao, Shi-Ji and Liu Pei-lin (2007). Ke Ji Fa Zhan Yu Zhong Guo Qi Ji, ["Scientific & technological development and China's economic miracle"], Fang, Xin ed. (2007), "Scientific & technological innovation and sustainable development of China", Beijing: Science Press, Chap. 6, pp. 173–203.
- Gao, Xia, and Jiancheng Guan. 2009. The Chinese Innovation System during Economic Transition: A Scale Independent View. *Journal of Informetrics*. 3(4); pp. 321–331.
- Gao, Xudong, Ping Zhang, and Xielin Liu. 2007. Competing with MNEs: Developing manufacturing capabilities or innovation capabilities. *Journal of Technology Transfer*. 32; pp. 87–107.
- Glaeser, Edward L. 2011. *Triumph of the City*. New York. Penguin Press.
- Greenberg, Daniel S. 2007. "Science for sale: the perils, rewards, and delusions of campus capitalism." Chicago: University of Chicago Press, 2007. Print.
- Groupe BPCE. 2010. "Total factor productivity: A reflection of innovation drive and improvement in human capital (education)" Special Report, Economic Research, 5 February 2010–No. 41.
- Grove, Linda. 2006. "A Chinese Economic Revolution: Rural Entrepreneurship in the Twentieth Century". Lanham, Maryland, Rowman and Littlefield.
- Guo, Li-hong, 2009. "Xu Yao Cong Su Jian Li Ke Ji Xing Zhong Xiao Qi Ye de Si Mu Gu Piao Shi Chang", *Chan Quan Dao Kan*, No. 7/12. ["China needs to establish private equity market for Hi-Tech SMEs quickly"], *Property Rights Guide*, No. 7/12.
- Guo, Li-hong, Zhang Cheng-hui and Li, Zhi-jun(2000), Gao Ji Shu Chan Ye: Fa Zhan Gui Lv Yu Feng Xian Tou Zi [Hi-Tech Industry: pattern of development and venture capital,] Beijing: China Development Press.
- Gwynne, Peter. 2010. "The China Question: Can this country really be the next life science superpower?" *Scientific American*, World View, Special Report.
- Hacker, Andrew, and Claudia Dreifus. 2010. "Higher education?: how colleges are wasting our money and failing our kids—and what we can do about it." New York: Times Books, 2010. Print.
- Haddock, Ronald and John Jullens. 2009. "The Best Years of the Auto Industry Are Still to Come." *Strategy + Business* 55.
- Hall, Bronwyn, H. 2011. *Innovation and Productivity*. NBER Working Paper Series No. 17178. National Bureau of Economic Research Cambridge MA.
- Hanley, A., W. Liu, A. Vaona. 2011. *Financial Development and Innovation in China: Evidence from the Provincial Data*. Kiel Working Paper, 1673, Kiel Institute for the World Economy, Kiel, 35 pp.
- Hanushek, Eric. 2009. "School policy: implications of recent research for human capital investments in South Asia and other developing countries." *Education Economics*. vol. 17(3), pages 291–313.
- Hassan, Mohamed H.A. 2005. "Small Things and Big Changes in the Developing World." *Science* 309 (1 July):65–66.
- Hausmann, Ricardo, Jason Hwang and Dani Rodrik. 2007. "What You Export Matters." *Journal of Economic Growth* 12(1):1–25.
- Hausmann, Ricardo and Bailey Klinger. 2006. "Structural Transformation and Patterns of Comparative Advantage in the Product Space." Center for International Development, Harvard University, Cambridge, MA.
- He, Canfei and Junsong Wang. 2010. "Spatial Restructuring of Chinese Manufacturing and Productivity Effects of Industrial Agglomeration" Washington, DC: World Bank, memo.
- He, Jiang, and M. Hosein Fallah. 2011. "The typology of technology clusters and its evolution—Evidence from the hi-tech industries." *Technological Forecasting & Social Change* 78 (2011): 945–952. Print.

- He, Jianwu and Louis Kuijs. 2007. "Rebalancing China's Economy: Modeling a Policy Package." World Bank China Research Paper 7, World Bank, Beijing, China.
- Henderson, J. Vernon. 2003. "The Urbanization Process and Economic Growth: The So-What Question." *Journal of Economic Growth*, vol. 8, 47–71.
- Henderson, J. Vernon. 2010. "Cities and Development." *Journal of Regional Science* 50(1): 515–540.
- Herstatt, Cornelius and others. 2006. *Management of Technology and Innovation in Japan*. Berlin. Springer Verlag.
- Hout, Thomas, M. and Pankaj Ghemawat. 2010. "China vs the World: Whose Technology Is It?" *Harvard Business Review*, December.
- Howells, Jeremy 2005. "Innovation and regional economic development: A matter of perspective?" *Research Policy* 34 (2005): 1220–1234. Print.
- Howells, Jeremy 2006. "Intermediation and the role of intermediaries in innovation." *Research Policy* 35: 715–728. Print.
- "HP, Foxconn to build laptop manufacturing hub in Chongqing." 2009. *China Daily*, 08/05/2009.
- Hsueh, Li-Min, Chen-kuo Hsu, and Dwight H. Perkins. 2001. *Industrialization and the State: The Changing Role of the Taiwan Government in the Economy, 1945–1998* Cambridge MA. Harvard University Press.
- Hsueh, Rosalyn. 2011. *China's Regulatory State*. Cornell. Cornell University Press.
- Hu, Angang. 2011. "China in 2020: A New Type of Superpower." *Brookings Institution Press*: Washington, DC.
- Huang, Zuhui, Xiaobo Zhang, and Yunwei Zhu. 2008. "The role of clustering in rural industrialization: A case study of the footwear industry in Wenzhou." *China Economic Review* 19 (2008): 409–420. Print.
- IEEE. 2011. "China's Supercomputing Prowess." April 2011. "List of wind turbine manufacturers." 2011. Wikipedia, 06/05/2011.
- Italian Trade Commission. 2009. "Market Report on China Biotechnology and Nanotechnology Industries: Market Report". Shanghai Office: Italian Trade Commission.
- Jaffe, Adam B. and Manuel Trajtenberg. 1996. "Flows of Knowledge from Universities and Federal Labs: Modeling the Flow of Patent Citations Over Time and Across Institutional and Geographic Boundaries" NBER Working Paper No. 5712, National Bureau of Economic Research, Cambridge, MA.
- Jaruzelski, Barry, John Loehr, and Richard Holman. 2011. *Why Culture is Key. Strategy and Business*. No. 65, Winter. PP. 30–45.
- Johnstone, Bob. 1999. *We Were Burning*. Boulder CO, Basic Books, Westview Press.
- Jones, Charles, I. and Paul Romer. 2009. *The New Kaldor Facts: Ideas, Institutions, Population and Human Capital*. NBER Working Paper No. 15094. National Bureau of Economic Research. Cambridge MA.
- Jorgenson, Dale W., Mun S. Ho and Kevin J. Stiroh. 2007. "The Sources of Growth of U.S. Industries." In *Productivity in Asia: Economic Growth and Competitiveness*, ed. Jorgenson, Dale W., Kuroda, Masahiro and Motohashi, Kazuyuki, Northampton, MA: Edward Elgar Publishing.
- Jorgenson, Dale, Mun Ho, and Jon Samuels. 2010. *New data on US productivity Growth by Industry*. Dept of Economics Harvard University. Processed.
- Jorgenson, Dale W. and Khuong M. Vu. 2009. "Growth Accounting within the International Comparison Program." *ICP Bulletin* 6(1):3–28.
- Jovanovic, Boyan and Peter L. Rousseau. 2005. *General Purpose Technologies*. In Philippe Aghion and Steven N. Durlaufeds. *Handbook of Economic Growth* 1B. North Holland Press.
- Kaiser, David. 2010. "Becoming MIT: Moments of Decision." Cambridge MA, MIT Press.
- Kaplan, Robert, S. and Michael Porter. 2011. "How to Solve the Cost Crisis in Healthcare?" *Harvard Business Review*, 89(9/10); 46–64.
- Kasarda, John D. and Greg Lindsay. 2011. *Aerotropolis: The Way We'll Live Next*. Farrar, Straus and Giroux.
- Kathy Fogel, Randall Morck and Bernard Yeung. 2008. "Big business stability and economic growth: Is what's good for General Motors good for America?" *Journal of Financial Economics* (July 2008), 89 (1), pg. 83–108.
- Keller, Wolfgang. 2001a. "The Geography and Channels of Diffusion at the World's Technology Frontier." NBER Working Paper No. 8150, March 2001, National Bureau of Economic Research, Cambridge, MA.

- Keller, Wolfgang. 2001b. "International technology diffusion." NBER Working Paper No. 8573, October 2001, National Bureau of Economic Research, Cambridge, MA.
- Kharas, Homi, 2009. China's Transition to a High Income Economy: Escaping the Middle Income Trap. Processed. Washington DC. Brookings Institution.
- Komninos, Nicos. 2008. Intelligent Cities and Globalization of Innovation Networks. New York, NY: Routledge.
- Koopman, Robert, Zhi Wang, and Shang-Jin Wei (2008) "How much of Chinese Export is Really Made in China: Assessing Domestic Value-Add when Processing Trade is Pervasive" NBER Working Paper 14109, <http://www.nber.org/papers/w14109>.
- Koopman, Rober, Zhi Wang, and Shang-Jin Wei. 2009. "A World Factory in Global Production Chains: Estimating Imported Value Added in Chinese Exports." CEPR Discussion Papers 7430. Center of Economic Policy and Research, Washington, D.C.
- Kraemer, Kenneth L., Greg Linden, Jason Dedrick (2011) Captures Value in Global Network: Apple iPad and iPhone. http://pcic.merage.uci.edu/papers/2011/Value_iPad_iPhone.pdf.
- Kuijs, Louis. 2010. "China Through 2020: A Macroeconomic Scenario." World Bank China Research Working Paper 9. Beijing: World Bank.
- Lach, Saul, Shlomi Parizat and Daniel Wasserteil. 2008. "The Impact of government support to industrial R&D on the Israeli Economy". E.G.P. Applied Economic Ltd. Tel Aviv.
- Lane, Julia. 2009. Assessing the Impact of Science Funding. Science. Vol. 324. June 5th. 1273–5.
- Lane, J. and S. Bertuzzi. 2011. "Measuring the Results of Science Investments." Science, 331 (6018): 678.
- Lee, Jaewoo, Paul Rabanal and Damiano Sandri. 2010. "U.S. Consumption after the 2008 Crisis." IMF Staff Position Note, International Monetary Fund.
- Lester, Richard, K. 2004. Innovation. Cambridge MA. Harvard University Press.
- Levitt, Steven, D. John A. List and Chad Syverson. 2011. How Does Learning Happen? Dept of Economics Univ of Chicago. Processed.
- Leydesdorff, Loet. 2008. "The Delineation of Nanoscience and Nanotechnology in Terms of Journals and Patents: A Most Recent Update." *Scientometrics* 76(1): 159–167.
- Li, Ben. 2010. "Multinational production and choice of technologies: New evidence on skill-biased technological change from China." *Economic Letters* 108 (2010): 181–183. Print.
- Li, Xibao. 2011. "Sources of External Technology, Absorptive Capacity, and Innovation Capability in Chinese State-Owned High-Tech Enterprises." *World Development* 39.7 (2011): 1240–1248.
- Li, Xibao. 2012. Behind the recent surge of Chinese patenting. *Research Policy*; 41, pp. 236–249.
- Lichtenberg, Frank, R. 2011. The Impact of Therapeutic Procedure Innovation on Hospital Patient Longevity: Evidence from Western Australia, 2000–2007, NBER Working Paper No. 17414. Cambridge MA. National Bureau of Economic Research.
- Lichtenberg, Frank, R. 2010. Has medical innovation reduced cancer mortality? NBER Working Paper No. 15880. Cambridge MA. National Bureau of Economic Research.
- Lichtenberg, Frank, R. 2008. Have Newer Cardiovascular Drugs Reduced Hospitalization? Evidence From Longitudinal Country-Level Data on 20 OECD Countries, 1995–2003 NBER Working Paper No. 14008. Cambridge MA. National Bureau of Economic Research.
- Lieberthal, Kenneth. 2011. "Managing the China Challenge: How to achieve corporate success in the People's Republic." Washington, D.C.: Brookings Institution Press.
- Liu, Feng-chao, Denis Fred Simon, Yu-tao Sun and Cong Cao. 2011. China's Innovation Policies: Evolution, institutional structure and trajectory. *Research Policy*. 40, 917–931.
- Liu, Shi-jin and Zhang, Wen-kui (2008), "Yi Ji Li Ji Zhi Chuang Xin Cu Jin Zi Zhu Chuang Xin", *Fa Ming Yu Chuang Xin, Zong He Ban*, No. 4/12 ["Promote Indigenous Innovation by New Incentive Mechanism"], *Invention and Innovation (Comprehensive Edition)*, No. 4/12.
- Liu, Xie-lin, Lu, Ping, Cheng Peng and Chen Ao (2010), *Gou Jia Jun Heng De Qu Yu Chuang Xin Ti Xi*, [Construction of a balanced regional innovation system], Beijing: Science Press.
- Lu, Yong-xiang (2006), "Zou Zhong Guo Te Se Zi Zhu Chuang Xin Zhi Lu, Jian She Chuang Xin Xing Guo Jia", *Zhong Guo Ke Xue Yuan Yuan Kan*, No. 5/12 ["Building an innovation-oriented country by boosting independent innovation featuring Chinese characteristics"], *Bulletin of Chinese Academy of Sciences*, No. 5/12.
- Lv, Wei (2009), *Zhong Guo Te Se Chuang Xin Zhi Lu: Zheng Ce Yu Ji Zhi Yan Jiu*, [Innovation Path with Chinese characteristics: Policy and Mechanism Research], Beijing: People Press.
- Lv, Wei (2008), *Jian She Chuang Xin Xing Guo Jia: 30 Nian Chuang Xin Ti Yan Jin* [To build an innovative nation: evolution of Innovation system in the last 30 years] Beijing: China Development Press.

- Machin, Stephen, Sandra McNally and Olmo Silva. 2007. "New Technology in Schools: Is there a Pay-off". *Economic Journal*, 117, 1145–1167.
- Mani, Sunil. 2010. "Has China and India become more innovative since the onset of reforms in the two countries?" Center for Development Studies Working Paper No. 430: May 2010.
- Markusen, Ann. 1996. "Sticky Places in Slippery Space: A Typology of Industrial Districts." *Economic Geography* Vol. 72, No. 3, pp. 293–313.
- Markusen, Ann, Karen Chapple, Daisaku Yamamoto, Gregory Schorock and Pingkang Yu. 2004. "Gauging Metropolitan "High-Tech" And "I-Tech" Activity." *Economic Development Quarterly* 18(1):10–24.
- Mathews, John, A. 2000. *Accelerated technology Diffusion through Collaboration: The Case of Taiwan's R&D Consortia*. Stockholm. The European Institute of Japanese Studies.
- Mathews, John, A. 2000. *Tiger Technology*. Cambridge, UK. Cambridge University Press.
- McGee, T. G. 2007. "China's urban space: development under market socialism." London: Routledge
- Mckinsey and Company. 2010. *Closing the Talent Gap: Attracting and retaining the top third graduates to careers in teaching*, September
- Meisenzahl, Ralf, R. and Joel Mokyr. 2011. *Is Education Policy Innovation Policy?* VOX EU, June 13th.
- Melo, Patricia C., Daniel J. Graham and Robert B. Noland. 2009. "A Meta-Analysis of Estimates of Urban Agglomeration Economies." *Regional Science and Urban Economics* 39(3):332–342.
- Ministry of Science and Technology (MOST). 2008. "China Science and Technology Development Report." Beijing: Science & Technology Literature Press.
- Moody, Patricia E. 2001. "What's Next after Lean Manufacturing." *MIT Sloan Management Review*
- Moran, Theodore, H. 2011a. *Foreign Direct Investment and Development*. Washington DC. Peterson Institute of International Development.
- Moran, Theodore, H. 2011b. *Foreign manufacturing Multinationals and the Transformation of the Chinese Economy: New Measurements, New Perspectives*. Working Paper 11-11. April. Peterson Institute of International Economics.
- Moran, Theodore H. (2011c). "Testimony before the U.S.-China Economic and Security Review Commission". Hearing on "Chinese State-Owned Enterprises and U.S.-China Bilateral Investment"
- National Science Board. 2010. "Science and Engineering Indicators 2010." Arlington, VA: National Science Foundation (NSB 10-01).
- Nature. 2011. "Education: The PhD factory." 472, Issue 20 276–279, April 2011.
- Nature Publishing Index. 2010. China. Pp. 1–21.
- Odagiri, Hiroyuki, and Akira Goto. 1996. *Technology and Industrial Development in Japan*. New York. Oxford University Press.
- Odagiri, Hiroyuki and Akira Gotoeds. 1997. *Innovation in Japan*. Oxford, UK. Clarendon Press.
- OECD. 2007. "Chinese innovation: China can rekindle its great innovative past, though some reforms may be needed first." *Observer* No 263, October 2007.
- OECD. 2008. *Review of Innovation Policies: China*. Paris.
- OECD. 2010. "China in the 2010s: Rebalancing Growth and Strengthening Social Safety Nets" OECD contribution to the China Development Forum, 20–22 March 2010, Beijing.
- OECD. 2010b. *Economic Surveys: China 2010*. Paris.
- Oi, Jean Chun. 2011. "Going private in China: the politics of corporate restructuring and system reform." Stanford, CA: Walter H. Shorenstein Asia-Pacific Research Center Book.
- Oster, Sharon, M. 1999. *Modern Competitive Analysis*. Oxford UK. Oxford University Press.
- Owen, Bruce Manning, WentongZheng and Su Sun. 2007. "China's Competition Policy Reforms: The Anti-Monopoly Law and Beyond. Discussion Paper 06-032, Stanford Institute for Economic Policy Research.
- Page, Scott E. 2007. "The difference: how the power of diversity creates better groups, firms, schools, and societies." Princeton: Princeton University Press, 2007. Print.
- Perkmann, Marcus, Zella King, and Stephen Pavelin. 2011. "Engaging excellence? Effects of faculty quality on university engagement with industry." *Research Policy* 40 (2011): 539–552.
- Perry, Tekla, S. 2011. *Morris Chang: Foundry Father*. IEEE Spectrum, May.
- Philipp Sebastian Boeing and Philipp Sandner. 2011. "The Innovative Performance of China's National Innovation System," Frankfurt School Working Paper Series No. 158.
- Popp David. 2010. "Innovation and Climate Policy," *Annual Review of Resource Economics*, Vol. 2: 275–298.

- Porter, Michael E. and E.O. Teisberg. 2006. *Redefining Healthcare*. Boston MA. Harvard Business School Press.
- Preschitschek, Nina, and Dominic Bresser. 2010. "Nanotechnology Patenting in China and Germany—A Comparison of Patent Landscapes by Bibliographic Analyses." *Journal of Business Chemistry* 7(1):3–13.
- Price, L., Levine, M.D., Price, L., Zhou, N., Fridley, D., Aden, N., Lu, H., McNeil, M., Zheng, N., Qin, Y., and Yowargana, P. 2011. "Assessment of China's Energy-Saving and Emission-Reduction Accomplishments and Opportunities During the 11th Five-Year Plan." *Energy Policy* 39(4): 2165–2178.
- Pritchett, Lant and Martina, Viarengo. 2010. *Reconciling the cross-sectional and time-series relationships between income, education and health and choice based framework for HDI*. Palgrave Macmillan, New York.
- Promfret, John. 2010. "Beijing Tries to Push Beyond 'Made in China' status to find Name-brand Innovation". *Washington Post*, Tuesday, May 25, 2010.
- PWC. 2007. "Consumer markets beyond Shanghai." PricewaterhouseCoopers.
- Research Group on Development and Strategy of Science and Technology (2011), *Zhong Guo Qu Yu Chuang Xin Neng Li Bao Gao 2010—Zhu San Jiao Qu Yu Chuang Xin Ti Xi Yan Jiu*, [Annual Report of Science and Technology Development of China 2010—Research on regional innovation system of the Pearl River Delta region,] Beijing: Science Press.
- Royal Society. 2011. "Knowledge, networks and nations: Global scientific collaboration in the 21st century."
- Salmi, Jamil. 2010. "The Challenge of Establishing World-Class Universities." World Bank Publications, Washington DC.
- Science. 2010. "Shanghai Students Lead Global Results on PISA" 10 December 2010: Vol. 330 no. 6010 p. 1461.
- Science. 2011. "High-Priced Recruiting of Talent Abroad Raises Hackles" 18 February 2011: Vol. 331 no. 6019 pp. 834–835.
- Shapin, Steven. 2010. "Never Pure: historical studies of science as if it was produced by people with bodies, situated in time, space, culture, and society, and struggling for credibility and authority." Baltimore, Md.: Johns Hopkins University Press.
- Shapira, Philip, and Stefan Kuhlman. 2001. "Learning from Science and Technology Policy Evaluation. Proceedings from the 2000 U.S. European Workshop, Bad Herrenalb, Germany. Georgia Institute of Technology.
- "Short of Soft Skills: Lenovo's Bid to Become a Global Brand Is Coming Unstuck". 2009. *Business China*, 06/08/2009.
- Sigurdson, Jon, Jiang Jiang, Xinxin Kong, Yongzhong Wang, and Yuli Tang. 2005. "*Technological Superpower China*." Cheltenham, UK: Edward Elgar, 2005.
- Simon, Denis, F. and Cong Cao. 2009. *China's Emerging Technological Edge*. Cambridge UK. Cambridge University Press.
- Sirkin, Harold L., James W. Hemerling and Arindam K. Bhattacharya. 2008. "Globality: Competing with Everyone from Everywhere for Everything." New York: Business Plus.
- Starr, Paul. 2011. "Remedy and Reaction". New Haven, Yale University Press.
- Stevenson-Yang, Anne, and Ken DeWoskin. 2005. China Destroys the IP paradigm. *Far Eastern Economic Review*. 168. No. 3; 9–18. March.
- Subramanian, Arvind. 2011. *Eclipse: Living in the Shadow of China's Economic Dominance*. Washington DC. Institute of International Economics.
- Suttmeier, Richard P. and Xiangkui Yao. 2011. *China's IP in Transition*. NBR Special Report #29. National Bureau of Asian Research, Seattle Washington.
- Swissnex China. A Quick Overview of the Chinese S&T System. <http://www.swissnexchina.org/background/a-quick-overview-of-chinese-st-system-2011.pdf/view>
- Tan, Yinglan. 2011. *Chinnovation*. Singapore. John Wiley and Sons.
- Tang, Mingfeng, and Caroline Hussler. 2011. "Betting on indigenous innovation or relying on FDI: The Chinese strategy for catching-up." *Technology in Society* 33 (2011): 23–35. Print.
- Taylor, Mark C. 2010. "Crisis on campus: a bold plan for reforming our colleges and universities." New York: Alfred A. Knopf, 2010. Print.
- The Center for Innovation and Development of CAS (2009). 2009 *Zhong Guo Chuang Xin Fa Zhan Bao Gao*, [The Report on Innovation and Development in China 2009,] Beijing: Science Press.

- “The China Question: Can this country really be the next life science superpower?” 2011. Special Report: China, *Scientific American*.
- “The Start-up Guru”. 2009. Inc. 06/01/2009.
- Tomlinson, Bill. 2010. “Greening through It: Information Technology for Environmental Sustainability.” Cambridge, MA: The MIT Press.
- “Top Test Scores From Shanghai Stun Educators.” 2010. *The New York Times*, 12/07/2010.
- Tzeng, Cheng-Hua. 2011. An Evolutionary-institutional Framework for the growth of an indigenous technology firm: The case of Lenovo Computer. *Technology in Society*. 33. Pp. 212–222.
- UNCTAD. 2008. “Foreign Direct Investment May Have Peaked in 2007, Annual Report Reveals.” Press Release UNCTAD, Geneva.
- Urel, B. and Harm Zebregs. 2009. “The Dynamics of Provincial Growth in China: A Nonparametric Approach.” *IMF Staff Papers* 56(2):239–262.
- “U.S. Sets 21st-Century Goal: Building a Better Patent Office” 2011. *The New York Times*, 02/20/2011.
- Van Pottelsberghe, Bruno. 2008. “Europe’s R&D: missing the wrong targets?” *Bruegel Policy Brief*, Issue 3, February 2008.
- Walsh, K. 2003. “Foreign High-Tech R&D in China: Risks, Rewards and Implications for U.S.-China Relations.” *The Henry Stimson Center*: Washington, D.C.
- Wang, Chengqi, and Mario Kafourous. 2009. “What factors determine innovation performance in emerging economies? Evidence from China.” *International Business Review* 18 (2009): 606–616.
- Wang, Qing Hui, Qi Wang and NianCai Liu. 2011. “Building World Class Universities in China: Shanghai Jiao Tong University” in Altbach, Philip, Jamil Salmieds. 2011. *The Road to Academic Excellence: The making of world class universities*. Washington DC, World Bank.
- Wang, Y. and Y. Yao. 2003. “Sources of China’s Economic Growth, 1952–99: Incorporating Human Capital Accumulation.” *China Economic Review* 14; 32–52.
- Wang, Yuan, Xiaoyuan Zhang, and Mingpeng Zhao eds. *Zhong Guo Feng Xian Tou Zi Fa Zhan Bao Gao 2011*, [Venture Capital Development In China 2011,] Beijing Economy and Management Publishing house. West, Darrell, M. and E.A. Miller. 2009. *Digital Medicine*. Washington DC. Brookings Institution.
- “When Factories Vanish, So Can Innovators”. 2011. *The New York Times*, 02/12/2011.
- Wieser, Robert. 2005. “Research and Development Productivity and Spillovers: empirical Evidence at the Firm Level”. *Journal of Economic Surveys*. 19(4) 587–620.
- Womack, James P. and D.T. Jones. 1994. “From Lean Production to Lean Enterprise.” *Harvard Business Review* March–April):
- World Bank. 2011. “The Growing danger of Non-Communicable Diseases”. Washington DC. September.
- World Bank. 2010. *Innovation Policy: A Guide for Developing Countries*. Washington DC.
- World Bank. 2006. “China Governance, Investment Climate, and Harmonious Society: Competitiveness Enhancements for 120 Cities in China.” 37759-CN, World Bank, Washington, DC.
- WTO. 2008. “Developing, Transition Economies Cushion Trade Slowdown.” Press Release WTO, Geneva.
- Wu, Jing-lian (2009). *Zhong Guo Zeng Zhang Mo Shi Jue Ze*, [The Choice of China Growth Mode] Shanghai: Yuandong Press.
- Wu, Jing-lian (2002), Zhi Du Zhong Yu Ji Shu—Fa Zhan Zhong Guo Gao Xin Ji Shu Chan Ye, [Development of China’s Hi-Tech industry: Institution Priority to Technology,] Beijing: China Development Press.
- Wu Weiping, and Yu Zhou. 2011. “The Third Mission Stalled? Universities in China’s technological progress”. *Journal of Technology Transfer*. September.
- Xu, Guan-hua (2006), “Guan Yu Zi Zhu Chuang Zhu Chuang Xin de Ji Ge Zhong Da Wen Ti”, *Zhong Guo Ruan Ke Xue*, No. 4/12. [“Some Key Issues on Indigenous Innovation”] *China Soft Science*, No. 4/12.
- Yu, Yongding. 2009. “China’s Policy Response to the Global Financial Crisis.” *Richard Snape Lecture Productivity Commission*, Melbourne.
- Yusuf, Shahid. 2008. “Can Clusters Be Made to Order?” In *Growing Industrial Clusters in Asia: Serendipity and Science*, ed. Yusuf, Shahid, Nabeshima, Kaoru and Yamashita, Shoichi, Washington, DC: World Bank.
- Yusuf, Shahid, Kaoru Nabeshima and Shoichi Yamashita. 2008. “Growing Industrial Clusters in Asia: Serendipity and Science.” Washington, DC: World Bank.

- Yusuf, Shahid, and Kaoru Nabeshima. 2010. "Two Dragon Heads: Contrasting Development Paths for Beijing and Shanghai." Washington, DC: World Bank.
- Zeng, Douglas. 2010. "Building Engines of Growth and Competitiveness in China: Experience with Special Economic Zones and Industrial Clusters." Washington, DC: World Bank.
- Zhang, Chuanguo, and Lihuan Zhuang. 2011. "The composition of human capital and economic growth: Evidence from China using dynamic panel data analysis." *China Economic Review* 22 (2011): 165–171. Print.
- Zhang, Chunlin, Douglas Zhihua Zheng, William Peter Mako and James Seward. (2009) Promoting Enterprise Led Innovation in China. Washington DC. World Bank.
- Zhang, Daqun, Rajiv Banker, Xiaoxuan Li, and Wenbin Liu. 2011. "Performance impact of research policy at the Chinese Academy of Sciences." *Research Policy* 40 (2011): 875–885. Print.
- Zhang, Wen-kui (2007), "Chuang Xin Zheng Ce Ying Zhuan Xiang Zhong Shi Xu Qiu Gu Li", *Zhong Guo Fa Zhan Guan Cha*, No. 11/12 ["Innovation policy needs to shift attention to demand encouragement"], *China Development Observation*, No. 11/12.
- Zhang, Xiaoji and Guoqiang Long (eds) 2011, *Wai Shang Tou Zi Yu Zi Zhu Chuang Xin: Zheng Ce Yu An Li*, [Foreign Investment and Indigenous Innovation: Policies and Cases.] Beijing: University of International Business and Economic Press.
- Zhang, Yu-tai, Liu, Shi-jin and Lu, Wei (2008). *Ji Li Chuang Xin: Zheng Ce Xuan Ze Yu An Li Yan Jiu*, ["Encourage innovation: Choice of Policies and Case Study",] Beijing: Intellectual Property Press.
- Zhong, Hai. 2011. "Returns to higher education in China: What is the role of college quality." *China Economic Review* 22 (2011): 260–275. Print.
- Zhou, Yu. 2008. "The inside story of China's high-tech industry: Making Silicon Valley in Beijing." Lanham: Rowman & Littlefield Pub.
- Zhou Eve, Y. and Bob Stembridge. 2011. *Patented in China: The Present and Future State of Innovation in China*. Thomson Reuters
- Zuoyan, Zhu, and Gong Xu. 2008. "Basic research: Its impact on China's future." *Technology in Society* 30 (2008): 293–298. Print.

Supporting Report 3

Seizing the Opportunity of Green Development in China

Contents

Abbreviations	232
Chapter One	
WHY GREEN DEVELOPMENT?.....	233
a. The traditional model of development is no longer feasible	233
b. New opportunities arise.....	236
Chapter Two	
“GREEN” AS A SOURCE OF GROWTH.....	238
a. How “green” contributes to growth?.....	238
b. Source 1: Green transformation of traditional sectors	240
c. Source 2: Expansion of emerging green industries.....	243
d. Source 3: Expansion of the service sector.....	245
e. Additional opportunities for China’s under-developed regions	247
Chapter Three	
“GREEN” IMPROVES THE QUALITY OF GROWTH	249
a. Improving the quality of China’s growth by reducing environmental degradation ..	249
b. Environmental co-benefits of green development.....	253
c. The benefits of investing in environmental protection	254
d. Adapting to a changing climate by increasing resilience to risk.....	255
Chapter Four	
FACTORS FAVORING AND IMPEDING GREEN DEVELOPMENT IN CHINA	257
a. Factors favoring green development in China	257
b. Factors impeding green development	262
c. Addressing concerns on green development	266
Chapter Five	
THE ROAD TOWARDS GREEN DEVELOPMENT.....	269
Goal 1: Provide strong market stimuli for transitioning to green development	269
Goal 2: Foster green sources of growth	270
Goal 3: Improve regulation of environmental quality and the management of natural resources	271
Goal 4: Minimizing the Negative Impacts on Vulnerable Groups	272
Goal 5: Reduce Risks Associated with Climate Impacts.....	273
Goal 6: Strengthen Local Institutions	274
Annex: SEQUENCING ACTIONS AND CONFIRMING RESULTS	277
a. Sequencing of green development actions.....	277
b. Measuring progress towards green development	278
c. The potential impact of a carbon price	280
d. Sectoral Considerations	283
References	287
Boxes	
Box 1.1: Three examples of National Green Development Strategies: Germany, Korea and Japan	234
Box 1.2: Green development can help resolve the dilemma of global emission reduction. .	236
Box 2.1: Further Sectoral Benefits of Green Development	239
Box 2.2: Detailed analysis of two industries: cement and iron & steel	242

Box 2.3: Robust growth projected for China's environmental protection industries	244
Box 2.4: The relationship between green development and employment	245
Box 2.5: China's "Main Functional Area Development Plan"	247
Box 2.6: A "Big Push" model for green growth in poor areas: the case of Hunan	248
Box 3.1: The challenge of China's water pollution	252
Box 4.1: China's solar photo-voltaic (PV) industry	259
Box 4.2: International fossil fuel subsidies	263
Box 4.3: A lack of competition has held up China's shale gas exploration	265
Box 5.1: Energy efficiency and consumer behavior	271
Box 5.2: Low-carbon urban development in China	275
Box A.1: Lessons from international experience on climate policy instruments	282

Figures

Figure 1.1: Emissions of CO ₂ from energy, annually and cumulatively	235
Figure 1.2: Decoupling economic growth from carbon emissions worldwide	237
Figure 2.1: Index of innovation in climate change mitigation technologies (1990 = 1)	239
Figure 2.2: Energy intensity of GDP, 1990–2010 (energy used per unit of GDP)	240
Figure 2.3: No regrets options for reducing CO ₂ emissions in China, 2030	241
Figure 2.4: Energy saving and CO ₂ emissions reductions achieved by deploying 79 efficiency technologies in heavy industry, 2005–2020	242
Figure 2.5: Trends in Chinese iron & steel energy intensity, compared to industry leaders (tons coal equivalent per million US\$ output, 2009 PPP)	242
Figure 2.6: Patent assignee origins for wind power technologies	244
Figure 2.7: Projected annual Chinese exports of green products and services (2030)	244
Figure 2.8: Services, value added, as a share of GDP (2010)	246
Figure 3.1: Environmental and natural resource degradation and depletion, 2008	250
Figure 3.2: Urban air pollution trends in China, 2003–2009	251
Figure 3.3: Average annual SO ₂ and NO ₂ concentrations observed for the 10 largest cities in Japan and China, 1970–2009	251
Figure 3.4: Waste water emissions projections (COD), 2005–2050 (million tons)	252
Figure 3.5: Vulnerability to sea-level rise and storm surges by country, ca2000	256
Figure 4.1: Efficiency and CO ₂ emissions of coal-fired plants in China and United States	258
Figure 4.2: What emissions growth path should China's cities take?	260
Figure 4.3: Which way will China's transport sector efficiency evolve?	261
Figure 4.4: Direction of wind power technology transfers, 1988–2008	261
Figure 4.5: Household water and wastewater tariffs in China's 10 largest cities compared to other major cities, 2008	262
Figure 4.6: Direct CO ₂ emission intensities of different Chinese industries (2007)	267
Figure A.1: Indicative sequencing of green development reforms	278
Figure A.2: CO ₂ emissions per capita and per unit of GDP, 1990–2009	280
Figure A.3: China's annual CO ₂ emissions under three scenarios, 2010–2030	281
Figure A.4: Coal consumption trends for China under three scenarios, 2011–2030	282

Tables

Table 3.1: A Greener China	250
Table 3.2: Direct savings and additional co-benefits of annual reductions in CO ₂ emissions, 2030 (million US\$/year)	253
Table 3.3: Total environmental protection expenditures, 2001–2009 (% GDP)	254
Table 4.1: Comparison on selected indicators for China and developed countries	258
Table 4.2: Investment, savings, and consumption rates for various countries	259
Table 4.3: Total exploitable renewable energy resources in China	260
Table A.1: Comparison of specific indicators, China vs High Income OECD	279
Table A.2: Sector-specific recommendations for achieving green growth in China	284

Abbreviations

BRICS	Brazil, the Russian Federation, India, China, and South Africa
CO ₂	carbon dioxide
FYP	Five-Year Plan
DRC	Development Research Center of the State Council of China
ETS	carbon emissions trading scheme
EU	European Union
GDP	gross domestic product
GHG	greenhouse gas
GNI	gross national income
IEA	International Energy Agency
ILO	International Labor Organization
KBA	key biodiversity area
MEP	Ministry of Environmental Protection
NBS	National Bureau of Statistics
NDRC	National Development and Reform Commission
NGO	non-government organization
NO ₂	nitrogen dioxide
NRM	natural resource management
OECD	Organization for Economic Co-operation and Development
PES	payment for ecological services
PM ₁₀	suspended particulate matter measuring 10 microns (µm) in diameter or less
PPP	purchasing power parity
PV	photo-voltaic
R&D	research and development
RD&D	research, development, and demonstration
SO ₂	sulfur dioxide
SO _x	sulfur oxides
SOEs	state-owned enterprises
UN	United Nations
UNEP	United Nations Environment Programme
UNFCCC	United Nations Framework Convention on Climate Change
WTO	World Trade Organization

Chapter One Why Green Development?

The world's development process is at a crossroad. Given the unsustainability of current economic growth in both China and the world, a new approach to development is needed. The concept of green development is such an approach. Green development can become a potentially transformative process for the economy, for society, for the environment, and for the role of government. It is an opportunity: an open door.

Green development is a pattern of development that decouples growth from heavy dependence on resource use, carbon emissions and environmental damage, and promotes growth through the creation of new green product markets, technologies, investments, and changes in consumption and conservation behavior.¹ The three key concepts in green development are that economic growth can be decoupled from rising GHG emissions and environmental degradation; that the process of “going green” can itself be a source of growth; and that “going green” is part of a virtuous circle that is mutually-reinforcing with growth. Green growth is the means by which green development is achieved.

a. The traditional model of development is no longer feasible

Since 1978, China has been developing at an average annual growth rate of nearly 10% per year. Over just three decades, it has developed in one giant leap from a poor country into the world's second largest economy after the United States. Great changes have taken place in the quality of people's lives. If this trend continues, then by 2030 China will have attained high-income status in an unprecedented short period of time. This is considered by some as an economic miracle. But given the negative consequences of growth, it is, at best, an unfinished miracle. For various reasons, changes are needed in China's growth model.

First, China's development to date has resulted not only in past high emissions, resource consumption, and environmental destruction, but also external, social, and regional imbalances. If these imbalances are not corrected soon, then they have the potential to precipitate economic and social crises. Reforms are needed and green development forms part of those necessary reforms. As income levels increase, the Chinese people are demanding improved welfare, a cleaner environment and higher quality of life—without the recurring risks of environment-related disasters.

Second, there are still many uncertainties whether China can attain high-income status by 2030. According to projections by the DRC (Liu et al. 2011) and other research,² China's economic growth will slow down in the coming years, exposing yet more social and political challenges. Therefore, China needs to find new sources of growth, driven by innovation and supported by medium- and high-value added production. Green development is part of the policy approach to overcoming future risks and finding new robust sources of growth.

Third, apart from domestic conditions, changes in the international arena have also made it important for China to change its model of development. Western countries are making the transition to a more competitive form of green development. As a result, a new race towards green development is now being played out in the global economy, with significant benefits accruing to early movers. In 2009, the OECD issued a Declaration on Green Growth in which its member countries set forth a comprehensive green growth strategy. Under the EU's “Europe 2020” initiative, innovation and green growth form the core of a strategy to increase the competitiveness of European countries. For “Rio+20,” the United Nations Conference on Sustainable Development to be held in Rio de Janeiro next year, green growth will be one of the main

¹To date, no standard definition of green development has emerged from the public and policy debate. (Huberty, Gao and Mandell, 2011).

²See the other supporting reports prepared as part of the China 2030 study, particularly the synthesis report.

topics of discussion. In May 2011, Germany announced that it would strive to be the first industrialized country to achieve a complete shift to clean energy. The United States has issued a 10-year clean energy strategy; South Korea has already made green economic development a part of its national strategy going forward, Brazil has aggressively merged its forward-looking policies for growth, climate change, and environmental management; and Japan is pushing for an additional 30% in energy efficiency gains, starting from its position as already being one of the most energy efficient countries in the world (Box 1.1).

BOX 1.1 Three Examples of National Green Development Strategies: Germany, Korea and Japan

Germany's New Energy Plan. In May 2011, Germany determined to close all of its nuclear plants by 2022 and to become the first industrialized country to completely shift to clean energy by increasing investment and R&D for renewable energy and energy efficiency. Presently, nuclear power provides 22 percent of Germany's electricity. To fill the gap in its energy supply after it abandons nuclear, Germany has proposed vigorous development of wind, solar, and biomass; new standards for the thermal efficiency of buildings; and the creation of a continent-wide super smart grid (which would include the import of power from sun-rich North Africa).

The Republic of Korea: a first-mover in the implementation of green growth. Born as a response to the global financial crisis of 2008, Korea's move towards green growth combines three mutually-reinforcing objectives: (i) responding to the latest economic crisis through a green stimulus, (ii) reducing its energy dependency, (iii) and rebalancing its economy towards green sectors in the long term. The financial crisis exposed Korea's reliance on imported energy as a major weakness in its growth model. Korea imports 96 percent of its energy—accounting for 2/3 of all imports. To rebalance this situation by 2030, Korea aims to decrease its energy intensity by 46 percent and increase the share of renewable energy in total primary energy from 2.4 percent in 2007 to 11 percent. Furthermore, the latest Five-Year Plan allocates 2 percent of GDP to 10 green growth strategies, each containing quantitative objectives and well defined projects. Korea aims to increase its global market share of green technology exports from 2 percent in 2009 to 10 percent by 2020.

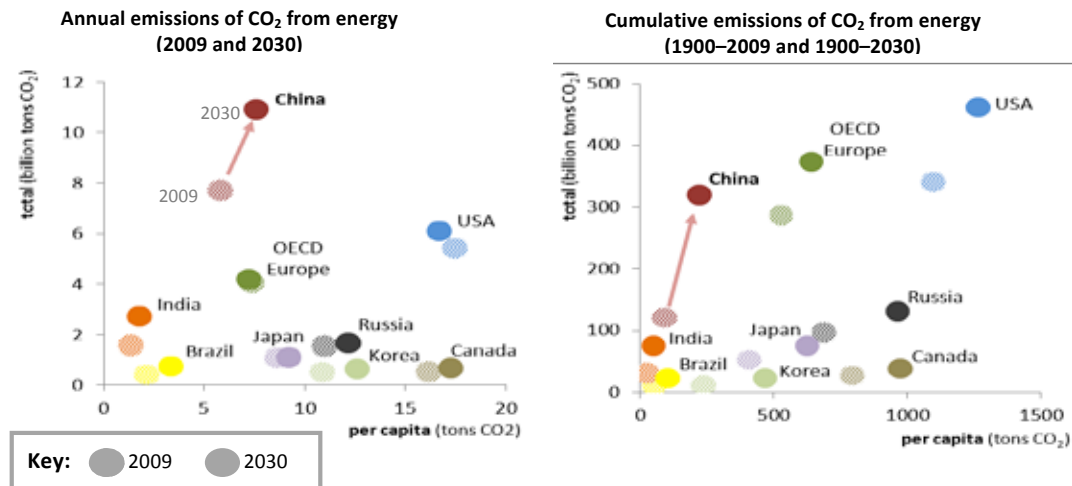
Japan's energy efficiency strategy. Japan's energy intensity decreased 26% between 1980 and 2009, and it is one of the most energy-efficient countries in the world. Nevertheless, Japan pledged to go further with its 2006 "Energy Conservation Law" by improving energy efficiency by another 30 percent by 2030 relative to 2006. The plan's implementation strategy fosters energy conservation technologies and develops a benchmarking approach to monitor energy conservation. In addition to promoting the most advanced technologies across the energy sector, the plan also introduces integrated energy consumption standards for all buildings and targets net-zero-energy houses by 2020 (and the norm nationwide by 2030). Japan's Top Runner Program, tests 21 types of appliances—ranging from vending machines and air conditioners to television sets—to determine the most efficient model, and make that model's level of efficiency the new baseline. Then, manufacturers have the obligation to achieve the new baseline within four to eight years. Japan's newest innovation is the concept of "smart community", a model city that maximizes the use of renewable energy and relies on smart grids to deal with its intermittent nature. Four large-scale pilot projects were started in 2010.

There are deep historical roots to the current transition toward green development. Developed countries, with 20% of global population, developed during a period of high fossil fuel and resource consumption. Now, the remaining 80% of the world's population also seeks to rise economically. However, if the 80% modernizes in the same way as the developed countries did—especially considering that by 2050 the global population will rise to over nine billion people—the environmental costs will become insurmountable for all countries. Therefore, the traditional model of development is no longer feasible.

The global climate crisis is one of the most daunting of the crises precipitated by traditional economic growth. China will be one of the countries most affected by climate change. Therefore, addressing climate change is a pressing need for China, and a matter of self-interest. There is a scientific consensus that to limit the rise in global average surface temperatures to 2°C, global carbon emissions must peak in 2020 or so followed by dramatic decline of 2% per year (UNEP, 2011a). In short, there is simply not enough “carbon space” to satisfy the emission needs of all countries if they continue to grow in the traditional mode of development.

Due to rapid economic expansion, and in spite of strong measures taken since 2006, both China’s total annual and per capita emissions are increasing at a high rate. Though its per capita emissions were historically low, they are now above those of France and Spain, and its total emissions are the largest in the world (Figure 1.1). During the period 2006–2010, Chinese reduced the energy intensity of its economy (a close measure to carbon intensity) by 20%, through strict energy conservation and emission reduction measures, even as it maintained overall economic growth of over 10% per year. China’s current commitment is to decrease its carbon emissions intensity (per unit of GDP) by 40–45% by 2020 as compared to 2005. Nonetheless, China’s per capita GDP will have doubled by 2020, implying that both total and per capita emissions will continue to rise. It is clear that however global carbon budgets may be allocated via national actions and international negotiations over the next twenty years, there never be enough carbon emission space for China to copy the past industrialization model of developed countries (DRC, 2009; 2011).

FIGURE 1.1 Emissions of CO₂ from energy, annually and cumulatively



Sources: World Bank. Historic emissions and population data for 1950–2009 from Boden et al 2010, World Bank World Development Indicators and UN Population Division (2011). Projections of emissions for China from 2010 to 2030 from World Bank and DRC. Projections for emissions from other countries from US EIA (2011); population projections from UN Population Division (2011).

In sum, green development is being driven by harsh economic realities, changing global priorities, and growing technological possibilities (Box 1.2). Many of the forces operating in the rest of the world are also present in China. Chinese leadership has already shown its commitment to green, low carbon development, even though it is at the early stages of a long journey. This study focuses on how to achieve green development, not on whether it is an option.

BOX 1.2 Green development can help resolve the dilemma of global emission reductions

Traditional analysis shows that the benefits of climate change mitigation are global, while the costs local. This asymmetry leads to difficulties in global coordination of emission reduction. However, this analysis fails to include the broader local benefits that accrue to mitigation investments, such as greater economic efficiency and competitiveness, and local environmental co-benefits. As governments acknowledge these broader local benefits, the challenge of global emission reduction can begin to change from being a strictly zero-sum game to one with greater win-win potential.

Source: DRC Project Team of “Fighting Climate Change”

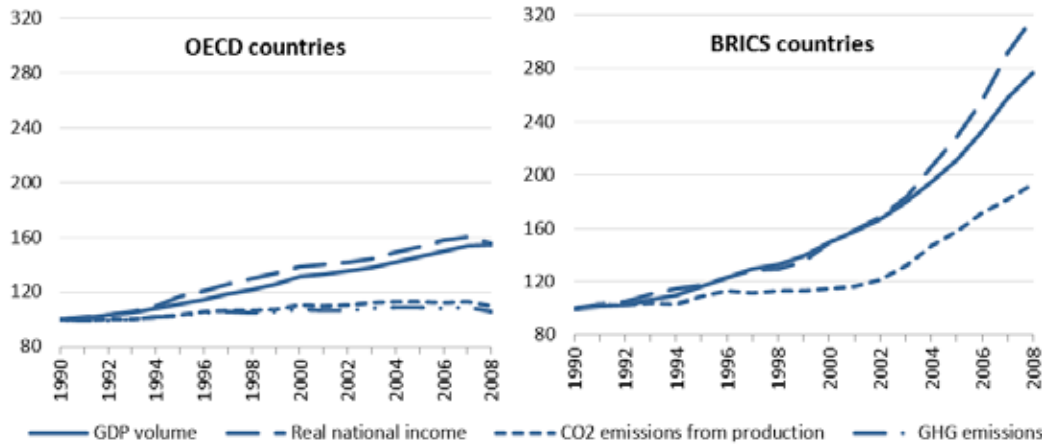
b. New opportunities arise

While the transition toward green development will not be easy, it will open the door to new opportunities. China’s government has already clearly stated that “addressing climate change is an important opportunity to speed up economic restructuring as well as the transformation of China’s mode of development and hasten forth a new industrial revolution.” The 12th Five Year Plan (FYP) contains many important prerequisites for China’s efforts to “go green”, including completing the transition to market through private sector development and factor market reforms, increasing the share of consumption, shifting towards less emissions-intensive service industries, increasing the pace of innovation, and developing human capital. It also supports increasing R&D expenditure to 2.5 percent of GDP by 2015, among the highest levels of any country.

Transitioning to green development is critical to China’s economic competitiveness in the future world economy. The core of global competition lies in technological innovation. The 12th FYP has a strong focus on seven strategic industries—environmental protection and energy efficiency, new energy, next generation information technology, biotechnology, high-end manufacturing, clean-energy vehicles, and high-tech materials—which are all leading sectors for future growth. They are mostly all “green technologies” with high value-added and export potential. Growth in these areas will make China’s economical structure more competitive. Nevertheless, while technological breakthroughs are essential for green growth, the transition to green development is a much more profound process than technological changes. The transition will span manufacturing and services, construction and transport, city development and management, and energy production and consumption. This is why green development would be a significant break from China’s past pattern of development, cutting across all economic and social sectors.

There is mounting global evidence that economic growth and carbon emissions and pollution have already begun to decouple. According to UNEP, the carbon intensity of the world economy (CO₂ emissions per unit of GDP) has dropped 23% since 1992. Since 1990, economic growth has increased faster than carbon emissions for both the developed countries and developing countries, as represented by the 5 BRICS countries, although that decoupling is much more complete in OECD countries (Figure 1.2). Overall, the data shows that high growth is compatible with lower carbon emissions, and that China and the other BRICS have an opportunity to compete by going further down this path.

Even though the transition to green development is a long-term process, the next 20 years are a crucial strategic period for China to seize the opportunity, gain competitive advantages, and show global leadership. It could catch up with and even surpass the United States and Europe on green measures. However, if China does not seize this opportunity, then its economy will lock into a high-emissions structure, lose competitiveness, and face much higher low carbon transition costs in the future.

FIGURE 1.2 Decoupling economic growth from carbon emissions worldwide (index, 1990 = 1)

Source: OECD 2011b.

As China positions itself to take advantage of green development opportunities, its vision can be defined by these major indicators:

- “Green” will become an important source of economic growth. The share of green products and green services in China’s GDP will be among the highest in the world.
- China will become a world leader in key green technologies and business models, and be an important destination for commercializing many globally important low-carbon technologies.
- China will have made real gains in low-carbon development. The correlation between growth and carbon emissions will be significantly weakened, and carbon emissions will peak.
- China will have adopted some of the world’s most stringent and most wide-reaching environmental standards, penetrating all sectors of the economy and society.
- Similarly, China will have established a resource-efficient society. Its resource efficiency through all phases of supply, consumption, and recycling will be among the highest in the world.
- China’s cities will have low-carbon and smart transportation systems and buildings. They will be livable by international standards.
- The quality of air, water, and natural ecosystems will have improved dramatically. The recovery of the natural environment will significantly improve both public health and natural assets.
- Low-carbon living will become widespread and will involve all aspects of people’s lives, from housing, to transportation, to food, to other consumer items.
- The risks posed by climate change will be addressed through proactive planning across all key sectors, including water, agriculture, urban, and health.

How can China turn this vision into reality? What opportunities does transition to green growth bring to China? How does going green make China more competitive? How does it become a source of growth? How does it improve the quality of China’s economic growth? What advantages does China enjoy, and what obstacles? This report aims to answer some of these questions.

Chapter Two “Green” as a Source of Growth

This chapter identifies the potential opportunities of how “green” could be a source of growth. In the past, a clean environment has too often been considered an unaffordable luxury—but green development goes far beyond the trade-off between growth and the environment. New evidence shows that the two goals—growth and a clean environment—not only may be realized simultaneously, but may be mutually reinforcing. When it comes to climate mitigation, new literature developed by researchers in the U.S. (Acemoglu, et al, in press), in Europe (Jaeger, et al, 2011) and in China (Zhang & Shi, 2011), suggests it is possible to significantly reduce emissions without reducing long-term growth.³

a. How “green” contributes to growth?

Green development is primarily market-driven. The prerequisite for green development is a sound market economy in which the governmental functions to correct environmental market failures through combined policies, regulations, and investments. One can say that past unsustainable growth represents the failure of government to fulfill this role. Once these government actions are introduced, the market will respond to reduce environmental and social costs. Furthermore, high polluting, high emitting and resource-intensive products will become less competitive as their external costs are internalized. These changes in relative prices will help push resources into industries and services more consistent with green development objectives. To be specific, “green” is a source of growth in three major ways.

Source 1: Green transformation of traditional sectors. A large number of existing conventional techniques and management models can not only reduce energy-use and emissions, but also improve the level of corporate profitability. Although the greening of traditional sectors may seem less dramatic and revolutionary than the development of cutting-edge new technologies, it is clear that with information and financing, many energy-efficient investments are also cost-effective and yield high economic returns. These efficiency gains are growth enhancing (Section 2.b).

Source 2: Expansion of emerging green industries. Emerging green industries include solar and wind energy, together with upstream and downstream industries such as relevant equipment manufacturing and electric vehicle industries. More broadly, however, new markets and incentives, supported by innovation and research, will likely stimulate new low-carbon, resource-lite, and environmentally friendly technologies, goods, and exports. In addition, increased public awareness will help shift consumer demand towards green products (Section 2.c).

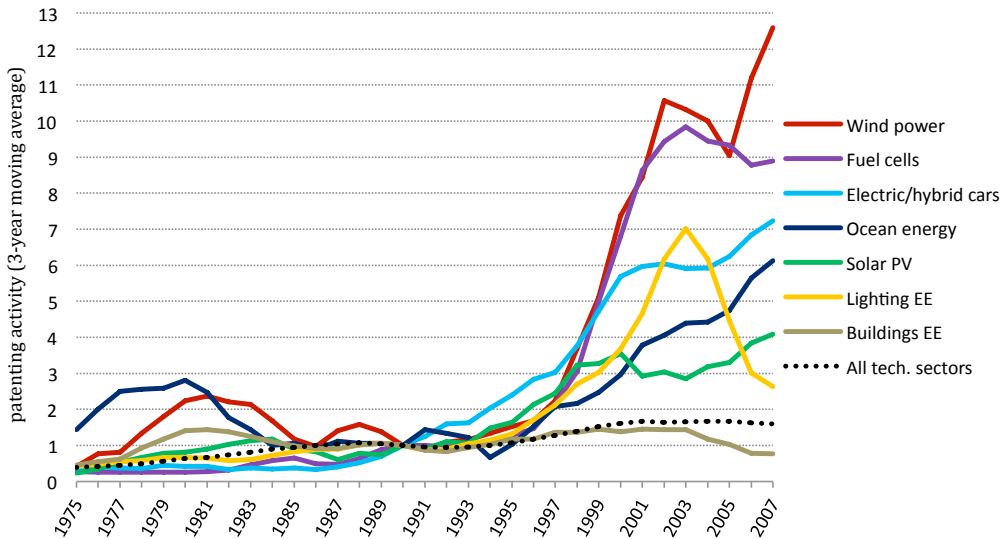
Source 3: Expansion of the service sector. Services will also expand as a complement to new green product markets and changes in consumer preferences. Not only will the rising share of services in GDP help reduce the economy’s carbon intensity, specialized services are likely to develop that specifically support green development. Examples of such services are ecosystem services, carbon asset management services, carbon trading, and contract energy management (Section 2.d).

Of course, whether “green” will become a dominant source of growth will depend to a great extent on future technological improvements, which are uncertain. Still, with stable green development policies, the pace of technological innovation and investment will no doubt quicken, thus increasing the possibility of technological breakthroughs. For example, between 1975 and 1997, growth in the number of patents for wind power, battery technologies, electric vehicles, marine power, solar power, and other green technologies was relatively slow. After 1997, with increased global awareness of climate change, more stringent environmental policies, and

³Acemoglu, et al, found that government interventions to redirect investments toward green technologies will have a short-term cost but that long term “green growth” rates will catch up to “non-green growth” rates. Growth will be unaffected overall. If immediate action is taken, then the catch-up period will be shorter. If action is delayed, the costs of intervention will be greater, and the catch-up period will be longer.

increased investment in renewable capacity coinciding with the signing of the Kyoto Protocol, the number of patents for green technologies increased dramatically (Figure 2.1) (OECD 2010).

FIGURE 2.1 Index of innovation in climate change mitigation technologies (1990 = 1)



Notes: shows total worldwide applications in EPO PASTAT database by priority date; includes only claimed priorities (those patents for which an application is filed at additional office other than the original 'priority' office).

Source: OECD 2010.

Although green development is still in an early stage and the speed of development in the future is highly uncertain, the opportunities it presents are increasingly recognized. For example, the OECD's latest Green Growth Strategy points out that "green growth has the potential to solve economic and environment problems and become a new source of growth" (OECD 2011b). According to Jaeger et al (2010), if Europe's emissions reduction target is raised from 20% to 30% by 2020, Europe's annual rate of economic growth may increase by up to 0.6%, generating 6 million new jobs may, and boosting investment as a share of GDP from 18% to 22%. Beyond these economy-wide benefits, additional sector-specific benefits may also accrue (Box 2.1).

BOX 2.1 Further Sectoral Benefits of Green Development

Beyond the above three reasons for why green development contributes to growth, the implementation of green development policies brings several further sectoral benefits that are growth inducing:

- Rapid growth of energy consumption has strained China's domestic supplies of electricity, raised coal prices, and made it increasingly dependent on imported energy. With unchanged policies, China may have to import 75 percent of its oil (making it the world's largest oil importer) and 50 percent of its natural gas by 2030. Alternative energy sector policies will dramatically reduce this import dependence.
- The efficient use and better governance of land will help reduce urban congestion and sprawl.
- Agricultural output will be enhanced by reducing the degradation of land and water.
- Infrastructure constraints, particularly for handling coal, will be eased, and infrastructure investment requirements reduced.
- By anticipating climate impacts on agriculture, low-lying coastal areas, and areas vulnerable to extreme weather events, green development will reduce climate-related risks, and improve investor and consumer confidence.

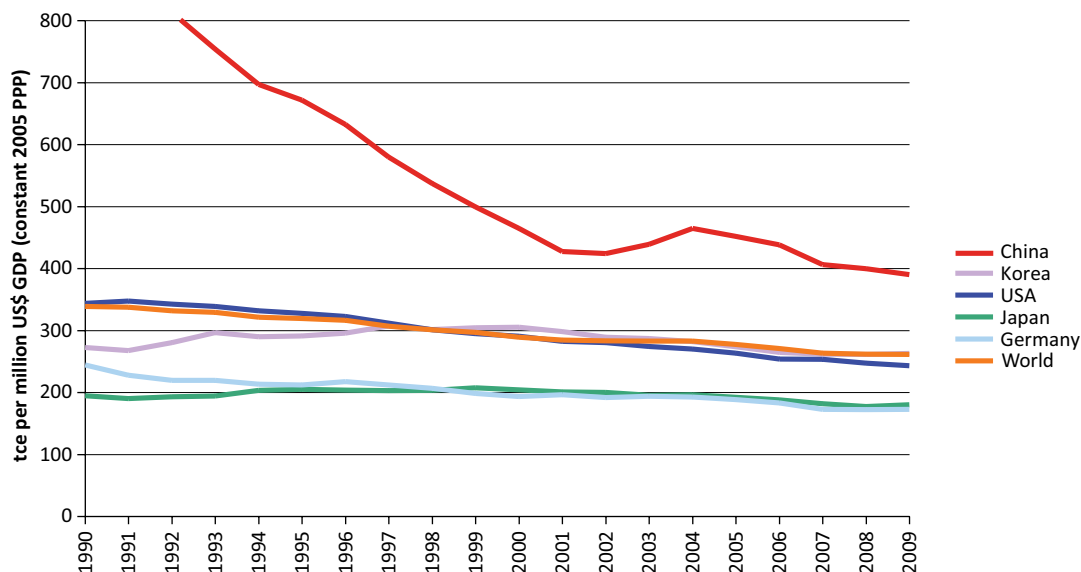
All of these measures will support growth through reduced costs, improved certainty, and the reduced need for risk management options.

Source: World Bank analysis (see Annex)

b. Source 1: Green transformation of traditional sectors

Despite the unprecedented progress China has made in reducing the energy intensity of its economy over the past three decades, a large gap between China and the high-income countries remains (Figure 2.2). The energy intensity of China's GDP, measured in terms of primary energy consumed per unit of output, was equal to 390 tons of coal equivalent (tce) per million US\$ of output in 2009 (constant 2005 PPP). By comparison, the primary energy intensity of Germany's economy was 167 tce per million US\$.⁴

FIGURE 2.2 Energy intensity of GDP, 1990–2009 (energy used per unit of GDP)



Source: IEA 2011.

Whereas some new green technologies cost, many other technology and management changes that can help narrow the gap between China and the high-income countries already pay for themselves through lowered energy and input costs. Policies and investments to improve efficiency, by increasing returns for investments in green technologies and products, will immediately add to growth. For example, according to estimates by McKinsey & Company, installing LEDs for lighting in buildings could generate US\$25 billion in financial savings per year by 2030 compared to business as usual (measured in 2009 US\$). Improving passive heating and cooling in buildings through design modifications could provide another US\$6 billion. Industry is the largest sectoral user of energy, accounting for about 72% of primary energy demand in 2008 (NBS 2010), and many efficiency gains can be found there. All together, the potential for direct savings through efficiency gains in China could be as high as US\$65 billion per year by 2030, if the full technical and economic potential of these no-regret options can be realized.⁵

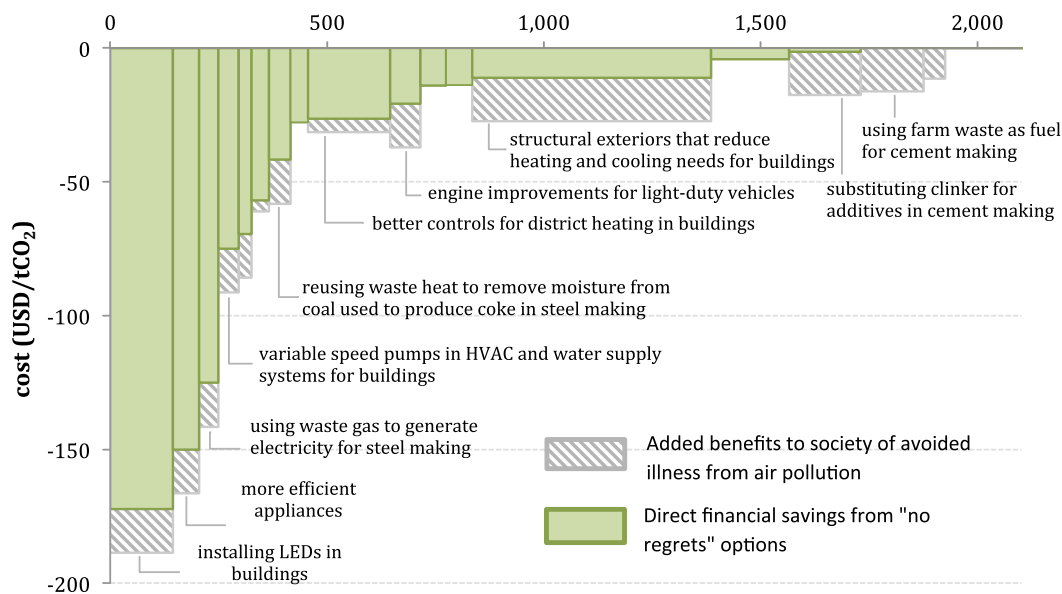
The direct benefits of these “no-regrets” options are to reduce the amount of fossil fuels burned per unit of economic activity. However, they often have additional “co-benefits” that add

⁴The difference in energy intensity is due to more than energy efficiency. It is also due, for example, to output mix and relative prices. But the opportunity for further declines in China is clear.

⁵These estimates of cost savings are drawn from detailed work done by McKinsey & Co on technologies for CO₂ abatement in China (McKinsey 2009). The McKinsey cost estimates are often considered an upper bound on the annual cost savings to be achieved, for the reason that while they include potential technological gains, they do not include all transaction costs associated with implementing those technological gains.

further value to the economy, such as (a) improving local air quality and thus reducing the incidence of respiratory illness associated with air pollution; (b) reducing infrastructure constraints in related sectors, such as transport and water; and (c) reducing import dependence. In other words, cost-effective energy efficiency and renewable energy investments offer triple-win (“win-win-win”) outcomes by trimming production costs, mitigating emissions of greenhouse gases, and improving public health risks in various sectors. The potential for no-regrets measures to contribute to both the quantity and quality of growth is illustrated in **Figure 2.3**. This figure shows the emissions reduction potential and leveled cost of certain energy efficiency technologies in 2030, as estimated for China by McKinsey & Co., but adjusted to reflect the social value of these co-benefits. The value of these health-related co-benefits is US\$20 billion per year in 2030, on top of the direct savings of US\$65 billion per year (see Chapter 3 for more details).

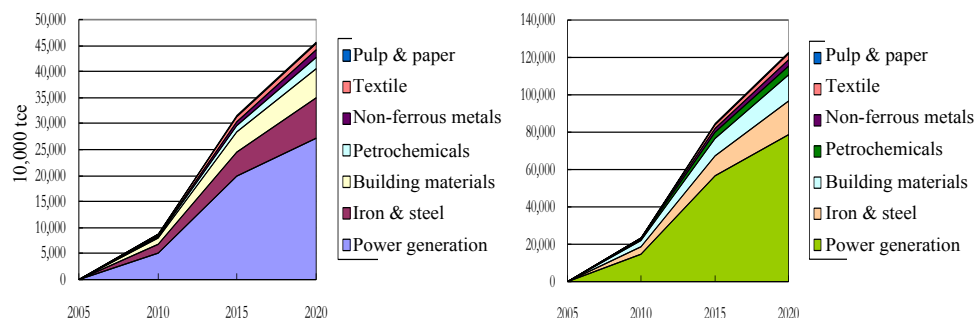
FIGURE 2.3 No Regrets Options for reducing CO₂ emissions in China, 2030



Sources: World Bank calculations, based on McKinsey 2009, Ho & Jorgenson 2003, Cao Jing et al 2009, NBS 2008 and 2009, Liu X.L. et al 2011, and Matus et al 2011.

Feng F., et al (2011) estimates that there are presently several hundred mature energy-saving technologies available to but not fully deployed by China's high energy-consumption industries. The analysis shows that if energy-intensive industrial sectors applied widely, by 2020, 79 of these major technologies, the accumulated energy savings would be 456 million tce (with a corresponding reduction in CO₂ emissions of 1.2 billion tCO₂) (**Figure 2.4**). If all existing and emerging energy efficiency technologies available for energy-intensive industrial sectors were applied by 2020, the accumulated energy savings capacity would be 650–750 million tce (with corresponding reductions in CO₂ of 1.7–1.9 billion tCO₂). More detailed examples of the cement and iron & steel sectors are given in **Box 2.2**.

FIGURE 2.4 Energy Savings (left) and CO₂ Emissions Reductions (right) Achieved by Deploying 79 Efficiency Technologies in Heavy Industry, 2005–2020



Source: Feng F. et al (forthcoming).

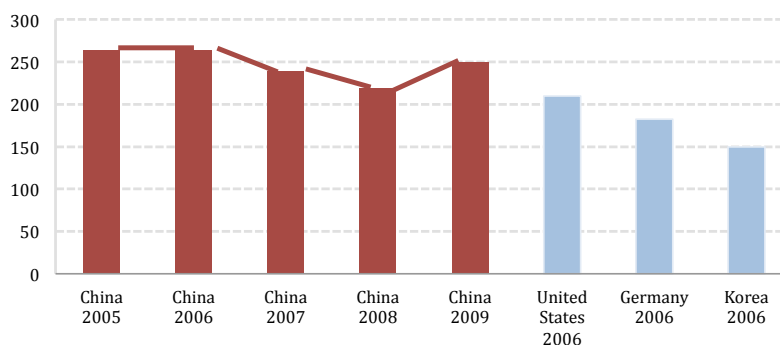
BOX 2.2 Detailed Analysis of Two Industries: Cement and Iron & Steel

Driven by an unprecedented construction boom over the past decade, China's iron & steel and cement sectors accounted for nearly one-fourth of the country's total energy consumption in 2009. As the construction boom is expected to last well into the 2020s, demand will continue to grow (Zhou N. et al 2011; Fridley et al 2011). By 2030, the tonnage of coal consumed to make steel and cement could reach 926 million tons per year, an increase of 276 million tons (42%) over 2008 (NBS 2010; Zeng X.M. 2010; and Zhou N. et al 2011).

Chinese cement makers have made impressive strides by reducing the energy intensity of production by 30% between 1998 and 2009. While now more efficient than the US and comparable with Europe, China is still 30% above the energy efficiency level set by the world's best practice cement technologies.

China's iron & steel industry has farther to go to reach the efficiency levels of industry leaders (Figure 2.5). By deploying the best available technologies, it could save more than 100 million tons of coal per year (IEA 2010b).

FIGURE 2.5 Trends in Chinese iron & steel energy intensity compared to industry leaders (tons coal equivalent per million US\$ output, 2009 PPP)



Sources: World Bank, based on IEA World Energy Balances, NBS 2009 and 2010, and UNIDO INDSTAT

Combined, the iron & steel and cement industries could achieve average net savings of US\$9.9 billion per year between 2008 and 2030 by using a basket of technologies that are already available on the market. This estimate includes net incremental capital, operating and maintenance costs. Cost savings may be even greater depending on future energy prices. Energy-saving technologies also contribute to growth by reducing the burden of pollution-caused illness. The additional benefits to society due to reduced pollution amount to US\$1.2 billion per year over the same period (see Chapter 3 for more details on welfare benefits of avoided pollution).

c. Source 2: Expansion of emerging green industries

Emerging industries are green if they are low emitting and low polluting. The most concrete example of emerging industries are clean energy, and some such as solar power, wind power, biomass, and hydropower have already been commercialized on a large scale. China's seven targeted strategic industries, as mentioned above, are environmental protection and energy efficiency, new energy, next generation information technology, biotechnology, high-end manufacturing, clean-energy vehicles, and high-tech materials. Globally, business opportunities in many of these sectors, including clean-energy vehicles and clean energy are shifting toward the developing countries.

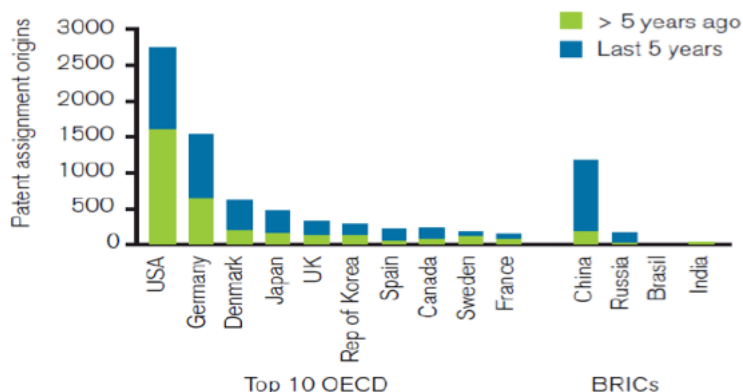
China is now the world leader in renewable energy investment, surpassing all other countries (Pew 2011). The wind power industry alone could account for over US\$25 billion per year in investment, assuming 20 gigawatts installed per year. Furthermore, if the State Council targets are met, the contribution of emerging green industries to China's GDP will be 15% by 2020.

Relentless cost reductions and technological progress in renewable energy technologies in China have exceeded expectations, mostly due to massive scaling-up of the industry. In renewable energy, the cost of both wind energy equipment and solar photovoltaic have decreased dramatically during the past 5 years (Feng & Wang, 2011). The wholesale prices of coal-fired and wind power are already very close (just under RMB 0.50 per kWh). In the case of solar PV, the price of unit modules has decreased from \$23 per module in 1980 to less than \$3 per module in 2010 (see US DOE 2010). Following this long-term trend, the existing gap between coal-fired and solar PV power will likely be closed by 2020. Similarly, the costs of biomass, marine power, shale gas, coal gasification, and other clean energies will continue to decrease.

The rapid progress of clean energy technologies is illustrated by the dramatic rise in the number of worldwide patent filings for wind power, solar PV, ocean energy, electric/hybrid vehicles, and lighting energy efficiency technologies. China occupies a prominent place within this global trend of innovation. The number of wind power patents granted to Chinese inventors, for example, has surged within the past 5–7 years, and transfers of wind power technologies to China from the developed countries over the past two decades have exceeded any other country (Figures 2.6). As China continues to absorb and innovate new green technologies—supported in part by government investment and policies—these technologies will become increasingly competitive and contribute to the country's growth in the upcoming years.

The growth of China's nascent environmental protection industry, in particular, demonstrates the important role that the state will play in promoting the growth of green sectors. Take the flue gas desulfurization (FGD) industry for example. Under the 11th Five Year Plan, the central government mandated that SO₂ emissions be reduced 10% nationwide compared to 2005. This target was bolstered by additional standards set by the NDRC and MEP for emissions from heavy industry. As a result, China's FGD industry has grown dramatically since 2006. Annual installations of SO_x scrubbers on coal-fired power plants have increased at an average rate of 34%, even with spotty enforcement of the new standards (China Greentech Initiative 2011). By 2009, the FGD industry and other environmental protection industries, including water treatment and solid waste disposal, were valued at RMB 480 billion (CAS 2011). With stricter standards introduced under the 12th Five Year Plan, the government hopes that the environmental protection industry can grow to RMB 2 trillion by 2015 (US\$295 billion) (see Box 2.3).

FIGURE 2.6 Patent Assignee Origins for Wind Power Technologies



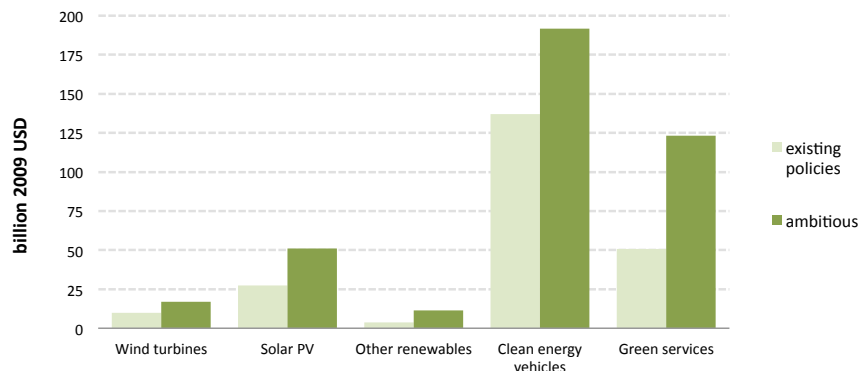
Source: Chatham House, 2009, cited in Feng et al 2011 (forthcoming).

BOX 2.3 Robust growth projected for China’s environmental protection industries

In a speech in November, 2011, at the APEC Summit, President Hu Jintao announced, “Continue rapid growth is projected for China’s environmental protection industry during the 12th Five Year Plan (2011–2015). By 2015, the total value of the industry may exceed RMB 2 trillion. Between 2011 and 2015, China’s central government plans to invest RMB 3.1 trillion in protecting the environment, more than double what was invested over the previous 5 years. China’s energy conservation and environmental protection industries are seen as major sectors for foreign investment. A flourishing demand for “green” products and services, combined with a favorable investment environment will provide a vast market and tremendous opportunity for enterprises from around the world. . . .”

Green emerging industries also create exports and jobs. By 2030, the projected exports of green technologies and services specifically related to renewable energy and clean energy (mainly electric) vehicles will rise to US\$229–395 billion in export sales (Figure 2.7) and 4.4–7.8 million new jobs. These export sales are on the order of 6–10% of total projected exports, or 2–3% of projected GDP. Of course, this large scale-up is driven by global demand, and depends on decisive action to address climate change by the world’s governments.

FIGURE 2.7 Projected Annual Chinese Exports of Green Products and Services (2030)



Note: The ranges given above compare two scenarios defined by the IEA. The “existing policies” scenario is one in which the G20 countries follow through with their commitment to reduce fossil fuel subsidies, countries fulfill their Cancun Decision pledges to reduce greenhouse gas emissions, and other existing CO₂ mitigation policies are implemented (i.e., the “New Policies” scenario in the IEA World Energy Outlook 2010). The higher estimates correspond to the “ambitious” scenario in which countries take ambitious action to limit atmospheric concentrations of CO₂ from rising above 450 parts per million (i.e., the “450” scenario in the IEA World Energy Outlook 2010).

Source: World Bank calculations. For details, see background paper to this study.

As a driver of growth, “green” clearly creates jobs. But “green” also implies some higher costs, industrial restrictions, and layoffs as well as government actions lead to changes in prices and production patterns. The positive impact on employment is greater the longer the time frame being considered and the wider the definition of “green jobs” being used. A recent study under the China Council of International Co-operation on Environment and Development (CCICED, 2011) estimates that government spending of RMB5.8 trillion (\$91bn) on measures to save energy, protect the environment and replace polluting industries with hi-tech firms would create 10.6m jobs over the next five to ten years. In contrast, eliminating the dirtier sectors of the economy would lead to the loss of 950,000 jobs. The previous paragraph noted that 4.4–7.8 million new jobs may be created by 2030 due to increased exports of certain green technologies. Although approximate, all of these estimates confirm the notion that the net trade-offs favor green as a source of job creation (Box 2.4).

BOX 2.4 The Relationship between Green Development and Employment

Empirical research done in other countries has concluded that in the medium term, green growth will have positive but small net effect on the number of jobs in the global economy (UNEP 2011b; Martinez-Fernandez 2010; ILO 2009; Dupressoir et al 2007). Within this overall scenario, of course, some countries, such as China, will excel in creating green technology jobs. Furthermore, evidence from developed countries also suggests that those jobs that are created in the transition to green growth are often more skilled and higher paying. A recent nationwide study of green industries in the United States revealed that the median wage in these industries is 13% higher than the median wage in the overall US economy (Muro et al 2011). Another study in Germany found that implementing measures to mitigate climate change led to more job opportunities for college graduates (cited in Dupressoir et al 2007). This finding is linked to the higher component of innovation found in newer technologies as opposed to in more traditional ones.⁶ In contrast, it is likely that extractive industries, utilities, marine fisheries, and some heavy manufacturing industries will likely shed jobs over the upcoming decades, primarily the result of gradually increasing energy prices, depleted natural capital (e.g. over-exploited fisheries and forests), more efficient technologies, and the automation of production processes.

d. Expansion of the service sector

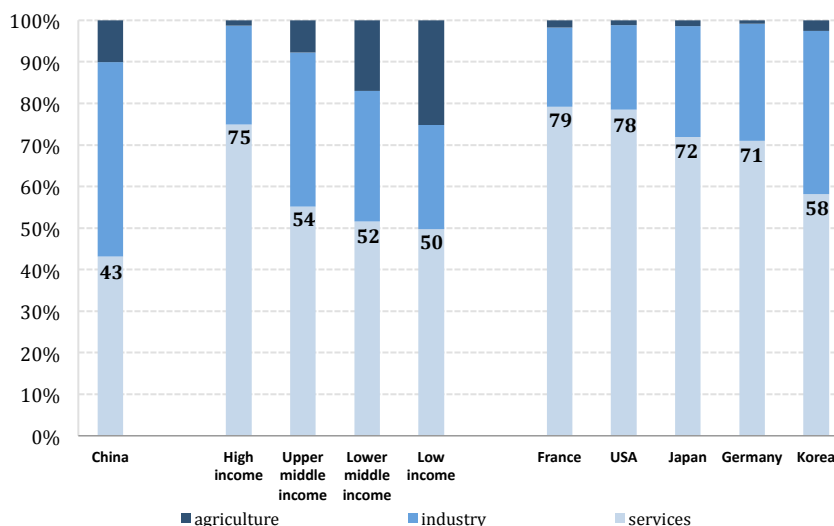
The green transformation will impact the service sector in two ways. First, it will give birth to new green service industries, such as ecosystem services, carbon asset management services, carbon trading, and contract energy management. Second, it will support the country’s intended economic rebalancing away from heavy manufacturing and towards a larger service sector. Both trends are important to reducing China’s carbon footprint, as its efficiency in manufacturing may soon approach, or even surpass the levels of high-income countries.

The emerging green service sector is already important. According to a trade association of energy conservation service providers in China, as of the end of 2010, the total value of China’s energy conservation service industry was RMB 80 billion (US\$12 billion). The industry reduced power consumption by 10.64 million tons of coal each year and reduced GHG emissions by 26.62 million tons of CO₂. Another important trend is that ecosystem management services are a growing industry in some poor areas of China, where farmers on marginal lands are paid to maintain the ecosystem rather than to sell wood or other crops.

⁶ At the same time, not all jobs produced by green investments are a priori “good jobs which offer adequate wages, safe working conditions, job security, reasonable career prospects, and worker rights” (UNEP et al 2008, 4). The creation of new employment opportunities through green investments may not improve the plight of informal workers in such industries as construction, waste removal, and recycling. The effect of green growth on work conditions across industries is also as yet unclear. Green growth is not a substitute for effective social protection and investments in human capital.

China's traditional service sector is lagging and has significant room to develop. In 2010, the share of services in total value added was 43%, a figure which is much lower than the average for high-income countries (73% in 2008),⁷ and even lower than in most middle-income countries (56% in 2010) (World Bank 2011) (Figure 2.8).

FIGURE 2.8 Services, value added, as a share of GDP (2010)



Notes: **Agriculture** corresponds with ISIC Rev. 3.1 divisions 1–5, covering forestry, fishing, livestock production, and the cultivation of crops; **industry** includes divisions 10–45, covering mining, manufacturing, construction, and utilities; **services** are defined as divisions 50–99, which cover wholesale, retail trade, transport, government, financing, professional services, education, healthcare, and real estate. Data for France and Japan are from 2009.

Source: World Bank, World Development Indicators (2011).

There are several reasons why the share of services in China's economy is low. First of all, the level of government public service is very low, particularly in the lesser developed regions. Historically, the role of government has focused on facilitating economic growth more than on providing social services. Second, government over-regulation and even monopoly has restricted development of the service industry, has inhibited the flow of private capital into these sectors. This is particularly true in finance, insurance, navigation, railway, telecom, petroleum, power, education, medical services, entertainment, sports, and the arts. Third, China's export-oriented development strategy has meant that local government has been dependent on large-scale, capital-intensive industries for tax revenue, and there has been less support to the service industry. All of these reasons are weakening, thus favoring the long-term development of China's service industry.

China's service sector growth over the long term will depend on the pace of reform of government restrictions, policies favoring the knowledge industries, and consumption patterns of the rising middle class. The rising share of services in GDP will help reduce the economy's carbon intensity. According to estimates by the DRC, the energy intensity of output (value added) by secondary industries in 2009 was eight times higher than agriculture and five times that of services. Every percentage point increase in the share of services in GDP is associated with a decline in energy consumption of 1.4 percentage points.⁸

⁷Services here are defined as activities included in ISIC Rev 3.1 Divisions 50–99, excluding public administration and national defense.

⁸Of course, if reductions in China's manufacturing sector are offset by increased output in other countries, the rebalancing would have negligible effects on global emissions even as China's emissions intensity would decrease.

e. Additional opportunities for China's under-developed regions

The green development approach can help reduce China's inter-regional inequality by helping its relatively under-developed central and western regions catch up. Although historically the east always led in economic development, since 2005, growth rates in the central and western regions have overtaken the east. However, the interior provinces should not follow the precedent of the eastern provinces by growing first and then cleaning up later. This is especially true for those central and western provinces with abundant mineral resources. Although extractive industries may have led to high GDP growth rates, the income levels of people living in these regions has not grown commensurately, and in some places the natural environment has been severely degraded.

There are several reasons why the interior provinces should avoid the conventional (and environmentally degrading) growth path of the east. First, the ecological environment of the interior provinces is relatively fragile compared to the east, and the costs of "clean-up later" would be prohibitive. Second, China's population is aging rapidly. As the surplus agricultural labor force that filled the factories of the east gradually shrinks, this will prohibit labor-intensive growth similar to that observed over past decades. Third, as China introduces more stringent energy conservation and GHG emissions reduction policies, the potential for growth from high-emissions, resource-intensive industries will be limited. The interior provinces have a strong comparative advantage in clean energy resources (Wang Yi, 2011). Fourth, with rapid expansion of cities onto increasingly scarce land, the national government has imposed stricter controls on the use of land for industry (Box 2.5). Thus, China's under-developed regions have a direct interest in growing green while avoiding the clean-up costs being incurred by the eastern provinces.

BOX 2.5 China's "Main Functional Area Development Plan"

In order to protect the environment and avoid "polluting first and cleaning up later", China's State Council launched the "Main Functional Area Development Plan" in 2010. This plan divides all of China's land area into four major types: (i) relatively affluent, industrial, urbanized areas where development should be "optimized" to solve existing environmental problems; (ii) key areas for future development; (iii) areas where development should be limited, and (iv) areas where development is prohibited. These classifications are somewhat controversial: for example, restricting the rights of different regions to development contains elements of a planned economy. Controversial aspects aside, the Plan represents stringent environmental regulation and will prevent certain regions from following the more traditional path to development. Without the Plan, local governments would likely be unable to implement such strict environmental policies. Thus, by limiting or prohibiting the development of certain regions, the Main Functional Area Development Plan will encourage these regions to take a new path to green development.

Source: DRC.

Because their economies are currently less-developed, many ecological environment and cultural resources of these regions have been preserved. With high-speed rail, highways, improved logistics, the internet, and other telecommunication technologies, the relationship between urban locations and economic development are changing. By capitalizing on better connectivity, the hitherto under-valued environmental resources of China's interior regions may provide economic benefits that enable them to grow in a way that does not require sacrificing their environment.

Many under-developed regions of China are now pushing to develop in new ways, including high value-added agriculture, ecotourism, cultural tourism, training and conference centers, healthcare centers, and the arts. Some of these innovations require new business models, such

as franchise businesses that draw on local labor. Important opportunities exist for payments for ecosystem services as well as for installations of renewable energy. For example, farmers in some poor parts of China have already transitioned from selling timber to marketing ecosystem services to earn a living. Another example is the more complicated “big push” that is being piloted to better connect a poor county of Hunan province with the market economy (Box 2.6). Elsewhere in China, other examples of green development are appearing every day. Searching out different forms of green development that are suited to local conditions has great importance not only for China but for other poor countries as well.

BOX 2.6 A “Big Push” Model for Green Growth in Poor Areas: the Case of Hunan

Huaihua in Hunan province is endeavoring to take full advantage of improved transportation, telecommunications, and logistics networks to pursue a new strategy for economy growth. The previously undervalued intangible resources of the Wuling Mountain Area, such as its beautiful natural environment and rich cultural heritage, will provide a new source of income for local people and help promote local economic growth.

Through the coordinated efforts of government and private entrepreneurs, poor regions are making a “big push” to utilize new market mechanisms and build green economies that include conference centers, medical services, eco-tourism, and cultural tourism. A more productive division of labor is evolving, with the local population benefiting as both farmers and service providers. The slogan of this experiment, “Villages Making Life Better,” suggests that villages will no longer represent poverty in China, but will be a symbol of a high quality life style. More importantly, the models are duplicable elsewhere.

Source: DRC.

Chapter Three “Green” Improves the Quality of Growth

People’s welfare includes such concepts as good health, quality of life, and a clean environment, in addition to income. While some of these other welfare concepts are not measured in traditional measures of GDP, they can, nevertheless, be measured. Improving the “quality of growth,” implies improving some or all of these welfare measures. Even though China’s current levels of environmental degradation and resource pollution, measured as a percent of gross national income, are much higher than in high-income countries, it has already made great strides. This chapter addresses the magnitude of the welfare gains that can be made through green development. It also indicates that some improvements in environmental quality are necessary investments in long-term quantity of growth benefits as well.

a. Improving the quality of China’s growth by reducing environmental degradation

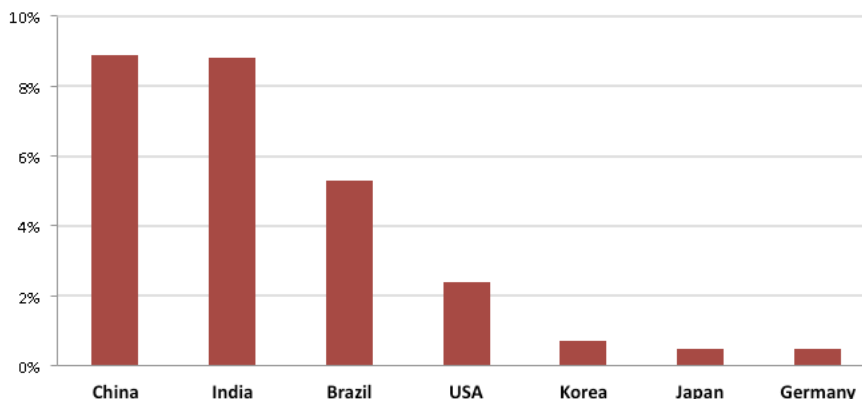
Green development will reduce China’s current high costs of environmental degradation and resource depletion, which is crucial for its continued growth and well-being.⁹ Under no scenario can it achieve the quality of growth that is already articulated in its 12th Five Year Plan and longer-term social and economic targets without dramatic improvement in the use and sustainability of its natural resource base. The experience of Japan shows that stringent environmental policies do not interfere with economic growth. In fact, they may even catalyze growth. Intervention-style environmental policies play an important role in this (Kobayashi 2011). This implies that economic growth and improving the quality of the environment may be mutually reinforcing.

The overall environmental benefits from green development can be substantial. At its current level of development, China’s level of environmental degradation and resource depletion in China is valued at approximately 9% of GNI (gross national income), over ten times higher than corresponding levels in Korea and Japan (Figure 3.1).¹⁰ A successful path of green development would cut this value, by 2030, to the much lower level of 2.7% of GNI per year (i.e., comparable to current levels in the United States)—at an estimated additional cost of 0.5–1.0% of GNI per year beyond what it is currently spending on environmental protection (see Section 3.c). While some of the benefits of this level of investment in the environment come in the form of financially viable “win-win” investments (see previous chapter and section 3.b), others would take the form of economically viable investments in public welfare and ecological health.

⁹These costs are typically measured by valuing a country’s environmental externalities, or the external costs associated with resource degradation (including pollution-related health damages, property damages, and global impacts), and resource depletion (soil erosion, deforestation, fisheries loss, biodiversity loss, water pollution, and watershed degradation).

¹⁰It is recognized that Figure 3.1 compares countries at different levels of development. That said, the figure is intended to illustrate the level of potential improvement that China may achieve as it rises to high income status (for details, see Table 3.1).

FIGURE 3.1 Environmental and natural resource degradation and depletion, 2008 (% of Gross National Income)



Notes: Here, *environmental degradation* includes damages from CO₂, small particulate matter (PM₁₀), and water pollution. Damages from CO₂ are estimated at \$20 per ton of carbon (the unit damage in 1995 U.S. dollars) times the number of tons of carbon emitted. Damages from PM₁₀ are calculated as the willingness to pay to reduce the risk of illness and death attributable to particulate emissions. Damages from water pollution for China are from 2003 and are based on estimates of health damages, calculated by monetizing premature mortality from diarrheal disease and cancer associated with water pollution and morbidity from diarrheal disease associated with water pollution (following World Bank 2007). *Natural resource depletion* is the sum of net forest depletion, energy depletion, mineral depletion, and soil nutrient. Net forest depletion is unit resource rents times the excess of roundwood harvest over natural growth. Energy depletion is the ratio of the value of the stock of energy resources to the remaining reserve lifetime (capped at 25 years). It includes coal, crude oil, and natural gas. Mineral depletion is the ratio of the value of the stock of mineral resources to the remaining reserve lifetime (capped at 25 years). It covers tin, gold, lead, zinc, iron, copper, nickel, silver, bauxite, and phosphate. *Soil nutrient depletion* data from Shi M.J. & Ma G.X. 2009.

Sources: World Development Indicators 2011; World Bank (2007); Shi M.J. & Ma G.X. (2009).

China's specific environmental improvements would come from reducing reliance on fossil fuels, and achieving the lower levels of air pollution, water pollution, and resource depletion associated with high income countries (Table 3.1). The best way to achieve these improvements is to ensure that environmental externalities are internalized as efficiently as possible in consumption, production, and investment decisions throughout the economy. Prices of natural resources and key factors of production will need to reflect scarcity value as well as environmental costs and benefits. Green development, such as reduced reliance on fossil fuels, will improve local environmental outcomes—such as reduced air pollution, land degradation, and water contamination.

TABLE 3.1 A Greener China

Environmental depletion and degradation, all number are % of GNI	2009 value	"Greener" value, reachable by 2030	Net improvement
Energy depletion	2.9	1.9	1.0
Mineral depletion	0.2	0.2	0.0
PM ₁₀ health damage	2.8	0.1	2.7
Air pollution material damage	0.5	0.1	0.4
Water pollution health damage	0.5	0.1	0.4
Soil nutrient depletion	1.0	0.1	0.9
Carbon dioxide damage	1.1	0.2	0.9
Total depletion & degradation	9.0	2.7	6.3

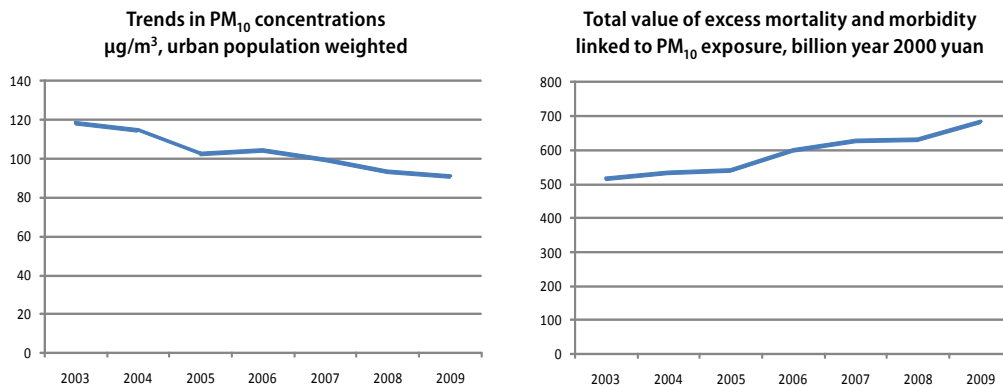
Source: <http://data.worldbank.org>; World Bank (2007); Shi M.J. & Ma G.X. (2009); World Bank analysis.

The largest part of the projected improvement would be the economic benefits associated with human health and material damage improvements due to reduced air pollution. China currently faces one of the world's highest current and projected burdens of environmental

disease linked to urban air quality (Cohen et al, 2004, and World Bank, 2007). Trends in urban air pollution are improving, but the impact on health is still extremely large, nearly 3 percent of GNI in 2009. The government has responded strongly in recent years to address the problem of air pollution. But despite improvements in urban air quality, the urban population has grown so much that the total health costs associated with air pollution, and the exposure of the population most at risk, the elderly, continue to rise (Figure 3.2).

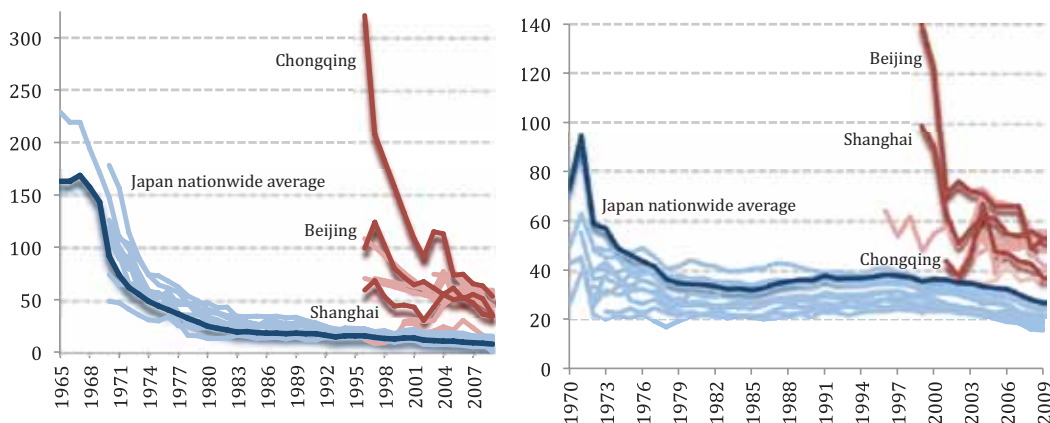
A strong commitment to dealing with concentrations of particulate matter in cities will pay large dividends in improving health and social welfare. As China continues to grow, it will be possible to dramatically reduce air pollution levels—just as Japan did starting in the mid-1960s (see Figure 3.3). That is when Japan's air quality and other environmental concerns reached crisis levels, and when it too was an upper middle income country. If air quality in China were brought to the level of Japan in 1980, these benefits would be valued at 3.1% of GNI. In addition, these air pollution improvements would bring large co-benefits associated with reduced use of fossil fuels, such as reduced depletion of fossil fuel resources, improved water quality, improved soil quality, and reduced CO₂ emissions.

FIGURE 3.2 Urban Air Pollution Trends in China, 2003–2009



Source: World Bank analysis based on China Environmental Statistical Yearbook.

FIGURE 3.3 Average annual SO₂ (left) and NO₂ (right) concentrations observed for the 10 largest cities in Japan and China, 1970–2009 (µg/m³)



Notes: Includes ten largest cities in Japan by population in 1970; 10 largest cities in mainland China by downtown population in 2009 (excluding Dongguan city, Guangdong).

Sources: NIES database, Japan Ministry of Environment (1989), Kawasaki Air Pollution Monitoring Center; NBS, China Environmental Statistical Yearbook, various years; city statistical yearbooks for Beijing, Tianjin, Shenzhen, Chongqing, and Nanjing, various years.

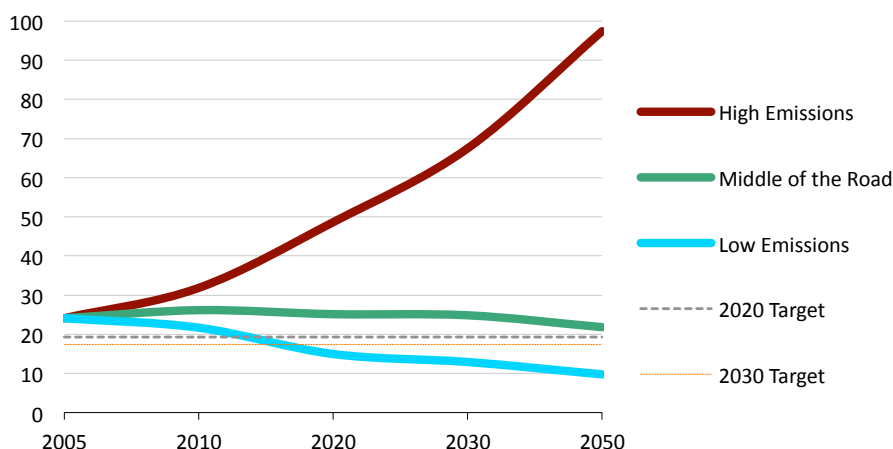
Pollutants in water and soil also affect public health both directly and through the food chain. About 40 percent of the water sampled from the major rivers in the North and Northeast is at Grade V or V+. ¹¹ This exacerbates already critical water shortages, such as in the North and Northeast where freshwater resources are only 785 cubic meters per capita, about 200 cubic meters below the international standard for “severe water stress”. ¹² With the urban population growing by nearly 300 million over the next two decades, the stress on existing supplies will only increase. Cleaning up China’s water supply is a clear priority (see Box 3.1).

BOX 3.1 The challenge of China’s water pollution

China’s surface and groundwater supplies are low on a per capita basis, but useful supplies are much lower yet because of pollution. Although seen most vividly in pictures of an algae-choked Lake Tai, across water-stressed North China, 40% of the rivers fall in the two worst water quality categories of class V and VI, meaning direct use would endanger health and treatment is very expensive. The government has necessary, but ambitious, targets to control pollution:

- Ministry of Environmental Protection Targets**
- By 2020: 60% of China’s surface waters meet the standards for Grades I–III (compared to 57% in 2009)
 - By 2030: 70% of China’s surface waters meet the standards for Grades I–III
 - By 2050: 80% of China’s surface waters meet the standards for Grades I–III.

FIGURE 3.4 Waste water emissions projections (COD), 2005–2050 (million tons)



Source: MEP and CAE 2011.

Based on global experience, success in improving water quality will depend on a combination of aggressive regulatory monitoring and enforcement with a strong set of economic incentives. China’s interventions to date have focused on industrial and municipal point-source pollution. While continuing to reduce those sources of pollution, the country will need to tackle the even more difficult problem of non-point sources.

Land degradation presents a similar problem of scarcity. Heavy use of agrochemicals, combined with pollution from cities and industry has degraded soil quality. According to the

¹¹ NBS 2010; MEP 2009. Grade V is defined as water only suitable for agricultural water supply and general landscaping use; and Grade V+ is water unsuitable for any use (China Environmental Water Quality Standard GB3838-2002).

¹² The national average of 1,812 cubic meters of freshwater resources available for every person in China is only one-quarter of the world average.

Ministry of Environmental Protection and Chinese Academy of Engineering, heavy metal contamination of farmland is a serious issue raising concerns that these pollutants can make their way into the food chain (MEP & CAE 2011; Zeng X.B. 2010). The presence of contaminated arable land may also restrict land availability for agriculture, which is already severely limited due to pressures from urban, industrial, and infrastructural development. Indeed, total agricultural land may drop below the amount mandated by the government as “the red line” below which self-sufficiency in grain production will be hard to maintain.

b. Environmental co-benefits of green development

As highlighted in the previous chapter, there are investments and management improvements that are cost effective (assuming efficient markets), emissions-reducing, and pollution-reducing. These “no-regrets” cases contribute, therefore, to growth, climate mitigation and local environmental benefits. The potential cost savings of these no-regrets low-carbon investments available in China were estimated by McKinsey & Co. to be on the order of US\$65 billion per year by 2030. The additional co-benefits of these investments associated with improved productivity of China’s workforce, thanks to fewer cases of respiratory illnesses each year, puts additional economic gains at around US\$20 billion per year. The magnitude of various other potential “win-win” strategies to improving public health is highlighted in Table 3.2. Of these examples, more efficient buildings that require less coal to be burned for electricity would generate the largest health-related co-benefits (as much as US\$9 billion), followed by the use of additives in place of clinker in cement production (as much as US\$2.7 billion).

TABLE 3.2 Direct savings and additional co-benefits of annual reductions in CO₂ emissions, 2030 (million US\$/year)

Sector	Cost Saving Abatement Option	Direct Savings from Reduced Costs	Additional Benefits from Avoided Air Pollution
Buildings	Replacing old bulbs with LEDs	24,992	2,364
	Appliances	9,007	978
	Efficient variable speed water pumps	3,453	750
	Water heating	2,085	489
	District heating controls	1,439	1,125
	Efficient buildings*	6,116	8,967
Transport	Light duty vehicles, efficient combustion engines	5,018	950
Industry	Combined cycle power plants (steel)	5,630	745
	Coal moisture control (steel)	2,085	827
	Utilizing or destroying coal bed methane (mining)	751	--
	Clinker substitution (cement)	229	2,669
Power	Small scale hydropower	-	--
Agriculture/ Forestry	Fertilizer management	2,280	162
	Cropland management and restoration	1,112	--
	Methane utilization	834	--
TOTAL		65,030	20,027

Notes:* Includes passive design, retrofit packages for commercial buildings, and other design improvements. US\$ figures expressed in 2009 dollars. For this table, a sector-by-sector estimate was made of the local environmental co-benefits associated with energy efficiency investments. These co-benefits include the avoided costs of respiratory illnesses due to reduced air pollution, which is correlated with reduced burning of fossil fuels. For some industries, such as iron & steel and cement, most GHG emissions can be attributed to burning coal. For others, such as the transportation sector, GHG emissions come mainly from burning oil. Since certain fuels are “dirtier” than others, different types of fuel use reductions have different impacts on local ground-level air pollution. A Chinese Academy of Sciences study calculated the fuel mix used by each industry type (Liu X.L. et al 2011), and estimated how many units of coal, oil, and natural gas were saved by reducing GHG emissions with the technology options in the McKinsey marginal abatement cost curve (McKinsey 2009). Damage estimates were taken from studies done by Harvard and Tsinghua University economists (Cao J. et al 2009; Ho & Jorgenson 2003) of the marginal cost of increasing people’s exposure to higher concentrations of pollutants. By summing the benefits from reduced coal, oil, and natural gas combustion for each abatement option, this study estimated the total value of avoided illness.

Sources: Authors based on McKinsey 2009; NBS 2008 and 2009; Ho & Jorgenson 2003; Cao Jing et al 2009; Liu and Wang 2011; Matus et al 2011.

c. The benefits of investing in environmental protection

As China faces the challenge of reducing the degradation of its natural assets (measured as a percent of GNI), and makes targeted increases in spending on environmental protection, how much would it cost? It is clear that cleaning up China's environment requires resources; otherwise, it would have been done already.

Current annual investment in the treatment of industrial pollution in China—about 0.15–0.20% of GDP—is roughly comparable with the amount spent in several European countries each year. Considering how fast China's economy has grown over the past decade, this reflects a great effort to reduce pollution, especially point-source pollution from industry.

Overall, however, cleaning up industrial pollution is a relatively small fraction of total environmental protection expenditures by government and business in high-income European countries. When the full range of environmental protection activities defined in the European System for the Collection of Economic Information on the Environment (SERIEE) are included, high-income European countries spent about 0.3% to 1.1% of GDP more than China on environmental protection overall as a share of GDP in 2008 (Table 3.3).¹³

TABLE 3.3 Total environmental protection expenditures, 2001–2009 (% GDP)

	2001	2002	2003	2004	2005	2006	2007	2008	2009
China	—	—	—	—	—	—	—	1.23%	—
France	—	—	—	2.07%	—	—	2.16%	—	—
Germany	1.73%	1.70%	1.69%	1.70%	1.51%	1.62%	1.53%	—	—
Hungary	1.68%	1.76%	1.85%	2.00%	2.14%	1.95%	1.59%	1.52%	—
Italy	—	—	—	—	—	—	—	—	—
Poland	—	1.75%	1.78%	1.74%	1.79%	2.04%	2.06%	2.38%	2.42%
Portugal	—	—	—	—	—	1.12%	1.25%	—	—
Spain	1.48%	1.55%	1.56%	1.54%	1.61%	1.69%	1.78%	1.83%	—
Sweden	1.19%	1.19%	1.18%	1.16%	1.26%	1.20%	—	—	—
EU25	1.90%	—	—	—	—	1.82%	—	—	—

Sources: NBS 2010, MEP 2010, Eurostat 2010, Eurostat data-base, MOF 2009, SFA 2009, Wang X. et al 2010, and authors' calculations.

Over the longer-term, to improve its environmental quality, China's government expenditures related to the environment should be at least 0.5% of GDP above current levels. Any increased environmental expenditure in China would include increased spending on both pollution abatement and on efforts to protect and restore the health of its ecosystems. Although China is already spending RMB 83.7 billion (US\$ 12.0 billion) each year on tree planting programs to combat soil loss, flooding, and desertification, the cost-effectiveness of these programs can be improved by setting targets based on ecosystem health rather than acres of forest planted. It can also direct more investment to relatively neglected areas, such as the conservation and restoration of wetlands and coastal ecosystems.

Evidence from the US and elsewhere shows that such expenditures have extremely high rates of return when measured in economic terms (for example, the benefit-cost ratio of the US Clean Air Act is estimated to be 25:1 by 2015 and 31:1 by 2020) (USEPA 2011). Increased environmental expenditure in China would have similar high rates of return by increasing natural and human capital in the economy. By this account, a relatively modest incremental increase in environment-related expenditures would go a long way towards securing the 6.3% of GNI gain in social welfare shown above in Table 3.3.

¹³This is a rough estimate; due to a lack of more publicly available information on China's national accounts, it may be an under-estimate of China's expenditures.

d. Adapting to a changing climate by increasing resilience to risk

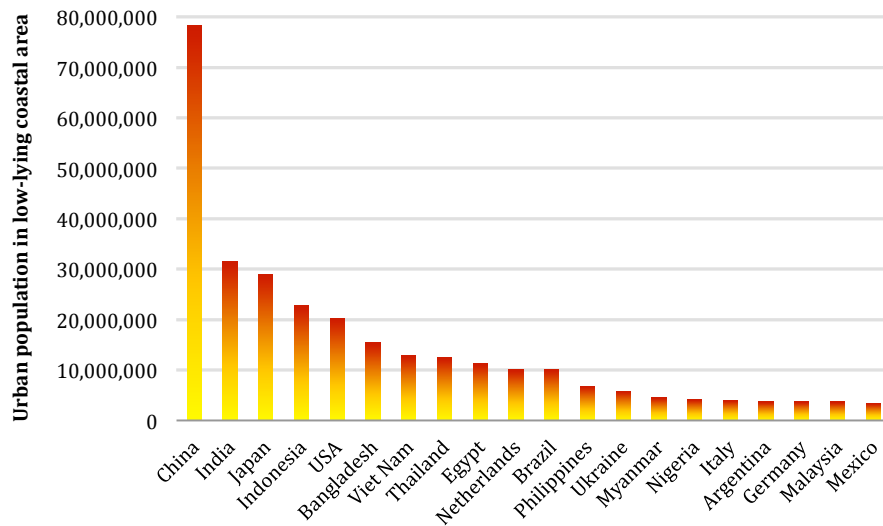
A further benefit that green development would bring to the quality of China's growth is increasing resiliency to climate risks.¹⁴ China's climate is already changing, and changes will accelerate. Even taking into account current scientific uncertainty about the extent and nature of future climate change impacts, preparedness for a more variable, unpredictable, and extreme future climate will be a prerequisite for sustained economic growth. Adopting planning and investment approaches to better address risks and uncertainties are a reason for China to fully incorporate climate change in its economic management.

Among the observed effects of climate change are: average annual surface temperatures increased by 1.1°C over the last half of the 20th century for the country as a whole, and much faster in the north and northeastern provinces. The number of rainy days has decreased for most regions, and more precipitation has come from shorter, more intense storms (Di P.M. et al, 2007; Zhai P.M. et al, 2005). The area of cropland exposed to drought has also increased for many regions. In the years to come, despite more rainfall projected for China as a whole, many regions may actually suffer from more droughts (Woetzel et al, 2009). Agriculture will be particularly hard hit, because precipitation will come during the winters and less during the crucial spring and summer months. The area of cropland affected by flooding each year has increased significantly for parts of the Yangtze River basin. Although the projections are highly uncertain, flooding may continue to increase for this region in the coming decades (Ding Y.H. et al, 2007; Ren G.Y. et al 2007).

The agricultural sector is likely to have the greatest early climate change impacts. Annual crop losses due to drought in the Northern China plain and Northeast provinces are projected to rise (Chen et al and Nelson et al, forthcoming). While warming will probably hurt rain-fed agriculture in parts of the country where there is more indigent poverty, other areas may actually benefit from night-time warming, longer growing seasons, and increased water available to irrigation systems (Wang J.X. et al 2008 and 2010). Coping with the significant variability of future impacts will require geographic shifts in production and more flexible and robust water management.

Urban populations and industry will also be more exposed to extreme weather events. Much of the population lives in areas where sea level rise, storm surges, flooding and tropical cyclones are a concern (Figure 3.5). The concentration and value of productive capital and valuable infrastructure increases in these areas, and so do potential damages. This is particularly worrisome for long-term capital assets, such as power grids, water supply and wastewater treatment systems, and road and rail networks.

¹⁴ Given the country's importance as a carbon emitter, green (low-carbon) development will reduce emissions, reduce the magnitude of climate change, and reduce the need to China to adapt.

FIGURE 3.5 Vulnerability to sea-level rise and storm surges by country, ca2000

Note: "low-lying coastal area" defined as "the contiguous area along the coast that is less than 10 meters above sea level" (McGranahan et al 2007).

Source: World Bank, World Development Indicators; McGranahan et al 2007.

Institutions, planning processes, and policies that effectively manage future risk through green development will increase the resilience of China's economy. In turn, China will be able to mitigate, and recover quickly from damage due to adverse weather, and ready to seize new opportunities for growth should these arise. For example, long-term glacier melt on the Himalayan plateau will generate both enormous challenges and opportunities for water conservation and storage technologies. Opportunities, for both domestic and international gain, abound in other sectors as well, such as agriculture, building design, and infrastructure design.

Chapter Four Factors Favoring and Impeding Green Development in China

In pursuing green development, China enjoys a number of unique advantages that other countries do not have. At the same time, it also faces unique challenges. The largest of these challenges is not a lack of financing, but rather a lack of incentive structures to promote green development. If it can overcome these challenges in the next two decades, then it could position itself as a world leader in green development.

China's advantages:

1. Government ability to mobilize action on high-priority issues
2. The advantage of being a relative late-comer
3. Large domestic market to scale up green sectors
4. Abundant capital (including human capital) to invest in green sectors
5. Natural endowment of resources for clean energy
6. Potential to still avoid lock-in effects of higher levels of urbanization
7. A destination for global investments and R&D in green technologies

China's challenges:

1. Distorted prices of resource commodities
2. Over-reliance on administrative measures for reducing carbon emissions
3. Weak incentives for environmental protection
4. Lack of a competitive market environment for green sectors
5. Sector coordination failures
6. Weak monitoring and enforcement of environmental standards, especially at the local level

a. Factors favoring green development in China

First, government ability to mobilize action on high-priority issues. China's top leaders have already reached a high level of consensus on the importance of green development. As President Hu Jintao remarked in a speech at the November 2011 APEC summit, China is committed to "vigorously developing the green economy." This commitment is also evidenced by the *Work Program to Control Greenhouse Gas Emissions during the 12th Five Year Plan*, in which the State Council makes clear that "addressing climate change will accelerate economic restructuring and the reform of economic development, driving forward the opportunities of the next industrial revolution."

Beyond expressions of commitment, the government has demonstrated numerous times that it can take decisive action on issues of high political and economic priority. Reforms undertaken over the past three decades have fundamentally redefined the functioning of the Chinese state in allowing the market to play a greater role. Green development is consistent with further market reforms that promote efficiency, while increasingly correcting for market externalities that can only be addressed with a proactive government.

Second, the advantage of being a relative late-comer. Because developed countries industrialized following a high-carbon model, their economies have to a great extent been locked into a high-carbon path. On the other hand, China and other developing countries can meet additional demand by building new green productive capacity and infrastructure without eliminating equal amounts of existing physical capital. China's present level of economic development

is only one-eighth to one-tenth the level of developed countries, measured in terms of per capita energy use, car ownership, and other indicators (Table 4.1). Because China is still in a stage of rapid development, the incremental costs of green development will be relatively low. China can avoid the higher costs of transitioning to low-carbon technologies compared to countries with less rapid growth and less rapid turn-over of capital stock.

TABLE 4.1 Comparison on selected indicators for China and developed countries

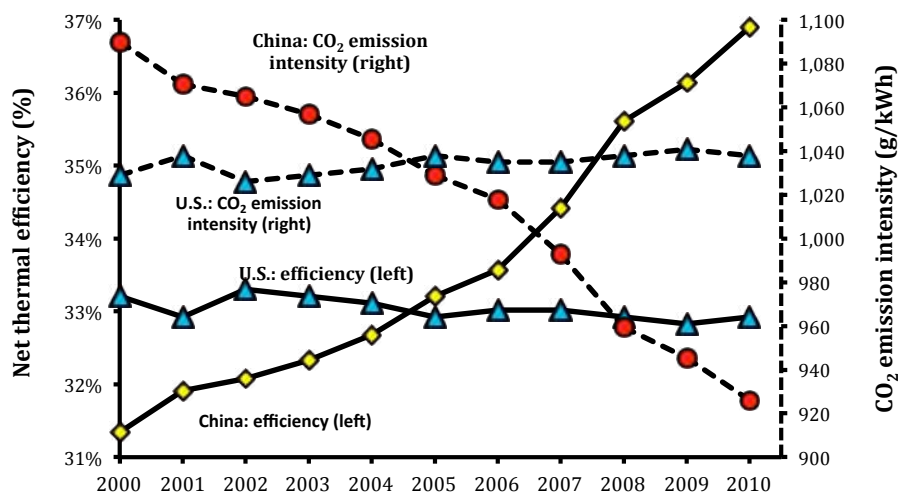
	China	U.S.	Japan	OECD
Per capita GDP (US\$, 2010)	4,393	47,184	43,137	34,673
Per capita gasoline consumption (2008)	1.60	7.50	3.88	4.50
# of automobiles per thousand population (2008)	27	451	319	391
Per capita transport gasoline consumption (kg oil, 2008)	0.05	1.15	0.33	0.48
Urbanization Rate (% , 2009)	49.95/*	82.3	66.8	77.0

Note: (*) China's latest urban census data is for 2010.

Source: World Development Indicators, 2010.

Nevertheless, capitalizing on this advantage and leap-frogging certain technological stages into the most efficient and greenest options will require early strengthening of incentives. This is clearly shown in how rapidly China has overtaken the United States in the efficiency of its coal-fired power plants (Figure 4.1). In the past 10 years, due to large-scale installations of larger and more efficient supercritical and ultra-supercritical power plants, the overall efficiency of China's coal-fired plants has made a qualitative leap, and overtook the U.S. in 2005.

FIGURE 4.1 Efficiency and CO₂ emissions of coal-fired plants in China and United States



Source: Yuan Xu et al (2011).

Third, large domestic market to scale up green sectors. China has a vast domestic market that provides excellent conditions for the formation of industrial green sector supply chains, giving companies in China an advantage over competitors in other countries in seizing “first-mover advantages”. The rapid expansion of both wind power and solar photo-voltaics (Box 4.1), for instance, has shown that China is capable of achieving economies of scale with the support of its large and growing domestic market. Large market size will drive down production costs through learning by doing as well as by lowering unit costs. Scale combined with high investment levels and the ability to implement decisions quickly suggests that opportunities can be exploited ahead of competitors.

BOX 4.1 China's solar photo-voltaic (PV) industry

China is already the lowest-cost producer of solar panels in the world. This is due in no small part to the country's large domestic market, which has allowed the solar industry to rapidly specialize and establish an efficient division of labor. From equipment manufacturing to the production of accessories and auxiliary parts, the indigenization of the industry has been especially fast. As part of the supply chain for solar PV, by 2011 China already had 20–30 companies producing crystal silicon, more than 60 companies producing silicon panels, more than 60 companies making solar-powered batteries, and more than 330 companies producing components for solar technologies. There are 14 Chinese companies already listed on foreign stock exchanges, and 15 companies listed on domestic stock exchanges. The industry's annual production value has exceeded US\$45 billion, imports and exports have topped US\$22 billion, and it has employed around 300,000 people.

Source: Li J.F. et al 2011.

Fourth, abundant capital (including human capital) to invest in green sectors. China has traditionally enjoyed high rates of savings and investment (Table 4.2); it attracts more direct foreign investment than any other country; it has built up an impressive research and development infrastructure; and it will have more than 200 million college graduates within the next 20 years. Clearly, China possesses an abundant amount of capital for green development that can be put to work, often with government support, to develop sunrise industries. The country is able to quickly acquire, adapt, and master new technologies. Combined with the previous advantage of its large market, China's ability to attract foreign companies and investors seeking to commercialize their own technologies brings additional know-how and spill-over effects.

TABLE 4.2 Investment, savings, and consumption rates for various countries

Country	Saving Rate (%)		Investment Rate (%)		Consumption Rate (%)	
	1970	2008	1960	2008	1960	2008
Average of developed countries	27	20	26	22	75	79
Average of Russia and Eastern European countries	26	25	31	27	70	69
Average of South American countries	22	24	23	24	76	74
Average of Asian and African countries	23	34	19	29	61	47
China	27	54	36	44	61	47

Source: World Development Indicators 2010.

Fifth, natural endowment of resources for clean energy. China's natural endowments, such as wind, solar, biogas, and shale gas energy sources, favor new energy sources (Table 4.3). The country's theoretic solar energy reserves are equivalent to 1,700 billion tons of standard coal per year, and two-thirds of the country receives more than 2,200 hours of annual sunshine. Compared with other countries at the same latitude, China's solar energy resource is at par with that of the United States, and much larger than that of Europe or Japan. China's wind resources are also very high—almost two times its power generation capacity 2005 (NDRC 2007). In addition, China's current dependence on and large endowment of coal also provides an opportunity—in the form of strong demand for cleaner coal, and the continuing dynamism of investment in the coal sector—for lower emissions coal technologies (Shi, 2008).

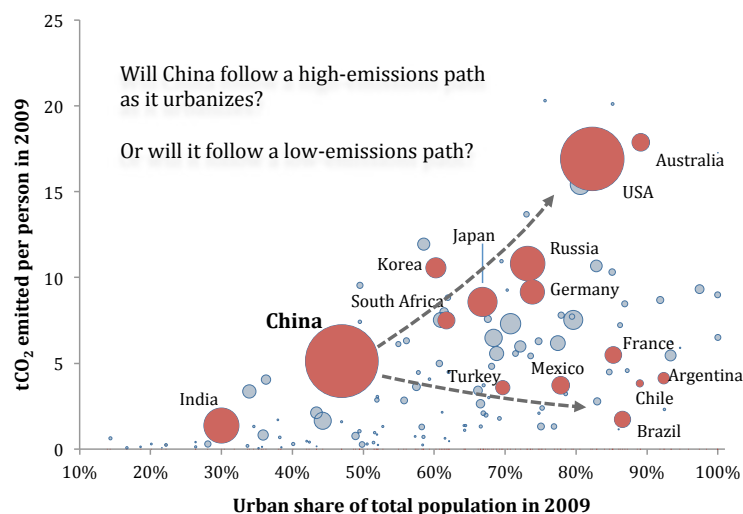
TABLE 4.3 Total exploitable renewable energy resources in China

Potential Capacity Based on Resources (TW)	
Wind power	173.4
Small-scale hydropower	133.3
Biomass	25.4
Solar PV	22.7
Total	354.7

Source: Gao H. & Fan J.C. (2010), 48. Note: Small-scale hydropower includes retrofits.

Sixth, potential to avoid the lock-in effects of higher levels of urbanization. Although China's current level of urbanization is low (47.5 percent) compared to high-income countries, this will change. During the 12th Five-Year Plan period (2011–2015), the country is expected to invest US\$ 300 billion in basic infrastructure. According to UN estimates, by 2030, about 65 percent of China's people will live in cities (UN Population Division 2009).

The policy and investment choices made today and over the next two decades will have long-lasting implications for efficiency, life-style, environmental impacts, and carbon emissions. For example, if cities lack adequate public transit facilities, commuters have no alternative but to resort to private vehicles. As vehicle density increases, so does congestion, which, in turn, sharply increases pollution, including emissions of CO₂. Similarly, commercial and residential building design will largely lock-in energy needs for the life of the building, even if future price and other policy incentives change dramatically. An electric generation plant has a lifetime of 30–40 years; its carbon footprint is fixed at the time it is built. *Only if China adopts green development policies sooner rather than later will it capture “lock-in” benefits of efficient buildings, cities, transport systems, and industries that use low-carbon, environmentally-friendly technologies and standards (Figures 4.2 and 4.3).*

FIGURE 4.2 What emissions growth path should China's cities take?

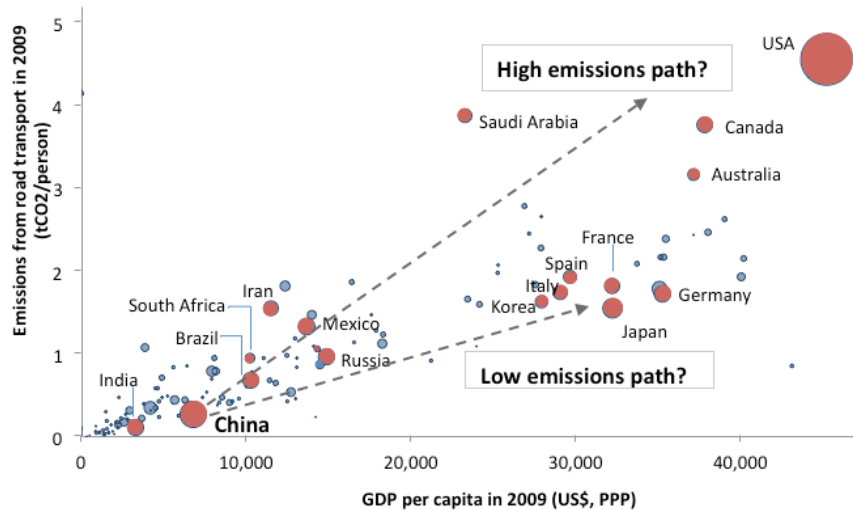
Source: World Bank, based on IEA 2011, UN Population Division 2009.

Note: Bubble size corresponds with total annual CO₂ emissions.

Conversely, high-carbon investments today will render it exceptionally difficult and expensive to achieve future emissions targets. If negative lock-in effects occur, China will have to either retire assets early, well before the end of their service lives, or purchase emissions reductions elsewhere in the market. The incremental cost of going low-carbon now, such as by designing lower energy intensive urban and transport structures, is much less than the future cost to retrofit high carbon cities to a lower carbon track. High-carbon power plants may not

even be amenable to retro-fitting. The prudent strategy is to introduce forward-looking low-carbon incentives now that lay the foundation for even stronger low carbon policies in the future. The sheer speed and scale of China's urbanization and infrastructure construction lends urgency to this issue, as does the rapid expansion of the private automobile fleet.

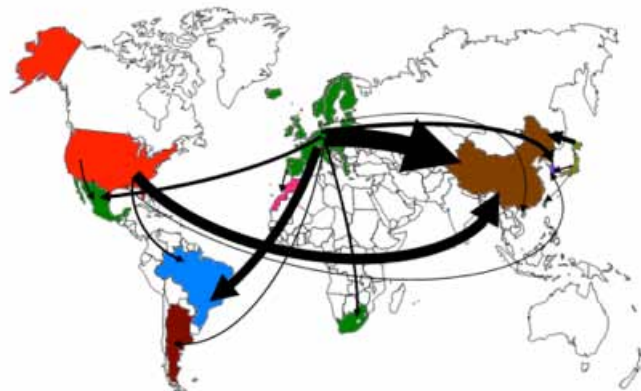
FIGURE 4.3 Which way will China's transport sector efficiency evolve?



Source: World Bank, based on IEA World Energy Statistics and Balances, World Bank World Development Indicators.
Note: Bubble size corresponds with total annual CO₂ emissions from road transport.

Seventh, a destination for global investments and R&D. All of the above advantages, coupled with China's manufacturing capabilities, make China an excellent location for investments in many global green technologies (Figure 4.4). Regardless of whether future technologies are invented in China, they will likely be commercialized in China. Global corporations find the competitiveness of China's economy attractive. The case of coal technologies is illustrative. Since over 70% of China's energy consumption is coal, there is a broad market space in China for technologies to clean up coal production and use. China can attract the world's best green technologies. This will not only promote China's own green transformation, but will also accelerate the development of technical options available elsewhere.

FIGURE 4.4 Direction of Wind Power Technology Transfers, 1988–2008



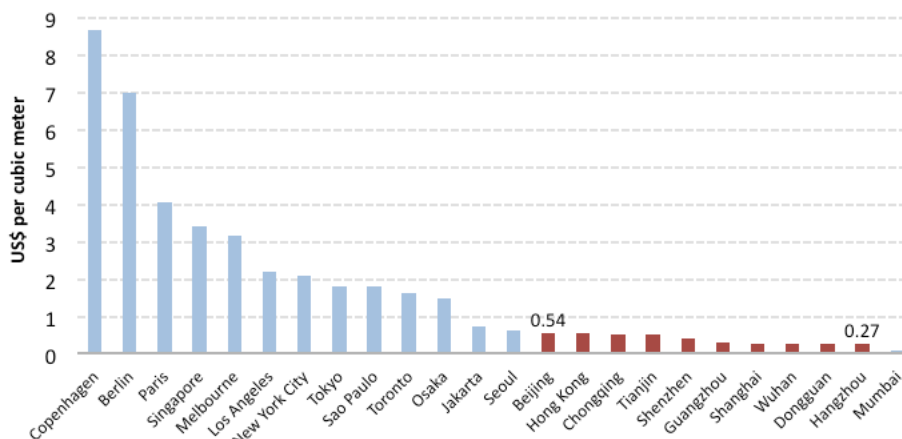
Note: this figure illustrates the transfer of technologies from Annex I countries under the UNFCCC to non-Annex I countries, as measured by duplicate patent filings for wind power technologies in non-Annex I countries.
Source: OECD 2010.

b. Factors impeding green development

In spite of the above advantages that favor seizing green growth opportunities, China also has to overcome a range of obstacles, as described here.

First, distorted prices of resource commodities. Due to market distortions and rigidities, the major factor markets of land, labor and capital have encouraged capital-, land-, energy-, and pollution-intensive development. As a consequence, damages to the environment and public health associated with the use of resource-intensive production technologies have not been included in production costs of companies; nor does the supply and demand of these resources on the market reflect their true scarcity. This is partly due to inefficient pricing mechanisms, such as for water and land, and partly due to institutional weaknesses, such as the strong presence of monopolistic SOEs. For example, water tariffs in China are extremely low by developed country standards in China (Figure 4.5). For China to focus investments and innovation in green industries and technologies, it must pursue deep-reaching policy and institutional reforms and establish markets in which prices reflect scarcity as well as social and environmental costs.

FIGURE 4.5 Household water and wastewater tariffs in China's 10 largest cities compared to other major cities, 2008



Source: Global Water Intelligence (2008).

According to research by Huang Yiping and others, under-valuing China's labor, capital, land, energy, and environment is tantamount to offering subsidies to resource-intensive industries (Huang Y.P. 2010; Huang & Tao 2010). For example, in 2009, subsidies embodied in artificially low energy prices were equal to about 0.7 percent of GDP. According to Li Hong (2011), based on 2007 data, eliminating fossil fuel subsidies reduce China's carbon emissions by 6.21 billion tons CO₂. Similarly, Zheng Xinye (2011) predicts that if electricity prices are not raised, then by 2020, China's urban residents will use 10 times the electricity they do today; and if water prices are not increased, then by 2020, the average urban household would use a multiple of current consumption. These research results suggest that raising electricity and water prices for urban residents may be an effective policy tool. In Beijing, for example, it is estimated that raising electricity prices by just RMB 0.02 per kWh will slow the average annual increase in household electricity consumption from 35.6 percent to 23.9 percent. It is also estimated that slightly raising the water tariff in Beijing from RMB 3.70 per cubic meter to RMB 4.00, would reduce the average annual increase in water use from 14.7 percent to 5 percent. The use of tiered pricing could prevent undue burden on low-income households.

The distortion of factor prices in China is a serious problem, but not one that is unique to China. It is a global problem (Box 4.2). If perverse subsidies for fossil fuels are eliminated, this

will dramatically improve the competitiveness of solar power, wind power, and other forms of clean energy. Going further and including the social costs of pollution and illness associated with the burning of fossil fuels would raise the price of fossil fuels even more.

BOX 4.2 International fossil fuel subsidies

The International Energy Agency (IEA) estimates that in 2008, fossil fuel subsidies reached US\$557 billion. According to the IEA's analysis, if subsidies can be gradually lowered by 2020, then global primary energy demand will decrease 5.8 percent and CO₂ emissions from energy will be reduced by 6.9 percent, compared to a situation in which subsidies are unchanged. At the 2009 summit of the G20 in Pittsburgh, the G20 leaders reached consensus on the need to gradually reduce subsidies while providing support to low-income groups. The G20 resolved, "inefficient fossil fuel subsidies encourage wasteful consumption, reducing our safety, obstructing investment in clean energies, and negatively influencing measures to mitigate the dangers of climate change".

Source: cited in Feng F. 2011.

Second, over-reliance on command-and-control measures for reducing carbon emissions. By relying too much on inflexible administrative measures, resources for reducing carbon emissions have not been optimally allocated and compliance has been uneven. This is exemplified by the current provincial allocation of targets to reduce the energy intensity of economic output. First, the targets are not allocated according to means or resources. During the 11th Five-Year Plan (2006–2010), energy intensity targets for individual provinces were pegged to the national target of 20 percent. Although this method seems to make sense, it has placed an overly heavy burden on the less-developed provinces. Because these provinces are currently experiencing a period of heavy industrialization, they faced an extra heavy burden in meeting their targets. Second, although targets for reducing energy or carbon intensity are the result of a negotiated political process, they are rigid (neither flexible nor tradable). This has increased the costs of compliance and made it more difficult for individual provinces to save energy and reduce emissions, leading to such phenomena as cutting off power (i.e., resorting to "energy poverty") in order to meet targets that are even lower than what could otherwise be achieved.

Third, weak incentives for environmental protection. Clear environmental regulations enforced by government are crucial for improving the quality of the environment. However, at present, China's environmental regulations remain relatively weak and there has been inconsistent enforcement.

The problems associated with a lack of incentives for environmental protection are evident in both pollution monitoring and compliance, and in natural resource management. Of course, there are some successes as well, often market-based. In agriculture, the lack of longer-term property rights in land and water has created a disincentive to farmers to invest in longer-term sustainability. Instead of increasing soil organic matter in their fields, for example, it is more economical to increase output in the short run by using more fertilizers and pesticides. The same is true for China's grasslands, many of which have been over-grazed or encroached upon by expanding settlements and are in decline.¹⁵ It was also true for China's forests, which, up until the late 1990s, experienced heavy cutting and were shrinking. This changed, though, largely due to the introduction of eco-compensation programs and reforms in forest ownership. Between 2000 and 2009, the central government invested RMB 365 billion (US\$55 billion) on afforestation programs, providing cash payments and other incentives for farmers to engage in

¹⁵ China's Ministry of Agriculture (2007) estimates that 90 percent of the country's grasslands are degraded, and that about one-third are seriously degraded.

such activities as restoring marginal lands in fragile watersheds, planting shelterbelts to protect against sandstorms, and protecting natural forests. Reforms introduced in 2009 that extended the contract period for household forest rights to 70 years and allowed households to mortgage their rights strengthened the incentive for rural people to invest in sustaining forests.

Similar to land, China's water resources management system lacks incentives to promote efficiency at the scale required. As mentioned above, the first obstacle to efficient water use is low tariffs. In addition, the lagging water rights system reform and the inefficient utilization of market mechanisms result in the low efficiency of water resource use. Some of the examples are: the profligacy of water for irrigation and the inefficient allocation of water between different crops and regions result in the lowest productivity of water for agriculture, which accounts for 65 percent of total water use but only 45 percent of which is actually used for crops. Only 40 percent of industrial water is recycled in China, while the ratio in developed countries is 75 to 85 percent.

China's existing fiscal policies have discouraged investment by local governments in environmental protection. Since many local governments lack fiscal resources, they have found it difficult to support long-term public investments in projects that promote environmental sustainability. Many have turned to an excessive reliance on rents from land in peri-urban areas that have been converted from farmland and leased for development. As localities have tried to attract outside investment and develop new industries to make up budgetary shortfalls, there has been a large influx into these areas of projects that have damaged the environment and depleted natural resources.

Finally, the lack of incentives for environmental protection is tied to the inadequacy of the predominantly command-and-control pollution control regulations, and to the small scale of market-based pilots undertaken to date. For example, China has already attempted to establish local SO₂ permit trading schemes, modeled after the system in the United States. These programs have largely failed, however, because of over-involvement by the government in trading that has weakened the role of the market, led to the unfair allocation of permits, introduced problems in the design of trading mechanisms, and interfered with monitoring of emissions.

Fourth, lack of a competitive market environment for green industries. There are really two levels to China's transition to green development: the first is "greening" its current economic base, and the second is a more fundamental shift towards emerging industries. In terms of the more fundamental shift, some Chinese green industries have experienced rapid growth in recent years, as exemplified by the rise of its clean energy industries. Yet, despite this, its emerging industries lack a fair and open competitive market environment in which to grow.

At present, there is still not a level playing field for investment in emerging industries. In the case of the wind turbine and solar PV industries, for example, private companies are mainly concentrated in equipment manufacturing, while state-owned enterprises (SOEs) continue to monopolize the electricity generation market (SERC 2011). State-owned enterprises also dominate the development of shale gas, which will continue to be non-competitive so long as the legal rights to shale gas resources are not clearly defined (Box 4.3).

The Chinese government expects that SOEs will continue to play a leading role in strategic emerging industries, which may lead to disappointment given that SOEs have historically been unable to take on the role of green innovators. Not only do they lack the same incentives to innovate, they have also been placed in an awkward position by the government which expects them to meet short-term GDP growth targets while also engaging in the innovation of high-risk, cutting-edge technologies. As SOE managers are usually unwilling to take on the risk of failure; they are much more willing to purchase new technologies than invest in R&D on their own.

There is also a problem of regulation. Presently, wind power development projects smaller than 50 megawatts must be approved by local governments; and projects larger than 50 megawatts must be approved by the National Development and Reform Commission (NDRC). Egged on by local governments, a "clean energy rush" is now underway that has quickly led to

over-capacity in the small undertakings. This campaign-style investment has long been a problem in China, and one that has been hard to correct.

BOX 4.3 A lack of competition has held up China's shale gas exploration

China possesses abundant shale gas reserves with an estimated 25–35 trillion cubic meters of recoverable resources, comparable to the 38 trillion cubic meters of conventional natural gas on hand.¹⁶ The country's richest shale gas reserves tend to overlap with areas in which state-owned oil companies have registered conventional oil and gas fields. Under current policies, these reserves can only be explored by existing state-owned oil companies. Yet, these companies are mainly interested in conventional oil and gas resources and have made very limited investments in exploring shale gas resources. Some resources are claimed by companies but not explored. In other cases, companies are interested in developing the resources but lack access rights. The result of this situation has been to hold up technological innovation in the sector.

Extracting shale gas involves surveying, drilling, fracking, micro-seismic monitoring, environmental monitoring, water treatment, and other advanced technologies. Exploiting shale gas resources requires sustained, successive investments over the span of many years. For that reason, it is particularly suited for exploration via coordinated investment by a diverse number of investors. For a single company to develop a site from start to finish often puts great strain on the investor and leads to low-levels of efficiency and a lack of technological innovation.

Source: Zhang Y.W. 2010.

Fifth, sector coordination failures. Coordination failures between government and the private sector, as well as between different levels of government, have stalled key green development projects. The complexity of coordinating different areas of public policy and investment is apparent with green industries, since they tend to span multiple sectors and often require some form of government support due their infancy and infrastructure focus. Typically, since each agencies working in one sector only consider what is in their own interest and within their own purview, different agencies may actually hold each other back. The same is true between the central government and local government. For example, in the area of clean energy, investment in a single project may involve the National Development and Reform Commission (NDRC), the National Energy Administration, the Ministry of Environmental Protection, and various other local agencies. Generating electricity and connecting to the grid will involve the State Electricity Regulatory Commission and the state-owned power companies. Pricing subsidies are equally complicated and cumbersome to navigate. In the case of SOEs, top management will be evaluated by a number of different agencies.

For these reasons, the development of clean energy has been held back. For wind power, according to the State Electricity Regulatory Commission (SERC), coordination problems exist in several areas. First, there is difficulty in connecting wind power to the grid. In drawing up plans to develop wind power, local governments tend to consider only the availability of resources in one particular area in deciding the scale and timing of grid construction. Less thought is given to the long-term development of the wind power market. Second, the development of power generation capacity and the electrical grid is not well coordinated. For example, China had proposed to construct seven large wind-power generating bases (with a capacity of 10 GW), but did not lay down plans for how that electricity would be transmitted and distributed. Third, the development of wind power is not well integrated with the development of

¹⁶ China has yet to make a systematic exploration and assessment of its shale gas resources, and there are large discrepancies between various estimates. PetroChina, for example, has calculated that there are 21–45 trillion cubic meters of recoverable resources, while the US Energy Information Administration puts this number at around 36 trillion cubic meters (Zhang Yongwei 2011).

other types of power. The potential benefits of inter-provincial trading and power-switching are very high, although coordination has proven difficult.

Sixth, weak monitoring and enforcement of standards, especially at the local level. Government monitoring and enforcement of standards remains weak. For example, China issued green building design standards, but these are not strictly enforced, even though buildings account for about 30 percent of the country's energy demand. There are lax standards for air conditioners and large-scale chillers. In the case of wind farms, standards are lax or lacking for low-voltage ride-through, and for operating frequency (inactive vs. active power). Since market externalities exist by definition in weak or distorted markets, the public market regulatory role based on standards is essential. Weak institutions will hinder progress into green growth unless adequate institutional strengthening is undertaken. There is no substitute for strong monitoring and enforcement, even when market-based instruments are used to reduce market externalities.

In summary, these above six barriers will have to be overcome through appropriate policy and institutional reforms that together provide clear incentives for changes in technologies, investments, and behaviors. That there is a long list of barriers should not be surprising; if it were otherwise, green development would already have been a reality in China. In the absence of reforms, financing for green investments will not be forthcoming, as the cost may continue to be seen as too high and the investment too risky.

c. Addressing concerns on green development

While ample opportunities exist to increase the environment and natural resource efficiency of the Chinese economy, there will be trade-offs, winners and losers. Policymakers need to recognize that relative price changes arising from changes in taxes, subsidies, regulations, and standards generate losers as well as winners. This section notes various types of impacts across the economy, industries, regions and socio-economic groups. Section 5 will provide more details on the numerous policy options that government has available to dampen negative impacts on different groups.

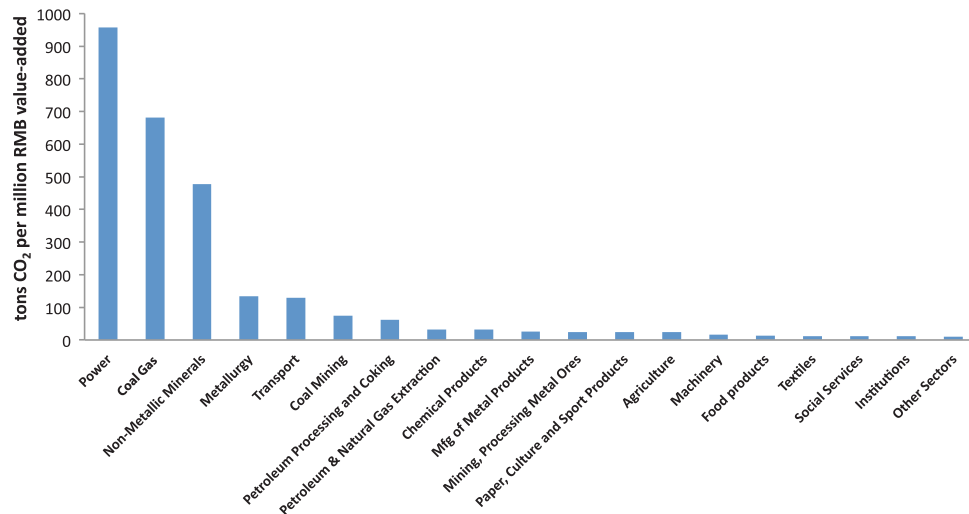
First, economy-wide trade-offs. Concerns are often raised that the economic, social and even political cost of green development is unacceptably high. A proper response to that concern is that while pursuing green development will require greater public investment in certain areas, such as environmental protection and basic infrastructure, the core of green development is really to introduce market-based incentives that raise the efficiency and sustainability of China's economy while also improving social well-being. By no means does China need to undergo "shock therapy" in order to transition to green development.

It is unlikely that green development will divert public expenditures from important public services. As China introduces new market incentives such as auctioning permits for carbon trading, strengthens a property tax, and/or raises prices of under-valued resources, green development may actually increase tax revenues and bolster the capacity of the government to provide funding for social services. Moreover, improving the quality of the environment will significantly reduce the need for spending on healthcare related to the burden of environment-related diseases.

In terms of political costs, it is important to remember that the political economy of policy reform is complex and difficult in all countries, including China. Every subsidy creates its own lobby, whether the subsidy takes the form of preferential access to land and credit, or access to cheap energy and resources. State-owned enterprises have political power and lobbying capacity, and energy-intensive export industries will also lobby for subsidies to maintain their competitiveness. Government will need to balance the wider social benefits of reforms with the losses of those adversely affected. Safety net policies for those likely to be negatively affected may include income support, and access to alternative employment, retraining opportunities, and relocation assistance. Such policies will go a long way in mobilizing the political and workplace-based support for the changes that are needed (ILO 2011).

Second, impacts on different industries. High emission industries include power generation, coal gas, metallurgy, non-metallic mineral products, shipping, coal mining, oil refining. Three industrial sub-sectors are the most energy intensive ones, and will be most directly affected by stringent carbon emissions policies (Figure 4.6). More generally, raising the costs of energy, water, natural resources, and/or of pollution, will more directly impact those industries that incur relatively more of those costs. Some firms may even be eliminated, while others will survive and upgrade their production processes, supply chains, and management techniques by investing in greater efficiency.

FIGURE 4.6 Direct CO₂ emission intensities of different Chinese industries (2007)



Source: DRC, based on the 2007 input-output table in NBS 2008a.

Third, impacts on different regions. As less-affluent provinces tend to invest more in heavy manufacturing and other lower value-added industries, they may be relatively more affected by green development policies. A number of China's poorer interior provinces are undergoing a period of heavy industrialization. If policies are administratively allocated and relatively rigid, as has been the case in China in recent years, this will place a heavy burden on these provinces. Conversely, relaxing price controls on energy so that the environmental costs of extracting fossil fuels may be passed onto the more affluent regions that consume more of these fuels, and introducing flexible trading mechanisms for emissions and energy intensity targets, may soften the negative impacts on the interior provinces.

As discussed in Section 3, the less-developed regions of China will benefit in the long-term by avoiding the costs of being locked into a high-carbon pathway. Once green development policies are put in place, they will also be able to better capitalize on previously undervalued resources, such as water, forests, grasslands, and renewable energy. Since these regions should no longer follow the precedent set by the more-affluent provinces in growing first and cleaning up later, they will find new opportunities provided by green development.

Fourth, impacts on different social-economic groups. Since energy use is so pervasive in production and in the household, reforms in energy and carbon pricing will have impacts on a broad range of consumer prices, and the net effect may be regressive for some households. In general, energy price increases will generally be progressive rather than regressive, since high income households use proportionately more energy than poorer ones (Cao J., 2011). (However, some argue that poorer households are more emissions intensive because of their heavy dependence on coal (Golley et al, 2008).) In response, fiscal transfers to households, financed

by revenues from eco-taxes, resource fees, or emissions reductions auctions, could be transferred to consumers to offset price increases without affecting incentives to use energy more efficiently. Even more importantly, carbon revenues might be best considered in a revenue-neutral fashion, in which the selection of revenue sources to be replaced would also have a distributional element. The specific distributional impact of a carbon emissions trading scheme (ETS) can also be adjusted by freely allocating permits in the initial stage (Zhang & Wu, 2011).

Other aspects of green growth reforms, such as strengthening of rural property rights and reduced air and water pollution levels, are typically progressive because the poor have traditionally suffered the most. Investments in improved ecosystem health, biodiversity, and watershed management will be sustainable with local people's engagement and employment through ecological protection, restoration and related payments for ecological services.

Chapter Five The Road Towards Green Development

Whether China can capture strategic green opportunities over the next two decades will depend on whether it can create implement reforms sufficient to remove the obstacles in its way. Wide-ranging policies are needed to provide the necessary long-term incentives to the private sector and to strengthen the public sector's regulation of lingering environmental problems. Policies for green development should focus on six main goals.

Key policy packages to achieve green development:

1. Provide strong market stimuli for transitioning to green development
2. Foster green sources of growth
3. Improve environmental quality
4. Minimize the negative impacts of green development
5. Manage risks associated with climate change impacts
6. Strengthen local institutions

Goal 1: Provide strong market stimuli for transitioning to green development

The basic driver of green development is market stimuli. The most pressing market reforms will kick-start the transformation of traditional sectors, start reducing environmental externalities, and mainstream long-term sustainability goals. The highest priority interventions are described here.

First, reforming pricing mechanisms for coal, electricity, gas and water and other resource commodities to provide the basic market conditions for green development. This is the most urgent reform so that prices reflect not only the market scarcity, but also as much as possible the external hazards on environment and health in the process of mining, producing and utilizing these resource commodities. At the same time, this reform requires removing and eliminating direct and indirect subsidies for the traditional energy and resource commodities, and charging the state-owned enterprises full market price for their resource inputs (such as minerals, oil, natural gas, shale gas, and coalbed methane).

Second, continue to impose CO₂ emission reduction targets, and accelerate the establishment of market-based mechanisms to reduce emissions. The Chinese government has announced ambitious plans to reduce emissions of carbon dioxide and environmental protection, and the emission reduction and environmental protection objectives set for the local government are binding. For example, in 2020 the carbon dioxide emissions per unit of GDP is targeted to be 40%–45% lower than in 2005. However, these policy objectives over-rely on administrative measures, and emission reduction and environmental resources are not optimized. The measures do not promote technological innovation to the extent possible. According to DRC (2011), the following short-term steps should be considered. First, convert the current target for reducing the carbon intensity per unit of GDP into a total emissions reduction target, so as to create the conditions for introducing more flexible market mechanisms. Second, the emissions cap could then be distributed in accordance with advanced industrial emission standards, regional GDP per capita and other criteria, and a carbon budget account shall be established for each area. The carbon budgets set by the different provinces can be balanced to ensure the achievement of nationwide targets. Third, establish flexible and diverse mechanisms to achieve emission reduction targets, including emissions trading, a carbon tax on fuels, emission technology standards, regional cooperation mechanisms for emission reduction, administrative control measures. Among them, emissions trading might initially cover about 1000

high emitters, or about 1/3 of the country's total emissions.¹⁷ The emissions of most other enterprises could be addressed via other emission reduction policy instruments. Fourth, establish new assessment methods for emission reductions, by province. Provinces should be able to reduce their actual carbon emissions, or achieve their reduction targets via cross-regional or national trading.

The above approach puts a price on carbon using diversified instruments including a cap and trade market mechanism. Analysis shows that it will be possible for China to significantly limit its emissions without reducing social welfare (see Annex for details). Any carbon revenue collections could be done in a revenue-neutral way. For example, recycling the revenue from emissions auctions by offsetting labor taxes normally paid by employers is one way of achieving job creation goals via green growth. In this way, governments tax “bads” such as CO₂ emissions rather than “goods” such as labor. Such a strategy has proven successful in Germany, where revenues from a tax on fossil fuels and electricity was channeled to workers' pension funds, thereby lowering the overall cost of labor and contributing to an increase net employment (cited in ILO 2011).

Third, strengthening other environment-related markets, and introducing market-based environmental incentives. Property rights for water, land and forests should be strengthened, and market mechanisms for water, ecosystems and land should be increasingly introduced. These resource issues are complex, politically as well as socially, but urgent. Poorer regions, for example, might bring new areas of land under cultivation and sell these quotas of farmland to the more developed regions to increase the efficiency of land use. For water scarce regions, conservation and quality improvements can be market-driven. For degraded ecosystems, expanded payments for ecological services (PES) in poor and ecologically important rural areas (for example, upriver watersheds or downriver flood plains) are needed. PES programs have the potential to provide supplementary source of financing for local governments and create alternative job opportunities. For all of the above measure, reforms in property rights and land markets are fundamental to improving farmer and business incentives to protect the local environment.

Goal 2: Foster green sources of growth

Going beyond the provision of market stimuli for transitioning to green development is the need to more actively promote emerging green technologies and services. The national goal as articulated in the current Five-Year Plan is to turn China's green industries into a world-class example of innovation and competition. Further steps to be taken involve both focusing the role of the state, and opening up competition in the private sector. Priority actions include:

Removing barriers to private capital and stimulating private investment. There is great potential in urban infrastructure and services (such as water treatment, waste disposal, contaminated site clean-up), but various barriers exist for private capital entry, including information barriers. Once financial access restrictions are released, and new sources of capital are created, such as through international climate policies, investment would grow.

Reforming state enterprises to eliminate monopolies that limit new entrants to better promote innovation without excess state market presence (see the Innovation paper of this China 2030 study).

Increasing governmental investment in critical infrastructure for green development. Two examples are in charging stations required by the emerging electric car market and improved electrical grids designed to absorb large amounts of fluctuating power generated by solar PV and wind generators. Related to expanding government investment are addressing institutional and governance issues (see goal 6, below).

¹⁷These industries include power generation, iron & steel, non-ferrous metals, chemicals, petroleum, and building materials.

Offering targeted support for R&D, especially in strategic industries, either through competitive grants to private research or through public R&D in sectors where public goods dominate. Complementary policies to “grow bigger fish by adding more water” may also be applied, such as through limited tax relief, enterprise bonds, and preferential financing to infant green industries. It should be ensured that subsidies are phased out as each sector matures and the need for public support diminishes. To complement support for green sectors, the government should also draw up a schedule to cancel export tax rebates and perhaps set export quotas for the most polluting and most resource-intensive products.

Encouraging green consumer habits and increasing demand on green products. For example, governments can engage in public advocacy of green consumption; establishment of labels and standards for green products and services so that they are easily recognizable by consumers; and efforts to mobilize NGOs, media and other organizations to promote green consumption (Box 5.1).

BOX 5.1 Energy efficiency and consumer behavior

Prices are typically very poor for signaling the carbon content of consumer products, even if a country has adopted carbon pricing, since it is likely a very small share of a product's price. As a result, guiding consumers to choose low-carbon goods and services through other means than pricing will be a key factor in determining the country's future emissions profile.

In the US, households use one-third of total energy and it is estimated that existing energy efficiency measures could save 30% of household energy use, reducing overall energy use by 10% (World Bank 2010). While these measures would be money-saving as well as energy-saving, many profitable energy efficiency measures are never undertaken. Compact fluorescent lighting (CFL) provides one example: while the up-front cost of CFL bulbs is higher than for incandescent bulbs, the life-cycle cost is lower. In practice, the uptake of CFL bulbs by consumers continues to be low in many countries.

While this low uptake may be due to credit constraints, behavioral economics also offers a range of explanations for this household behavior, falling under the general heading of ‘cognitive biases’ (Diamond and Vartiainen 2008):

- Status quo bias—the tendency to ‘continue doing what you are doing’ instead of taking more profitable actions
- Anchoring—giving undue weight to one piece of information over other available information
- Heuristic decision-making—for example) using ‘rules of thumb’ to evaluate investments instead of accurate accounting of expected costs and benefits

Given these and similar divergences from what economists would consider rational behavior, traditional economic incentives such as taxes and subsidies may have weak impacts on consumer behavior. A broader policy mix for energy efficiency could therefore include information programs (which can help to reduce anchoring effects and status quo bias) and quotas and technical standards (which can overcome the limitations of heuristic decision-making). Similarly, promoting social norms in favor of saving energy and avoiding waste can help to change consumer behavior at relatively low cost.

Source: World Development Report, World Bank 2010.

Goal 3: Improve regulation of environmental quality and the management of natural resources

Although market incentives are fundamental to achieving green development, there are important areas where regulations and other government actions are an important complement. The

first is to strengthen regulation generally, i.e., improving the monitoring and enforcement of existing regulations. In addition, there are other priority steps to be taken that will enhance the basic market incentives established above.

Strengthen standards. Standards are a key regulatory area where improvements will shape behavior and create market incentives for green technologies. A key example is the automobile industry where standards can be set for fuel consumption. Another is the appliance and lighting industry where new standards for energy efficiency can have a direct and widespread impact. A third is the potential for national standards related to climate-robust green buildings, urban design, and transportation to prevent cities from “locking in” their carbon footprints, especially given the scale of urban construction. Compliance with standards can be increased through tougher inspections and buttressed by market-based incentives (such as insurance policies that require flood proofing or compliance with energy efficiency standards). And a fourth is to establish labels and standards for green products, services, and technologies so they are easily recognizable and understood by consumers.

Government procurement. Government can signal its seriousness about environmental goals by changing the way it conducts its own business. The most important and pervasive approach would be to introduce green standards for the roughly RMB 1 trillion (US\$150 billion) in government procurement each year, which can open up a huge market for green products and usher in a robust period of private sector growth.

Information disclosure. Health damages from air pollution in China’s cities have increased as the urban population is growing faster than air quality is improving. Investing in the monitoring of the most damaging pollutant, PM_{2.5}, and then regulating it, is the first step to curbing this trend. Public disclosure of air quality data is critical for both awareness and effective action. In rural areas, an expanded network of water quality monitoring stations is needed to identify and reduce non-point sources of pollution from agriculture, the next major challenge to improving China’s water quality.

Waste minimization and recycling in cities. Recycling guidelines and targets can reduce the need for new urban landfills or incinerators. By some estimates, China may need an additional 1,400 municipal landfills over the next 20 years, creating sitting challenges and competition for scarce land resources. It can significantly reduce waste generation and landfill through waste separation and recycling. Germany and the Netherlands, for example, send only 1 percent of their waste to landfills and recycle 60 percent. Reducing waste will be especially critical as the size and population of Chinese cities continue to grow and as land becomes scarcer.

Immediate measures to protect natural resources and biodiversity. The natural resource-oriented market mechanisms mentioned above will take time to implement, and many of China’s ecosystem problems are urgent and irreversible. Therefore, complementary measures are required to invest in ecosystem management programs, protected areas, and watershed conservation. (In some cases, maintaining healthy ecosystems, such as wetlands and coastal mangroves, can be the most cost-effective way to manage weather-related risks, such as storm surges and flooding.) In parallel, investments in water use efficiency and water quality monitoring stations would complement market-based initiatives concerning water rights, just as investments in agricultural R&D and extension services would complement reforms concerning agricultural land property rights.

Goal 4: Minimizing the negative impacts on vulnerable groups

Overall, green development will bring enormous benefits for China; however, as with previous reforms, such as those leading up to China’s accession to the World Trade Organization, some sectors, regions, and groups will inevitably bear higher costs than others. The introduction of reforms, whether fiscal and financial incentives or non-market policy instruments (such as new standards and regulations) will inevitably alter relative prices and change the profitability of

different sectors. Pollution-intensive sectors will see profitability reduced while green sectors will see profitability enhanced. Resources will need to shift over time from one to the other, and this may pose adjustment challenges. Similarly, jobs in pollution-intensive industries will decline, while those in clean industries will increase. Through a mix of properly designed policies, the adverse impacts of green development may be minimized.

First, for regions most impacted by policies to reduce emissions, compensation for carbon pricing (whether through taxation or tradable permits) could be made through fiscal transfers. If done in a fiscally neutral manner, other taxes that may be more regressive could be replaced by carbon revenues. In addition, where price increases in water, electricity, oil, gas and other markets specifically affect low-income groups, progressive “social” tariffs could be introduced.

Second, if carbon trading is introduced, the initial allocation of permits, both by sector and across regions, can be done in an equitable manner with the specific cost of the low carbon transition in mind. Less developed areas may have relatively fewer opportunities for emissions reductions, and may therefore receive more favorable emissions allocations so as to not negatively impact their economies. High-emission enterprises that may be most affected (especially industries still subject to price controls or that cannot pass on the cost of carbon emissions to consumers) could receive free allocations at the beginning, moving to a partial and then full auction over time.

Third, for displaced workers, job retraining as well as labor market policies that permit workers to move jobs and locations at relatively low cost will be needed. Managing this transition, and ensuring that the pace of change is well within the capacity of the economy absorb, will require careful policy planning and pro-active implementation of social safeguards.

Goal 5: Reduce risks associated with climate impacts

In parallel to reducing the social and economic costs of green development, China’s future strategy should also reduce environmental risks associated with the impacts of climate change. China’s climate will not only become warmer, it will become more variable, with both greater extremes and increasing frequency of extreme weather events. Policies to better understand and manage risk—and recover from damages—are pro-growth by nature, since they reduce uncertainty and diversity risk. New planning tools can help ensure that long-lived infrastructure assets can withstand future climate change impacts, and new financial tools, such as insurance for disaster recovery, can help transfer disperse weather-related risks. The recommended steps include:

Improve information on weather-related risks. Already, China has invested considerably in its network of weather monitoring stations, and it has set up emergency alert systems in coastal areas. The country can continue to improve its understanding of past, present, and future impacts of climate change by increasing the quantity, quality, and accessibility of weather data. It should also continue to invest more in public institutions to research, analyze, and disseminate this information.

Update and develop new climate-robust technical standards for valuable infrastructure and physical assets. For example, China should ensure that transmission lines and distribution systems for power grids in coastal areas are designed so that these assets can resist to increases in sustained peak wind speeds. Storm water drainage systems in cities should be designed to handle changes in peak daily and weekly rainfall at least 30 to 40 years ahead. And ports should be assessed for exposure to at least 50–100 cm of sea level rise.

Strengthen the enforcement of technical standards and building codes. Not only do building codes and other standards need to be climate-robust, they should also be uniformly enforced. Compliance with standards can be increased through tougher inspections and the introduction of more market-based incentives (e.g. insurance policies that require flood proofing or compliance with energy efficiency standards).

Enhance disaster response systems. Emergency preparedness plans and coordinated procedures for government agencies to respond to disasters are critical, especially if the intensity and destructiveness of extreme weather events increases.

Offer insurance and other financial instruments to transfer risk and assist with recovery. This includes such instruments such as disaster and calamity funds, contingent lines of credits, insurance, micro-insurance, re-insurance, and risk pooling. Insurance schemes can be designed in a way that they encourage beneficiaries to avoid occupation of high-risk areas, comply with building standards, and implement flood- and storm-proofing.

Invest in agricultural R&D and extension services to help make the agricultural sector more resilient to the impacts of climate change. Well-funded research institutions can help develop new seeds and management techniques that require fewer agrochemical inputs and are better suited changing climate patterns. More effective extension services can help to diffuse these technologies and practices. In this effort, cooperation between the public and private sector will be critical.

Mainstream risk management into development planning. China has issued laws for protecting cities against floods, the outbreak of disease, and other hazards; however, the current approach to risk management is highly fragmented, especially at the local level. Planning for weather-related risks should be better integrated into infrastructure and land use plans. Risk management audits should be incorporated into performance evaluations for local officials.

Goal 6: Strengthen local institutions

Smart urban planning, water supply management, pollution control, and disaster risk reduction planning all require coordinated action at the lowest levels of government. To achieve this, measures are needed to strengthen local-level governance and institutions, and to provide clear incentives in the direction of green growth. New, sustainable sources of fiscal revenue and standards for evaluating the performance of local government agents are needed to provide the right incentives for provinces, cities, counties, and townships to pursue green growth strategies.

First, encourage different regions to explore different models. In the past, some of China's most successful reforms, such as the household responsibility system, originated as local experiments that were later scaled up. The same could be said for green development. As the green development is still in its infancy, some places will play a pioneering role. For example, in Baoding and Rizhao, bold efforts are underway to deploy clean technologies, improve energy efficiency, and reduce GHG emissions. The success of a few regions, will play a very good demonstration effect, and were soon imitated elsewhere. Yet, local institutional innovation is often suppressed because local officials are still under immense pressure to grow their economies and protect jobs, and there is often a lack of incentive for officials from different localities or bureaucracies to cooperate in solving trans-jurisdictional environmental problems. The current competition between municipalities across China is healthy, and can benefit from following some basic principles for low carbon urban development (Box 5.2).

BOX 5.2 Low-carbon urban development in China

Cities account for about 70% of energy related carbon emissions worldwide. This is expected to increase to 76% by 2030, with most of the increase coming from rapidly urbanizing countries such as China and India. Chinese cities already have relatively high levels of per capita GHG emissions. With hundreds of millions of people expected to migrate to the cities in China over the next 20 years, implementing policies to reign in carbon emissions in urban areas will be a central feature of China's emissions reduction strategy. Taking into consideration the characteristics of Chinese cities, the following elements are essential building blocks for successful low-carbon urban development:

- *Increasing energy efficiency and clean energy sources:* Cities should make a consistent and dedicated effort to reduce carbon emissions by sustaining demand-side energy efficiency measures—particularly in industry, power, heating and buildings. In addition, clean sources of energy supply can be developed within cities, with rooftop solar PV and solar water heating installations.
- *Reducing transport sector emissions:* to minimize emissions from the transportation sector, reduced motorization will be required. Decisive action should be taken to both adopt new technologies and provide high-quality public and non-motorized transport.
- *Managing cities' physical growth:* Cities need to intervene in the shape and direction of their physical growth. Cities with higher densities emit less GHG. Cities not only need to grow denser but also *smarter*, fostering compact communities, multiple use buildings, and public transport networks.
- *Support of low-carbon lifestyles:* With rising income and higher individual purchasing power and consumption demands, a low-carbon lifestyle will be a key determinant factor of future energy demand in Chinese cities. Some tools have been developed internationally to engage citizens in understanding their household carbon footprint and taking action to reduce it. Similar partnerships at the city and neighborhood level in China could contribute to less carbon intensive households.
- *Replacing energy-intensive manufacturing with low-energy intensive economic activities:* changes in the urban economic base, such as through expanded services, will reduce emissions. However, such strategies need to be considered carefully. For today's industrial centers, simply relocating higher emission industries outside a city boundary to reduce the carbon footprint of that city would make little (if any) difference on the national scale. But rapidly growing small and medium-cities may have the opportunity to leap-frog and bypass the polluting, high-carbon growth paths taken by the earlier generation of Chinese cities.

Source: Based on Low Carbon Cities in China, the World Bank, December 2011.

Second, improve coordination vertically, between the central state and provinces, and horizontally, between different agencies and across jurisdictional boundaries. Urban, transport, and environmental problems are not confined to the jurisdictional boundaries of local governments. The design aspects, costs and benefits of land use planning, transport networks, and water resources management are not confined to one jurisdiction. Also, competition between local governments to attract business investment and create jobs can discourage coordinated planning on issues such as protecting against floods or preventing urban sprawl. Incentives are needed to encourage smart urban planning and risk management by local and regional governments. Trans-jurisdictional bodies, such as river basin commissions and regional planning boards, should be given more authority. Membership should be expanded to include representatives from multiple line agencies, local governments, and major users of natural resources.

Third, provide greater environmental protection incentives for local governments. Adjusting the tax structure by establishing stable local revenue sources (such as a property tax, not land sales) is fundamental to more efficient land use. A property tax would also encourage localities to improve the quality of the environment so as to raise property values and thereby

increase local tax revenues. The introduction of explicit performance indicators for local governments that support green growth is also key. Higher-level governments could reform the performance and promotion system to reward lower-level officials with new and specific emphasis on measuring the quality of growth and the sustainability in the use of natural assets. Indicators of “greenness” and quality of growth should carry the same weight as GDP in performance reviews. To make these indicators work, local targets for ecosystem health will be needed, and jurisdictional authority of various agencies responsible for meeting these targets need to be clearly defined by law in anticipation of possible bureaucratic gridlock.

Annex: Sequencing Actions and Confirming Results

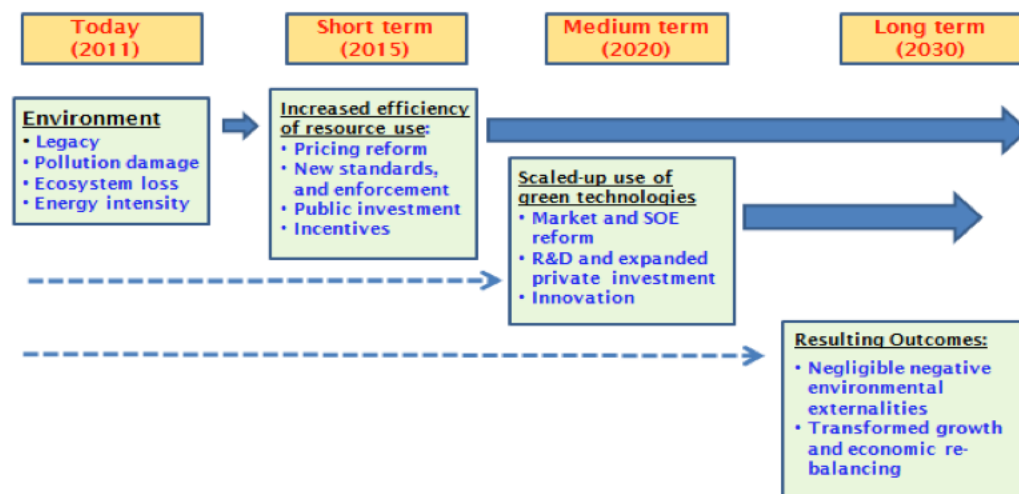
The policy areas described in this paper will have a profound effect on the pattern of China's development. The demands on government to correct years of market failures and price distortions are enormous. This annex makes some cross-sectoral observations about how to sequence these recommendations, measure results, and confirm that the long-term targets for green development are being achieved. It was prepared by and represents the views of the World Bank team.

a. Sequencing of green development actions

The concrete actions needed to achieve greener growth in China fall under the broad headings: (i) creating market incentives which alter current behavior and foster technological innovation, (ii) using regulation, backed by enforcement, to complement these market incentives, (iii) financing public investments in domains where public goods, such as better weather monitoring, will not be provided by the private sector, and (iv) reforming and strengthening the local institutions which play a key role in resource allocation and managing environmental quality. While steps in all four of these areas can be taken now, the gains from green growth will follow a natural sequence (Figure A.1):

- Short-term gains will be due to improved economy-wide efficiencies, to be achieved through efficient pricing (land, water, carbon, and pollution), regulatory reform, and public investment in critical green infrastructure. Early steps should also be taken to tighten standards in areas that will pave the way for technical developments and behavioral change, such as more efficient buildings, transport vehicles, and household appliances.
- Medium term gains will accrue from innovation and changing behaviors, which will come in response to government reforms to SOEs; targeted R&D in support of new technologies, goods, and services; infrastructure and information support to green domestic and export markets; and scaled up public education for all ages to help induce consumer and household behavior changes. The growth impacts of new technologies—in output, employment and exports—should be measurable and significant by 2020.
- By 2030, important targets in lower emissions growth, clean energy, air pollution, waste management, and efficient land markets can be met. In addition, risks associated with resource scarcity, climate change, and irreversible biodiversity losses can be managed. However, sustained government intervention will be required in all of these areas, at both the national and local levels, for the simple reason that most environmental gains require government intervention to help internalize environmental externalities, and government monitoring of compliance with standards.

Finally, while the twenty-year time frame up to 2030 is sufficient time for some early and important successes—such as in renewable energy, air pollution, and waste management—other challenges will certainly remain, such as ecosystem conservation, water pollution, carbon emissions reduction, and adapting to climate change.

FIGURE A.1 Indicative sequencing of green development reforms

b. Measuring progress towards green development

Part of defining, pursuing, and achieving green growth is measuring progress. This point has been recognized both in OECD work on green growth (OECD 2011b) and the World Bank's new program to develop a green growth "knowledge platform" to guide its activities in developing countries. For example, the OECD has identified four clusters of appropriate indicators for monitoring progress towards green growth:¹⁸

- **Environmental and resource productivity**, to capture the need for efficient use of natural capital and to capture aspects of production which are rarely quantified in economic models and accounting frameworks.
- **Economic and environmental assets**, to reflect the fact that a declining asset base presents risks to growth and because sustained growth requires the asset base to be maintained.
- **Environmental quality of life**, capturing the direct impacts of the environment on people's lives, through e.g. access to water or the damaging effects of air pollution.
- **Economic opportunities and policy responses**, which can be used to help discern the effectiveness of policy in delivering green growth and where the effects are most marked.

Not all of the desired OECD indicators are measurable today, and many countries and agencies are working to establish an optimal set of green development indicators. Although this topic remains a work in progress, the two most important areas for defining indicators are the *quantity* of growth and the *quality* of growth.

For the *quantity* of growth, in addition to measuring economic output (GDP or GNI), it is also important to measure changes in people's wellbeing.¹⁹ Two indicators used by the World Bank are the *Adjusted Net National Income (aNNI)*: a truer measure of income than GDP or GNI, and the *Adjusted Net Savings (ANS)*.²⁰

¹⁸ *Towards Green Growth—Monitoring Progress*, OECD, May 2011.

¹⁹ The UN's work on a system of environmental and economic accounts (SEEA), building on the SNA, is one such initiative to measure the change in social welfare as a measure of progress toward green growth. The World Bank's work on comprehensive wealth accounting (World Bank 2006 and 2011) is a complementary initiative.

²⁰ *aNNI* accounts for both the depreciation of produced capital and the depletion of natural resources such as forests, minerals, and fossil fuels. The growth rate of real *aNNI* is proportional to the change in social

For the *quality* of growth, indicators are needed at the sector or even sub-sector level. At this level, one challenge is to keep the list of indicators to a manageable size. A highly selective but informative set of indicators for the quality of growth includes:

- *Energy productivity*: increasing GDP per unit of energy used is greener because it is a sign of increasing energy efficiency
- *Share of fossil fuels*: decreasing the shares of fossil fuel in total energy used increases greenness, as does increasing the share of alternative and nuclear energy
- *CO₂ emissions intensities of total energy and of GDP*
- *CO₂ emissions per capita*

One of the important functions provided by green growth indicator systems is the ability to benchmark performance against international good practice examples. These benchmarked indicators are shown in **Table A.1** and **Figure A.2**, with these results:

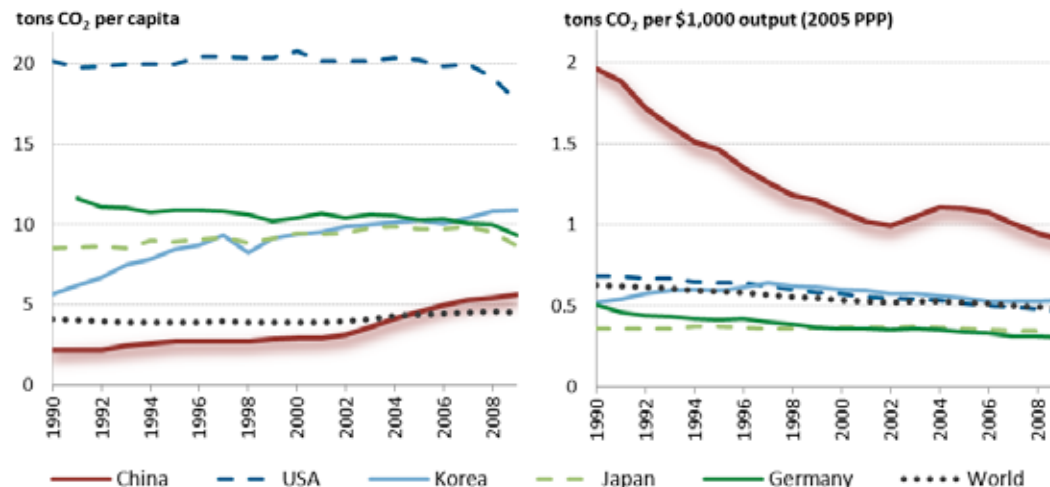
- In terms of **quantity** of growth, the adjusted income and saving indicators show China's outstanding growth achievements. Over the period 2000–2009, the average growth rate of real aNNI per capita in China was roughly 10 times that in the OECD; and net wealth creation in 2009 as a share of GNI was 7 times higher in China than in the OECD.
- The **quality** of growth indicators shows, however, where progress is needed. China's energy productivity is half that of OECD countries; its fossil fuel share of energy is 10% higher than OECD countries; its share of renewable and nuclear energy production is only one quarter that of OECD countries, and its CO₂ intensity of GDP is over twice that of OECD countries. (On a per capita basis, however, OECD countries emit 80% more CO₂ per capita as China.)

TABLE A.1 Comparison of specific indicators, China vs High Income OECD

Indicator	China	OECD	Year	Measure
aNNI % growth rate	5.5	0.6	2009	Growth of real per capita PPP \$, 2000-2009
ANS % of GNI	37.7	5.5	2009	Share of GNI
Energy productivity	3.77	6.73	2009	Constant 2005 PPP \$ GDP per kg oil equiv.
Share of fossil fuels	92.6	82.9	2009	% of total primary energy use
Alternative and nuclear energy production	3.53	13.88	2008	% of total energy use
CO ₂ intensity of energy	3.44	2.54	2009	t CO ₂ per t oil equivalent
CO ₂ intensity of GDP	0.91	0.38	2009	kg CO ₂ per 2005 PPP \$ GDP
CO ₂ emissions per capita	5.67	10.36	2009	t CO ₂ per capita

Source: World Bank, based on World Bank database, BP 2011, and US EIA database.

welfare, and so the sign of this growth rate indicates whether the economy is on a sustainable path. A higher aNNI means that a country is using its natural resources more efficiently. ANS is a measure of net wealth creation that measures the depreciation of fixed capital, the depletion of natural capital, investments in human capital, and health damages from pollution. Positive savings represent an improvement in social welfare, while negative savings indicate a decline, implying that an economy is on an unsustainable path.

FIGURE A.2 CO₂ emissions per capita and per unit of GDP, 1990–2009

Source: World Bank, based on World Bank World Development Indicators, BP 2011, IEA World Energy Statistics and Balances, and US EIA International Energy Statistics.

As China transforms its economy towards high income status, both benchmarks and targets will be useful in measuring progress towards greening growth. For example, specific targets could be set for China's green growth, such as the share of renewable energy, the declining share of coal in total energy use, the declining level of average urban air pollution; and the increasing value of water productivity. Chinese targets, based on international benchmarks, could include:

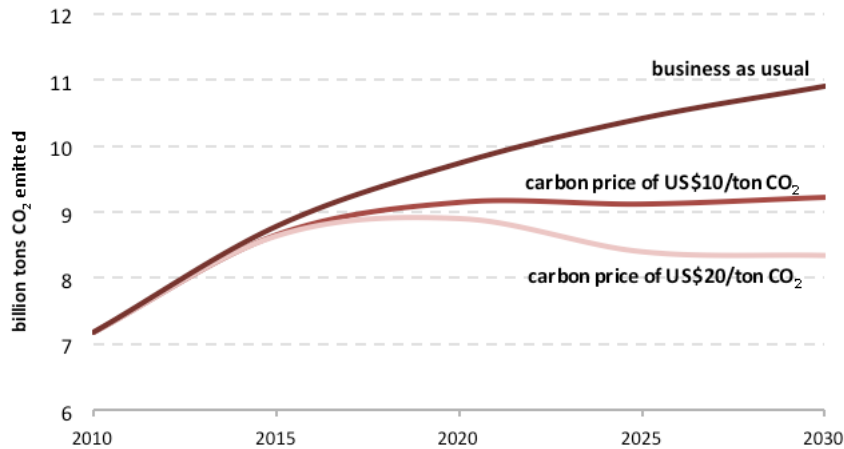
- an OECD benchmark of energy productivity that nearly doubles between 2010 and 2030;
- the EU target of reaching a 20% share in renewable energy by 2020, and 30% by 2030;
- the Japanese air quality level of 25 $\mu\text{g}/\text{m}^3$ in annual average PM10 concentrations;
- a water productivity target of reaching best practice in OECD countries; and
- CO₂ emissions intensity falling by 60–65% between 2010 and 2030.

As is the case in OECD countries, green growth indicators and future targets are a work in progress in China, but an important step to be taken in implementing a green growth strategy.

c. The potential impact of a carbon price

Carbon pricing, whether achieved via trading or taxation, would impact such variables as the cost of emissions reduction and structural shifts in the economy. By applying the base model used in Supporting Report 5 of this China 2030 study, the World Bank team simulated the introduction of a carbon price in China, starting in 2015 and phased in over eight years.

Figure A.3 shows the path of CO₂ emissions in gigatons for three scenarios. The “business as usual (BAU)” scenario features continued strong growth in CO₂ emission to 2030, from 7.2 gigatons (5.4 tons per capita) in 2010 to 10.9 gigatons (7.6 tons per capita) in 2030. The key moderating influence on emissions in this scenario is the decline in GDP growth rates in 2025–2030. In contrast, the scenario in which a \$10/ton CO₂ price is gradually phased in over eight years beginning in 2023 produces substantial reductions and flattens the upward growth in China's emissions, resulting in total emissions of 9.2 gigatons of CO₂ (6.4 tons per capita) in 2030. And the \$20/ton CO₂ price scenario produces an even greater effect, so that China's absolute emissions peak and then drop down to 8.4 gigatons (5.8 tons per capita) in 2030—a total level about 17% higher than in 2010.

FIGURE A.3 China's annual CO₂ emissions under three scenarios, 2010–2030

Carbon revenues in China could be significant in macroeconomic terms. The \$10/ton scenario would yield fiscal revenues of 1.4% of GDP by 2030, and the \$20/ton scenario would go up to 2.7% of GDP. If the carbon revenues were rebated to households, this would amount from \$329 to 634 per household per year by 2030, depending on the price and assuming a household size of 3. While government has considerable discretion on how such a lump sum could be distributed, a flat lump sum per capita would be progressive by definition, helping to offset any regressive tendencies of the carbon price itself. Further notes on lessons learned from other countries on selecting and implementing climate policy instruments are given in **Box A.1**.

Although the simulated carbon price rates used in this analysis are too low to significantly affect the structure of the Chinese economy in 2030, there is a clear impact on the amount of coal the country would consume (**Figure A.4**). In the \$10 price scenario, China uses 492 million tons less coal compared to business as usual in 2030 (a difference of 15%). Under the \$20 price scenario, coal use drops by 770 million tons compared to business as usual (a difference of 23%). *Both* scenarios result in a peak in China's coal use before 2020. This decline is driven largely by a shift in the relative prices of different fuels for electricity generation. The market share of coal-fired electricity in the power sector (in terms of the portion of coal-fired power in total real output by the sector) drops 6% and 11% by 2030 in the US\$10 and US\$20 carbon price scenarios respectively. This drop is made up for by mainly by an increase in output volume for hydropower.

These results actually under-estimate the benefits of the simulated carbon price, since they do not include the co-benefits from reducing fossil fuel use related to reduced impacts on human health and crops. One important study (Aunan et al 2007) shows that the cost to households of imposing a carbon tax of RMB 290 per ton of CO₂ (US\$ 43 in 2007 dollars) generates the same amount of economic co-benefits associated with reduced air pollution, improved health, and increased crop production. According to this analysis, the co-benefits in China associated with reducing carbon emissions and recycling carbon tax revenues are substantial.

BOX A.1 Lessons from international experience on climate policy instruments

The *World Development Report 2010* on climate change outlines the issues concerning instrument choice for reducing carbon emissions. Permit systems give certainty on emission reductions, but uncertainty about price. Taxes are the opposite—they give certainty on price, but uncertainty about emission reductions. Since price volatility is an issue more with permits than taxes, investment in R&D for new technologies (especially without government support) may be depressed with permits. Revenue generation is possible under both regimes, though the administrative efficiency of the instruments differs considerably. Taxes on CO₂ can be integrated with fuel excise systems, requiring little additional monitoring effort. Permit systems require new regulatory institutions as well as monitoring and enforcement systems to ensure compliance.

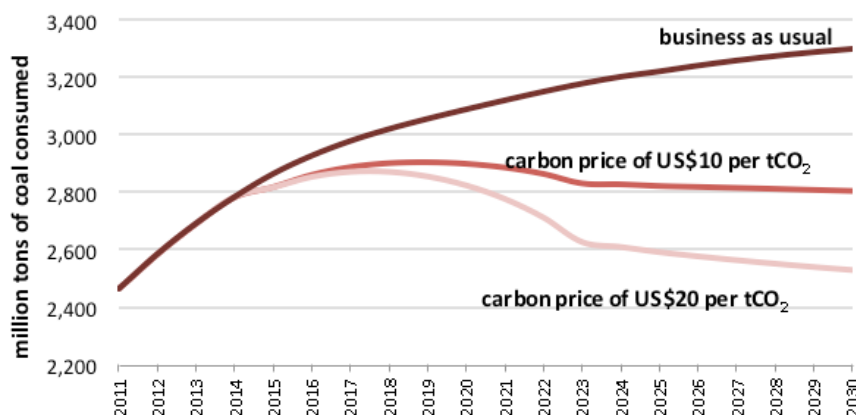
The International Energy Agency recently reviewed existing and proposed carbon trading schemes in Alberta, Australia, the EU, New Zealand, Switzerland, Tokyo and the United States (both national and state-level schemes). Some of the key conclusions are:

- *Targets.* Ambitious long-run targets are needed if firms are to invest in lowering their carbon footprints.
- *Allocation.* Countries tend to allocate permits free of charge or to rebate costs to sectors heavily affected by taxes, since it eases the transition to a lower-carbon investment. It does, however, lead to some windfall profits and also delays adjustments by firms. The European ETS is phasing out the free allocation of permits.
- *Startup.* Trading schemes have tended to over-allocate in the initial phase, leading to a price collapse. Banking permits can overcome this, but this only carries forward the surplus permits into the next phase. Other options include establishing a price floor with cancellation of any unsold permits; or using a fixed price in the initial phase, which would aid in the collection of emissions and cost data to better guide subsequent phases.
- *Support to carbon-intensive sectors.* Concerns about potential competitive impacts on carbon-intensive sectors will lead to lobbying for financial support to these sectors. Any support should be time-limited, and communicated as such, in order to reduce fiscal costs and provide incentives for firms to invest in less-polluting technologies.

In practice, many jurisdictions have opted for hybrid schemes, using tradable permits for the big emitting sectors and taxes for smaller sectors characterized by many actors, such as transport. Environmental taxes and levies are used in all OECD countries, raising revenues totaling 2.0–2.5 percent of GDP.

Source: World Bank 2010; Hood 2010, OECD 2006.

FIGURE A.4 Coal consumption trends for China under three scenarios, 2011–2030



d. Sectoral considerations

Fully pursued, green development will pervade all sectors of the economy, ranging from industry and energy to the management of cities, water resources, agriculture, forestry, and biodiversity resources. Background papers prepared for this report include sector-specific studies of the issues involved in achieving green development targets by 2030.²¹

Each sector-specific paper follows a similar structure, which is to, first, indicate a vision for China 2030 consistent with its status as a high income country, and second, conduct an analysis of the issues surrounding the implementation of that vision. While each sector is very different in its challenges and targets, the recommended actions fall into the various policy packages introduced in Section 5, above. The chart at the end of this chapter summarizes the key findings of these seven sectoral background papers.

²¹The seven sectoral background papers covered: (i) Energy, (ii) Urbanization; (iii) Water Resources; (iv) Pollution and Waste; (v) Agriculture; (vi) Natural Resource Management; and (vii) Adapting to a Changing Climate. They are available on-line.

TABLE A.2 Sector-specific recommendations for achieving green growth in China

Today's challenges	Short term targets and policies	Medium term targets and policies	Long term goals (by 2030)
Energy	<p>Seek cost-effective, market-based solutions using existing technologies</p> <p>Reduce energy sector subsidies and introduce market pricing</p> <p>Invest in improving performance and reducing cost of existing renewable energy technologies</p> <p>Amend energy legislation and create a more effective regulatory body</p> <p>Continue to focus on reducing energy intensity and improving efficiency</p>	<p>Scale up and accelerate innovation</p> <p>Scale up renewable energy in a competitive market</p> <p>Cap fossil fuel consumption and deploy CCS on a large scale</p> <p>Implement carbon cap and trade</p>	<p>Develop a sustainable, efficient, and competitive energy sector</p> <p>A greener energy mix in which renewable energy meets 30% of primary energy demand</p> <p>Carbon emissions peak and decline</p> <p>Chinese energy companies are world-class businesses, operating in an open, competitive market</p> <p>A sound, fully functioning public regulator separate from the government focused on making policy</p> <p>China is the global leader in clean energy technologies and innovation</p>
Water	<p>Use directives and market-based approaches to control water use by main sectors</p> <p>Introduce consumption-based water allocation rights and fees for agriculture and industry</p> <p>Launch national rural sanitation program</p> <p>Expand membership in a major river basin commission to include a wider range of water users</p> <p>Double efficiency of water use and achieve 50% reuse rate in industry by 2015</p> <p>Expand payment for ecosystem services</p>	<p>Deepen resource governance reforms; ensure clean water supplies and sanitation</p> <p>Expand water allocation right and fee programs to other major basins and industrial sectors</p> <p>Ensure safe drinking water from the tap for large cities and improved sanitation for all rural people</p> <p>60% of China's surface waters meet standards for Grades I-III</p> <p>Expand river basin commission membership for all major rivers; new financial mechanisms such as flood insurance</p> <p>Water use efficiency doubles again</p>	<p>Achieve efficient, balanced, and sustainable use of water resources</p> <p>All major water users are covered by consumption-based allocation system</p> <p>Safe drinking water for all urban residents</p> <p>70% of China's surface waters meet standards for Grades I-III</p> <p>Water use efficiency reaches current high-income country average</p>
Cities	<p>Pilot new regulations, policies, and financing mechanisms to alter current growth patterns.</p> <p>Pilot new performance indicators for local officials</p> <p>Introduce new financing mechanisms to support green growth and steer cities away from land sales</p>	<p>Scale up coordinated policies for land use planning, urban finance, and urban governance</p> <p>Roll out green growth performance indicators for local officials across the country</p> <p>Expand fiscal support tools</p>	<p>Create efficient, liveable, and sustainable cities</p> <p>Urban in-fill and higher density without spatial expansion</p> <p>Livability achieved through connectivity, strategic development corridors, and efficient transport options</p>

<p>Pilot a flexible land conversion quota and reallocation mechanism</p> <p>Change regulations and standards leading to inefficient land use</p> <p>Roll out market-based mechanisms to encourage efficient resource use</p>	<p>Create functioning urban and peri-urban land markets in several municipalities</p> <p>Coordinate all new development and mass transit plans with urban land use zoning regulations</p>	<p>National integration of markets of goods, capital, and labor</p> <p>Low carbon status through overall resource use efficiency, bench-marked internationally</p>
<p>Identify and implement immediate actions needed to restore ecosystem health</p>		
<p>Introduce targets for all natural resource management (NRM) sectors based on measures of ecosystem health</p> <p>New incentives introduced for restoration of degraded ecosystems and ecosystem services, providing rural employment</p> <p>Key biodiversity areas (KBAs) are designated and actions taken to begin management of these areas</p> <p>Agricultural production targets reoriented and remediation measures taken to restore agricultural system health</p> <p>Inspection capacity is doubled and penalties are increased for illegal import or sale of native or imported wild products</p> <p>Urgent actions needed to protect forest health are identified and implemented in remaining natural forests</p>	<p>Ecosystem health targets for NRM fully incorporated and given equal weight as production targets</p> <p>All KBAs are well managed components of the national protected area (PA) system</p> <p>Agrochemical and fertilizer use is halved</p> <p>Remediation actions started for farmland that is most contaminated with heavy metals</p> <p>Invasive species costs and illegal product trade are both halved</p>	<p>Integrated ecosystem landscape-scale planning with full cost and valuation data</p> <p>Perverse environmental subsidies are eliminated</p> <p>Biodiversity loss is halted</p> <p>Land degradation is halted</p> <p>Health of major ecosystems is restored</p> <p>Efficient and effective national-level PA system is in place</p>
<p>Bring all major ecosystems under sound management and significantly reduce the costs of ecosystem degradation</p>		
<p>Halt biodiversity loss and the degradation of ecosystems</p>		
<p>Develop modern, commercial smallholder agriculture</p>		
<p>Reforms in support rural land rental markets</p> <p>Limit growth of agricultural subsidies (even if WTO compliant)</p> <p>Reform extension services to</p> <p>Reform producer cooperatives</p>	<p>Land consolidation through improved rental markets and supporting institutions</p> <p>Expand extension services to better manage climate change risks</p> <p>Scale up pilot schemes for input saving technologies</p> <p>Strengthen producer cooperatives in supply chain for high-value agricultural products</p>	<p>Fully functioning land markets</p> <p>Measurable share of low-carbon agriculture</p> <p>Complete coverage of low-water technologies in water-scarce areas</p>
<p>Create a competitive agricultural market focused on high-value products</p>		
<p>Remove market distortions</p>		
<p>Remove market distortions</p>		
<p>Remove market distortions</p>		
<p>Remove market distortions</p>		
<p>Remove market distortions</p>		
<p>Remove market distortions</p>		
<p>Remove market distortions</p>		

Air Pollution and Waste	Invest in systems to control the most damaging forms of pollution and waste	Bring pollution to within safe limits for people and ecosystems	Complete coverage and attainment of pollution targets
	<p>Agree on standards for PM2.5</p> <p>Phase out inefficient waste disposal methods, pilot new methods</p> <p>Pilot incentives for efficient waste utilization</p>	<p>Achieve Class I targets for PM2.5 in major cities</p> <p>Pilot air quality management plans in major cities</p> <p>All new landfills meet international standards; incineration of municipal waste reaches 10%</p> <p>Scale up waste utilization initiatives</p>	<p>Achieve Class I targets for PM2.5 for all cities</p> <p>Complete implementation of air quality management plans</p> <p>High-tech monitoring of waste stream and utilization</p>
Adapting to climate change	Improved information and understanding of climate risks	Mainstream climate risks into development policies	Develop an economy that is resilient to climate change impacts and uncertainties
	<p>Invest in weather information and warning systems</p> <p>Make information on hazards accessible</p> <p>Identify cost-effective adaptation measures</p>	<p>Update and enforce building codes</p> <p>Introduce financing frameworks for catastrophic risks</p> <p>Expand social services and support networks in vulnerable rural areas</p>	<p>Fully functioning risk management and recovery mechanisms</p>

References

- Acemoglu, D. et al, in press. "The Environment and Directed Technical Change." *American Economic Review*
- Ang, B. 2004. "Decomposition Analysis for Policymaking in Energy: Which is the Preferred Method?" *Energy Policy* 32: 1131–1139.
- Atkinson, G. et al. 2011. "Trade in 'virtual carbon': Empirical results and implications for policy." In *Global Environmental Change* 21, no. 2: 563–574.
- Aunan, K. et al. 2007. "Benefits and costs to China of a climate policy." In *Environment and Development Economics* 12: 471–497.
- Bennett, M. 2009. "Markets for Ecosystem Services in China: An Exploration of China's 'Eco-Compensation' and Other Market-Based Environmental Policies." Forest Trends report. http://www.forest-trends.org/documents/files/doc_2317.pdf.
- Boden et al. 2010. *Global, Regional, and National Fossil-Fuel CO₂ Emissions*. Carbon Dioxide Information Analysis Center, Oak Ridge National Laboratory, U.S. Department of Energy, Oak Ridge, TN., U.S.A. doi 10.3334/CDIAC/00001_V2010.
- BP. 2011. *BP Statistical Review of World Energy*. <http://www.bp.com/statisticalreview>.
- Burns, J., and X. Wang. 2010. "Civil Service Reform in China: Impacts on Civil Servants' Behavior." *The China Quarterly* 201: 58–78.
- Cao J. 2011. "Is Fuel Taxation Progressive or Regressive in China?" in *Fuel Taxes and the poor: the distributional effects of gasoline and their implications for climate policy*, edited by T. Sterner. Washington, DC: RFF Press.
- Cao J. et al. 2009. "The Local and Global Benefits of Green Tax Policies in China." *Review of Environmental Economics and Policy* 3(2): 189–208.
- Chang, D. et al. 2010. "Adjusting the Scope of China's Environmental Protection Investment Accounts" (in Chinese). *Environmental Economics*.
- Chen, J. 2007. "Rapid Urbanization in China: A Real Challenge to Soil Protection and Food Security." *Catena* 69: 1–15.
- Cohen, A. J., et al. 2004. "Urban air pollution." In *Comparative quantification of health risks: Global and regional burden of disease due to selected major risk factors*, edited by M. Ezzati, A. D. Rodgers, A. D. Lopez, and C. J. L. Murray. Vol 2. Geneva: World Health Organization.
- Dai, T., and H. Cheng. 2008. "Analysis of Industrial Water Use and Water Saving Measures in China" (in Chinese). *Industrial Water Treatment* 28, no. 10.
- Deng, X. et al. 2010. "Economic Growth and the Expansion of Urban Land in China." *Urban Studies* 47: 813–843.
- Diamond, P.A. and H. Vartiainen, eds. (2007). *Behavioral Economics and its Applications*. Princeton: Princeton University Press. See also Gillingham, K., R. Newell and K. Palmer, 2009. Energy Efficiency Economics and Policy, NBER Working Paper 15031, National Bureau of Economic Research.
- Ding Y.H. et al, eds. 2007. *National Assessment Report on Climate Change*. Beijing: Sciences Press.
- Di P.M. et al, "A Survey of the Research on Changes in Extreme Precipitation Events" (in Chinese), *Advances in Climate Change Research* 3, no. 3 (2007): 144–148.
- DRC (Development Research Center of the State Council, China). 2009. "Greenhouse gas emissions reduction: a theoretical framework and global solution." In *China's New Place in a World in Crisis: Economic, Geopolitical and environmental dimensions*, edited by Ross Garnaut, Ligang Song and Wing Thye Woo, 389–408. The Australian National University E-Press, and Brookings Institution Press.
- DRC Project Team. 2011. "CO₂ Emission Account: Governance Framework in response to climate change and green growth" (in Chinese). *Economic Research*, Vol 12.
- Dupressoir, S. et al. 2007. "Climate Change and Employment: Impact on Employment in the European Union-25 of Climate Change and CO₂ Emission Reduction Measures by 2030." European Trade Union Confederation.
- European Commission (EC). 2002. *SERIEE: European System for the Collection of Economic Information on the Environment — 1994 version* (updated). KS-BE-02-002-EN-N.
- Eurostat. Environment statistics database. <http://epp.eurostat.ec.europa.eu/portal/page/portal/environment/introduction>.

- . 2010. *Environmental Statistics and Accounts on Europe*. http://epp.eurostat.ec.europa.eu/cache/ITY_OFFPUB/KS-32-10-283/EN/KS-32-10-283-EN.PDF.
- Feng, F., and J. Wang. 2011. "Focusing on New Developments in Wind and Solar Power" (in Chinese). Survey Report No. 88, Development Research Center of the State Council, China.
- Feng F. et al. 2011. "China's Low Carbon Industrial Development Strategy" (in Chinese). Report to the China Council for International Cooperation on Environment and Development.
- Fridley, D. et al. 2011. "China Energy and Emissions Pathways to 2030." Paper No. LBNL-4866E, Lawrence Berkeley National Laboratory.
- Gao Hu and Fan Jingchun. 2010. *Techno-Economic Evaluation of China's Renewable Energy Power Technologies and Development Targets* (in Chinese). Beijing: China Environment Press.
- Global Water Intelligence (GWI). 2008. *Global Water Market 2008: Opportunities in Scarcity and Environmental Regulation*. <http://www.globalwaterintel.com>.
- Golley, J., D. Meagher, and X. Ming. 2008. "Chinese Urban Household Energy Requirements and CO₂ Emissions." In *China's Dilemma: Economic growth, development and climate change*, edited by in Song, L. and W.T. Woo. Washington DC: Brookings Institution Press.
- Guo, J. et al. 2010. "Significant Acidification in Major Chinese Cropland." *Science* 327: 1008–1012.
- Han, S. 2010. "Analysis of Water Use by the Thermal Power Plant Industry and Suggested Responses" (in Chinese). *Industrial Water Treatment* 30, no. 2: 4–7.
- Hasanbeigi, A. et al. 2010. "Analysis of Energy-Efficiency Opportunities for the Cement Industry in Shandong Province, China: A Case Study of 16 Cement Plants." *Energy* 35: 3461–3473.
- He, L. 2011. "Analysis: Rising Coal Prices Exacerbate China's Electricity Shortages." *Financial Times* Chinese edition, 18 May.
- Ho, M., and D. Jorgenson. 2003. "Air Pollution in China: Sector Allocation of Emissions and Health Damage."
- Hood, C. 2010. "Reviewing Existing and Proposed Emissions Trading Schemes." IEA Information Paper. Paris: OECD/IEA.
- Huang, Y.P. 2010. "Dissecting the China Puzzle: Asymmetric Liberalization and Cost Distortion," *Asian Economic Policy Review*, 5: 281–295.
- Huberty, Gao and Mandell. 2011. "Shaping the Green Growth Economy, A Review of the Public Debate and the Prospects for Green Growth." The Berkeley Roundtable on the International Economy.
- International Energy Agency (IEA). World Energy Statistics and Balances. DOI 10.1787/data-00510-en.
- . 2009. *Energy Technology Transitions for Industry*. Paris: OECD.
- . 2010a. *Energy Technology Perspectives 2010: Strategies and Scenarios to 2050*. Paris: OECD.
- . 2010b. *World Energy Outlook 2010*. Paris: OECD.
- . 2011. *CO₂ Emissions from Fuel Combustion*. Paris: OECD.
- ILO (International Labor Organization). 2009. *World of Work Report 2009: The Global Jobs Crisis and Beyond*. Geneva: ILO.
- . 2011. "Promoting Decent Work in a Green Economy." ILO Background Note to *Towards a Green Economy: Pathways to Sustainable Development*. http://www.ilo.org/wcmsp5/groups/public/@ed_emp/@emp_ent/documents/publication/wcms_152065.pdf.
- IPCC (Intergovernmental Panel on Climate Change). 2007. *Mitigation of climate change, Contribution of Working Group III to the Fourth Assessment Report of the IPCC*. B. Metz, O.R. Davidson, P.R. Bosch, R. Dave & L.A. Meyer, eds. Cambridge: Cambridge University Press.
- ISTAS (Instituto Sindical de Trabajo, Ambiente y Salud), Social Development Agency, Syndex, and Wuppertal Institute paper. http://www.unizar.es/gobierno/consejo_social/documents/070201ClimateChange-Employment.pdf.
- Jaeger et al. 2011. "A new growth path for Europe. Generating prosperity and jobs in the low-carbon economy". Synthesis Report, a study commissioned by the German Federal Ministry for the Environment, Nature Conservation and Nuclear Safety.
- Japan, Ministry of Environment. 1989. *Quality of the Environment in Japan*. Available at <http://www.env.go.jp/en/wpaper/index.html>.
- Jolley, J., D. Meagher, and X. Meng. 2008. "Chinese Urban Household Energy Requirements and CO₂ Emissions." In L. Song and W. Woo (eds.) *China's Dilemma: Economic Growth, the Environment and Climate Change*. Australian National University ePress and Brookings Institution Press.
- Jotzo, Frank. 2010. "Comparing the Copenhagen emission targets." CCEP working paper 1.10, Centre for Climate Economics & Policy, Crawford School of Economics and Government, The Australian National University, Canberra.

- Kartha, Sivan and Peter Erickson. 2011. "Comparison of Annex 1 and non-Annex 1 pledges under the Cancun Agreements." Stockholm Environment Institute working paper WP-US-1107.
- Kawasaki Air Pollution Monitoring Center. "Air Pollution Monitoring Data." http://www.city.kawasaki.jp/30/30kansic/home/en/e_index.htm.
- Krugman, Paul. 2011. "Here Comes the Sun." *The New York Times*, 6 Nov 2011, A25.
- Li, T. 2004. "The Energy Intensity of China's Cement Industry and Potential for Energy Conservation" (in Chinese). *International Cement Forum* 9: 30–37.
- Lin, B., and J. Liu, 2010. "Estimating Coal Production Peak and Trends of Coal Imports in China." *Energy Policy* 38: 512–519.
- Lin, B. et al. 2011. "Estimates of the Potential for Energy Conservation in the Chinese Steel Industry." *Energy Policy* 39: 3680–3689.
- Liu, G. 2011. "Causes of and Solutions to Present Coal Supply Shortages" (in Chinese). *The Collective Economy* (May): 20–22.
- Liu S.J. et al. 2011. *Trap or High Wall? Real Challenges the Chinese Economy Faces and Its Strategic Choice* (in Chinese). China CITIC Press.
- Liu, Y., and J. He. 2011. "Slowing Economic Growth in the East and Shrinking Regional Disparities: Short-term Fluctuations or Long-term Trends" (in Chinese). Working Paper, Development Research Center of the State Council, China.
- Liu Xiuli et al. 2011. "2011 Forecast of CO₂ Emissions from Primary Energy Consumption by Sector for China" (in Chinese). *Science & Technology for Development* 1: 22–33.
- Martinez-Fernandez, C. et al. 2010. "Green Jobs and Skills: The Local Labor Market Implications of Addressing Climate Change." Working document, OECD, CFE/LEED. <http://www.oecd.org/dataoecd/54/43/44683169.pdf?contentId=44683170>.
- Matus, Kira et al. 2011. "Health Damages from Air Pollution in China." MIT Joint Program on the Science and Policy of Global Change Report No. 196 (March).
- McKinsey & Company. 2009. "China's Green Revolution: Prioritizing Technologies to Achieve Energy and Environmental Sustainability." http://www.mckinsey.com/locations/greaterchina/mckonchina/reports/china_green_revolution.aspx.
- MEP (Ministry of Environmental Protection, China). 2009. *Environmental Yearbook*.
- MEP and CAE (Chinese Academy of Engineering). 2011. *Macro-Strategy for China's Environment: Strategy for Protection of China's Environmental Factors* (in Chinese), Vols. 1 and 2. Beijing: China Environmental Sciences Press.
- Messner, Dirk. 2009. "Four lessons from the present global financial crisis for the 21st century: An essay on global transformations from a European Perspective." Presentation at Development Forum, 2009.
- MLR (Ministry of Land Resources, China). 2008. "1.831 Million Hectares of Cropland Converted to Construction Use Land Across Country During the Last Land Use Planning Period" (in Chinese), 30 October. http://www.mlr.gov.cn/xwdt/jrxw/200810/t20081030_111262.htm.
- Muro, M. et al. 2011. "Seizing the Clean Economy: A National and Regional Green Jobs Assessment." Metropolitan Policy Program study, Brookings Institution. http://www.brookings.edu/~media/Files/Programs/Metro/clean_economy/0713_clean_economy.pdf.
- Murphy, Kevin, Andrei Shleifer, and Robert Vishny. 1989. "Industrialization and the Big Push." *The Journal of Political Economy* 97, no. 5: 1003–1026.
- NBS (National Bureau of Statistics, China). 2000–2010a. *China Statistical Yearbook*. Beijing: China Statistics Press.
- NBS. 2009–2010b. *China Energy Statistical Yearbook*. Beijing: China Statistics Press.
- NDRC (National Development and Reform Commission) Bureau of Energy, NDRC Energy Research Institute, China Association of Resource Comprehensive Utilization Expert Committee, and China Renewable Energy Industry Work Committee. 2007. *China Renewable Energy Industry Development Report (2006)*.
- Netherlands Environmental Assessment Agency, and JRC (European Commission's Joint Research Centre). 2011. *Long-term trend in global CO₂ emissions*, #500253004, PBL. The Hague: European Union.
- NIES (National Institute for Environmental Studies, Japan). Monthly air quality data base. http://www.nies.go.jp/igreen/td_down.html.
- Organization for Economic Cooperation and Development (OECD). 2007. *OECD Environmental Data Compendium 2006/2007: Environmental Expenditure and Taxes*.
- . 2008. *Environmental Policy, Technological Innovation and Patents*. Paris: OECD.

- . 2009. *Patent Statistics Manual*. Paris: OECD.
- . 2010. “Climate Policy and Technological Innovation and Transfer: An Overview of Trends and Recent Empirical Results.” OECD Environment Directorate, Environment Policy Committee, Working Party on Global and Structural Policies report ENV/EPOC/GSP(2010)10/FINAL.
- . 2011a. *Invention and Transfer of Environmental Technologies*. OECD Studies on Environmental Innovation. Paris: OECD.
- . 2011b. *Towards Green Growth*. OECD Green Growth Studies. Paris: OECD.
- Pan, J. et al. 2011. “Green Economy and Green Jobs in China: Current Status and Potentials for 2020.” Worldwatch Report 185. Worldwatch Institute. <http://www.worldwatch.org/node/8677>.
- Peng, W.. 2011. “Coal Sector Reform and Its Implications for the Power Sector in China.” *Resources Policy* 36: 60–71.
- Rosensterin-Rodan, P.N. 1943. “Problems of Industrialization of Eastern and South-Eastern Europe.” *The Economic Journal* 52, no. 210/211: 202–211.
- Shi, M., and G. Ma. 2009. *The Real Price of China's Economic Growth—An Empirical Study of Genuine Savings* (in Chinese). Beijing: China Sciences Press.
- Shi, X. 2008. “Can China's Coal industry be reconciled with the environment?” In L. Song and W. Woo (eds.) *China's Dilemma: Economic Growth, the Environment and Climate Change*. Australian National University ePress and Brookings Institution Press.
- Stiglitz, J. and N. Stern. 2009. “Climate crisis and economic crisis” Commentary in the VoxEU Debate on the Global Crisis. Open Markets. 7 March 2009. <http://voxeu.org/index.php?q=node/2840>.
- UN, EC, IMF, OECD, and World Bank. 2003. *Handbook of National Accounting: Integrated Environmental and Economic Accounting*.
- UNEP (United Nations Environmental Programme) et al. 2008. *Green Jobs: Towards Decent Work in a Sustainable, Low-Carbon World*. Washington, DC: Worldwatch Institute. http://www.unep.org/labour_environment/features/greenjobs.asp.
- . 2010. “The Emissions Gap Report: Are the Copenhagen Accord Pledges Sufficient to Limit Global Warming to 2°C or 1.5°C?” Preliminary assessment report. http://www.unep.org/publications/ebooks/emissionsgapreport/pdfs/The_EMITSIONS_GAP_REPORT.pdf.
- . 2011a. *Bridging the Emissions Gap*.
- . 2011b. *Towards a Green Economy: Pathways to Sustainable Development and Poverty Reduction*. <http://www.unep.org/greeneconomy>.
- UNIDO. INDSTAT. <http://data.un.org>.
- UN Population Division. 2009. *World Urbanization Prospects: The 2009 Revision*. <http://esa.un.org/unpd/wup/index.htm>.
- . 2011. *World Population Prospects: The 2010 Revision*. <http://esa.un.org/unpd/wpp/index.htm>.
- UN Statistics Division. National Accounts Main Aggregates. <http://data.un.org>.
- . National Accounts Official Country Data. <http://data.un.org>.
- US EIA (Energy Information Administration, United States). International Energy Statistics database. <http://www.eia.gov/countries/data.cfm>.
- . 2011. *International Energy Outlook 2011*. [http://205.254.135.7/forecasts/ieo/pdf/0484\(2011\).pdf](http://205.254.135.7/forecasts/ieo/pdf/0484(2011).pdf).
- US EPA (Environmental Protection Agency, United States). 2011. “The Benefits and Costs of the Clean Air Act from 1990 to 2020”. <http://www.epa.gov/air/sect812/prospective2.html>.
- Wang, J. N., and Y. Lu. Undated. “An Analysis on Statistical Indicators and Methodology of Environmental Investments in China.” Report by Chinese Academy for Environmental Planning, Beijing. http://www.caep.org.cn/english/paper/An_Analysis_on_StatisticalIndicators_and_Methodology_of_Environmental_Investments_in_China.pdf
- Wang, J. X. et al. 2008. “Can China Continue Feeding itself?” World Bank Policy Research Working Paper 4470. http://www-wds.worldbank.org/external/default/WDSContentServer/WDSP/IB/2008/03/03/000158349_20080303090028/Rendered/PDF/wps4470.pdf.
- . 2010. “Climate Change and China's Agricultural Sector: An Overview of Impacts, Adaptation and Mitigation.” International Centre for Trade and Sustainable Development and International Food and Agricultural Trade Policy Council Issue Brief No. 5, http://www.agritrade.org/events/documents/ClimateChangeChina_final_web.pdf.
- Wang, X. et al. 2010. “How Have China's Environmental Protection Investment Statistics Become Inaccurate?” (in Chinese). *Environmental Protection* 17: 35–37.
- WBCSD (World Business Council for Sustainable Development). Cement Sustainability Initiative. <http://www.wbcscement.org/>.

- Woetzel, J. et al. 2009. "From Bread Basket to Dust Bowl? Assessing the Economic Impact of Tackling Drought in North and Northeast China." McKinsey & Company report. http://www.mckinsey.com/locations/chinatraditional/From_Bread_Basket_Dust_Bowl_EN.pdf.
- World Bank. World Development Indicators. <http://data.worldbank.org/data-catalog/world-development-indicators>.
- . 2006. *Where is the Wealth of Nations? Measuring Capital for the 21st Century*.
- . 2007. *Cost of Pollution in China: Economic Estimates of Physical Damages*.
- . 2008. *Climate Resilient Cities: A Primer*.
- . 2010. *World Development Report*.
- . 2011. *The Changing Wealth of Nations: Measuring Sustainable Development in the New Millennium*.
- Worrell, E. et al. 2008. "World Best Practice Energy Intensity Values for Selected Industrial Sectors." Paper No. LBNL-62806 Rev. 2, Lawrence Berkeley National Laboratory.
- WRI (World Resources Institute). Climate Analysis Indicators Tool (CAIT), version 8.0. <http://cait.wri.org/>.
- Wu, S. et al. 2007. "Analysis of the Distortion of China's Environmental Protection Investments, and Some Recommendations" (in Chinese). *China Population, Resources, and Environment* 17, no. 3: 112–17.
- Xiong, W. et al. 2010. "Climate Change, Water Availability, and Future Cereal Production in China." *Agricultural Ecosystems and Environment* 135: 58–69.
- Zeng, X. 2010a. "Heavy Metals Cycling and its Regulation in China Cropland Systems" (in Chinese). *Chinese Journal of Applied Ecology* 21, no. 9: 2418–2426.
- Zhai Panmao et al. 2005. "Trends in Total Precipitation and Frequency of Daily Precipitation Extremes over China." *Journal of Climate* 18: 1096–1108.
- Zhang, L. et al. 2008. "Situation and Problem Analysis of Water Resource Security in China" (in Chinese). *Environment and Water Resources of the Yangtze River* 18: 116–120.
- Zhang, Y. and H. Shi. 2011. "How Carbon Emission Mitigation Promotes Economic Development—A Theoretical Framework" (in Chinese). Project Paper of "Fighting Climate Change", Development Research Center of the State Council, China.
- Zhang, Y.S. and Wu J. 2011. "Auction or Free Allocation? Investigating the Effects of different allocation approach of carbon emissions permits" (in Chinese). Project Paper of "Fighting Climate Change", Development Research Center of the State Council, China.
- Zhang Y.W. 2011. "Recommendations to Accelerate the Development of China's Shale Gas Resources" (in Chinese). Development Research Center of the State Council, Investigatory Research Report No. 51.
- . 2010b. "China's Cement Industry Moves for Energy Intensity Indicators." *China Cement* (April): 25–27.
- Zhong, X. 2011. "Release of Report on Quality of Life in Chinese Cities" (in Chinese). [Chinacity.org.cn](http://www.chinacity.org.cn), 13 June. <http://www.chinacity.org.cn/csfz/csxw/71597.html>.
- Zhou, C. 2003. *Quality of Life in China: Situation and Evaluation* (in Chinese). Beijing: Social Sciences Materials Press.
- Zhou, N. et al. 2011. "China's Energy and Carbon Emissions Outlook to 2050." Paper No. LBNL-4472E, Lawrence Berkeley National Laboratory.

Supporting Report 4

Equality of Opportunity and Basic Security for All

Table of Contents

Executive Summary	297
Chapter 1: Challenges for China’s Social Development	300
A. Inequality of outcomes and opportunity	301
B. Rapid demographic transition	303
C. Changing social structures and the challenges of response	305
D. Conclusion	307
Chapter 2: Equality of Opportunity with Security: Goals and Principles	308
A. The Goal and Vision for social policy development for China 2030	308
B. The implementing strategy for social policy reforms	310
C. Key cross-cutting issues in social policy reform	311
D. Conclusion	314
Chapter 3: Expanding Opportunities and Deepening Human Capital	316
A. Running from the same starting point: Early Child Development and Education (ECDE)	316
B. Promoting Equality of Quality and Access across the Education Cycle	324
C. Achieving a Healthy and Productive Population Sustainably	332
D. The role of citizen participation in social services	343
Chapter 4: Developing a Flexible and Secure Labor Market	347
A. Unleashing the Potential of Labor	348
B. Building Modern Labor Market Institutions	353
C. Promoting Hukou Reform and Improving Labor Mobility	362
Chapter 5: Enhancing Security and Improving the Social Security System	370
A. Building an Inclusive and Sustainable Pension System	370
B. Aged Care Services—Aging with Dignity	379
C. Promoting a More Integrated Social Security System	383
Annex 1: Illustrative Sequencing of Hukou and Supporting Reforms	386
References	387

Table of Figures

Figure 1.1: Per capita human capital: national, urban and rural, 1985–2008 (1985 RMB)	300
Figure 1.2: The evolution of income inequality in China since the start of reforms (Gini index of income inequality from 1981 to 2005)	301
Figure 1.3: Global trends in per capita GDP growth and Gini coefficients,	302
Figure 1.4: Number and share of population 60 and over, 1950–2050	303
Figure 1.5: Total population and labor force, 1980–2050	304
Figure 1.6: Share of population with at least one NCD, 2010–2030	305
Figure 2.1: Base case demographic impact on social spending, 2009 policies (% GDP) . . .	312
Figure 2.2: Indicative social spending with current policy targets (% GDP)	312
Figure 3.1: PISA score differences between students with at least one year pre-primary education and students without	317
Figure 3.2: Anemia prevalence in rural children under 5 years of age, in months (%)	318
Figure 3.3: Anemia prevalence in children under 5 years of age in rural poor areas, in months (%)	318
Figure 3.4: International comparison of coverage of nursery/kindergarten	319
Figure 3.5: Share of children attending ECE programs who attend one-year only programs by province and urban/town/rural, 2008	319
Figure 3.6: Distribution of educational readiness test scores for children at age 4–5	320
Figure 3.7: Budgetary and total spending per student on ECDE by province, 2008	321
Figure 3.8: Comparison of public expenditure on education by level, 2008 (% GDP) . . .	323
Figure 3.9: Spending per capita on education by province, 2000 and 2008	325
Figure 3.10: Type of Urban Schools Attended by Various Subgroups in 5 Chinese Cities, 2005	326
Figure 3.11: Official promotion rates from junior high school to academic high school, urban/rural, 1990–2006	328
Figure 3.12: Annual tuition per student in public high schools/senior secondary high, late 2000s	328
Figure 3.13: Out-of-pocket and government health spending as share of total health spending, 1997–2010	333
Figure 3.14: Household health spending as % of total household income, 2003 and 2008	334
Figure 3.15: Indicators on density of general practitioners 2007 (China 2010)	335
Figure 3.16: “Pyramid of Care” Model	336
Figure 3.17: Roadmap for PHC modernization	337
Figure 4.1: Urban labor force market participation rate among local workers,	349
Figure 4.2: Employment rates of older workers by age, gender and rural/urban 1991–2009	350
Figure 4.3: Employment Rates by Age and Gender in China	350
Figure 4.4: Size and composition of informal employment in urban labor market various years	351
Figure 4.5: Labor Supply by age for Rural Labor Force (LHS) and Rural off-farm (RHS), 2010 (months per year)	352
Figure 4.6: Urban minimum wage adjustments, 1995–2009 (1995 RMB)	356
Figure 4.7: Tax wedge on average formal sector worker, various countries, 2010	361
Figure 4.8: Index of hukou conversion restrictions by city against population and	364
Figure 4.9: Progressive acquisition of social entitlements for non-local workers—illustrative case	367
Figure 4.10: An indicative trajectory for residence permit expansion	368

Figure 5.1: Pension coverage rate of active labor force, various countries, mid-2000s	371
Figure 5.2: Pension coverage of working-age adults, by gender and residence status.	372
Figure 5.3: Rural pension participation, total contributors (mln) and beneficiaries.	372
Figure 5.4: Pension Benefits and Replacement Rates in Urban China	373
Figure 5.5: Potential Design of Long Term Pension System	378
Figure 5.6: Long-term care expenditures in OECD (% GDP 2008)	381

Tables

Table 3.1: Prevalence of Overweight and Obesity of Students 7–18 Years Old in Urban and Rural China, 2005 (%)	318
Table 4.1: Hourly wages of migrant and local workers, and % of difference explained by observable characteristics, 2001–10	355
Table 4.2: Share of migrant and local workers with income above minimum wage by gender, 2001–2010	356
Table 4.3: Minimum wage approach and criteria, various countries, end-2000s	360
Table 4.4: Urban Social Insurance Contribution Rates in Urban China	360
Table 4.5: Share of workers with income below minimum SI contribution base	361

Boxes

Box 3.1: Health Care Coordination in OECD Countries	339
Box 3.2: Initiatives for Public Participation in Social Services	344
Box 4.1: Lessons from performance related pay experience for civil servants in OECD countries.	358
Box 4.2: Recent innovations in hukou reform	365

Executive Summary

China's social development over the last three decades has been impressive. It has universalized compulsory education, expanded participation in higher levels of education, sharply reduced the burden from infectious diseases, and dramatically increased social security coverage. Labor has become more mobile and a growing number of rural migrants have moved to cities. The "iron rice-bowl" social protection system based on work units has been transformed into programs that are being expanded and consolidated.

At the same time, China's social development faces four broad challenges to which social and economic policies will need to respond:

The first challenge is high inequality, some dimensions of which may have worsened in recent years. Inequality remains high in incomes, consumption, and asset ownership, as well as in access to quality education, health, jobs, and social protection programs across and within regions, and social groups. Part of the higher inequality is the "Kuznets' effect"—the result of structural change as labor moves from agriculture to manufacturing. But there are other drivers of inequality including: (i) China's decentralized fiscal system and the mismatch at local level between resource availability and social spending responsibilities that have led to large spatial disparities in public expenditures per capita on social services; (ii) institutional arrangements and policies reinforce and even accentuate inequalities such as the hukou system, and fragmented social security arrangements; (iii) high social insurance taxes and weak labor market institutions, neither of which favor labor, and significant segmentation in urban labor markets.

The second challenge is inefficiencies in social service delivery due to distorted incentives and market structures. Public organizations face little competitive pressure to improve efficiency or quality. And pressure from users of services is also limited because of lack of downward accountability. The incentive structure in health and to some extent education services encourages public providers to act as profit-maximizing private sector entities. As a result, it is estimated that between a third and half of hospital admissions in China are unnecessary, and the average length of stay in hospital is double the OECD average; and school selection fees drive a further funding wedge between "key" schools and regular schools and exclude many.

The third challenge is rapid aging of the population. China is "growing old before growing rich". As the country ages, the labor force will peak around 2015, and dependency ratios rise rapidly. These trends put a premium on deepening human capital to enhance labor productivity, place additional demands on education and training systems, and heighten the importance of allocating labor efficiently. Ageing has also transformed the disease profile towards non-communicable diseases, requiring a shift from curative to preventive care and better health education.

And the fourth challenge is managing growing economic, social and cultural diversity. Significant changes in social structures and values have taken place since opening-up, driven by changes in economic and industrial structure, employment and income distribution, and new social stratification patterns. The needs, expectations and values of various groups are increasingly diverse. This will present increased challenges in managing constructively the tensions of unity and diversity.

The social policy response

In response to the above challenges, this report argues that over coming decades China needs to pursue social policies that promote "Equality of Opportunity with Security." Social policy will need to focus on promoting human capital development, providing basic social welfare but avoiding welfare dependency, and promoting growth and development. Simply stated, all citizens should have: (i) equality of opportunity in education, health, employment and entrepreneurship; and (ii) security from deprivation through a moderate but sustainable social protection system, together with care services for the aging population.

Underpinning these reforms is the cross-cutting need to promote greater accountability for results in social services and social protection programs. This would need to come from three channels: (i) administrative systems that monitor performance and encourage quality and equity; (ii) market-based mechanisms that encourage private delivery and rely on competition with appropriate regulation; and (iii) accountability to citizens by increasing the role of civil society organizations.

To achieve these objectives, China needs to develop a vision, core values, and guiding principles for social policy development and for social harmony. The report argues that China could benefit from its particular blend of social and economic characteristics. The choice of China could be the “active welfare society” or “developmental welfare” model. Underpinning such a model would be the need to develop consensus on a common set of underlying values. These include social equity and justice for all; acceptance that society should help meet basic needs for all, especially the poor and vulnerable; respect and care for family members; maintenance of a strong work ethic and avoiding welfare dependency; developing the professional ethics of service providers; and sharing of responsibilities among the state, communities, families, social organizations, and the private sector.

In moving towards such a model, an overarching question will be what level of social services and protection the State should aim to finance. International experience suggests that social spending accounts for the bulk of incremental public expenditure as countries get wealthier. At the same time, additional government-financed social services and social protection should be undertaken with considerable caution and with a stronger focus on efficiency of public spending. In striking this balance, China will need to avoid the predicament which many advanced countries face from unsustainable entitlement programs.

The key elements of such a social policy model—some of which are already emerging—are:

Equitable and effective social services which build human capital for a healthy and productive population. By 2030 China would have an education system that provides an expanded cycle of quality general education for all from pre-primary to senior secondary schooling. The latter would be fee-free, and the former available affordably to all, including subsidies to the most needy. Underpinning this would be an early child nutrition program and expansion of childhood obesity interventions. Building the human capital base will also require a post-general education system that provides a more flexible and demand-driven set of competencies. By 2030, the barriers between technical/vocational and academic educational streams should have been reduced, by more core skills for technical students, more practical and applied higher education, and cross-over between technical to academic streams. The health system would provide more uniform and deeper financial protection against health shocks for all. And the delivery system would be more accountable for the quality and cost-effectiveness of services through provider payment and other reforms. The restructured health system would be less hospital-oriented, and be built around a high-quality primary care network to meet more complex case management needs of non-communicable diseases.

Flexible and secure labor and entitlement policies and institutions which not only promote an internationally competitive workforce but also ensure that workers share in growth and maintain basic protections. Achieving the balance between the interests of workers and employers would require “flexicurity” in the labor market to promote efficient allocation of workers to their most productive use, but also to provide the security to ensure decent pay and conditions which reflect their productivity. This would first require eliminating the remaining barriers to labor mobility with equity, in particular barriers which are related to inherited characteristics. Most critically, the hukou system would have been phased out no later than 2030 as an instrument of allocating social entitlements to the migrant population. Instead, entitlements would be linked to residential permits, stable employment or both, depending on the categories of rights. The higher levels of governments in particular the central authorities need to play a more pro-active role to encourage local efforts of promoting social inclusion of migrant populations, through a common policy framework, financially, and politically. Labor mobility

would be underpinned by a social security system where entitlements are fully portable across the country, and where higher level pooling has reduced the cross-regional disparities. And the burden of taxation on labor would be gradually reduced. In parallel, the wage determination system would be driven more by fair and representative collective bargaining. Finally, China would need by 2030 to have made significant progress towards a longer productive life from its urban workers through higher retirement ages, flexible work arrangements, and life-long learning opportunities.

A basic but secure social protection system which provides for a moderate level of security for all while respecting fiscal constraints. By 2030, China would have full coverage of sustainable pension and health insurance systems, with more reliable security from all schemes and greater integration of all sub-systems. In addition, China would by 2030 have a well-developed system of aged-care and long-term care services which draws upon the human and financial resources of all stakeholders and provides a minimum level of service for the poor. Finally, the safety net for the poorest and most vulnerable would have greater coherence between different parts of the social protection system, which provides acceptable coverage of benefits for poor households and at the same time does not create “poverty traps” for the near-poor.

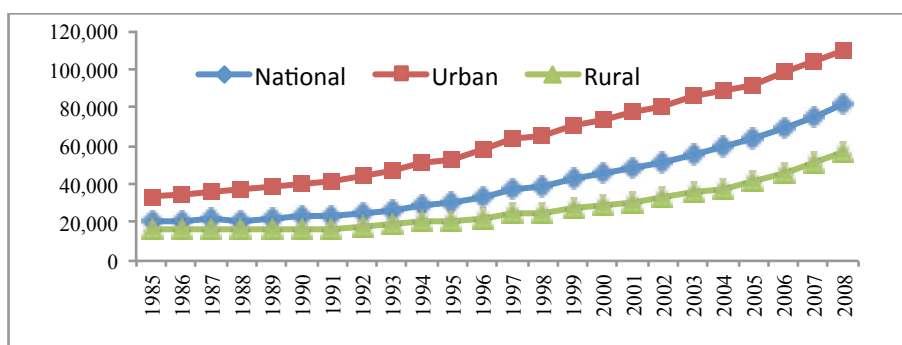
While China’s social policies have achieved some measure of success in the past 30 years, simply doing more of the same is unlikely to be sufficient as it faces new challenges. The more complex challenges require greater collective action across regions and across social groups in situations where interests diverge. They also require shifting emphasis from quantity to quality of services, from input to outcomes of programs, and from government-dominance to co-governance arrangements for social services that are complex to achieve and monitor. In this process, there is a need for greater efficiency in public resource use, but also structural shifts in policies and delivery systems, and recognition that the state cannot “do it all”.

Implementing the necessary social policy reforms will need strong and sustained commitment to manage vested interests within the social sectors and beyond. Current patterns of service provision and outcomes result in divergent interests which are likely to generate resistance to reform among those who benefit from the status quo. As in other countries, this will require careful management of reforms and attention to creating incentives for all stakeholders to support them.

Chapter 1 Challenges for China's Social Development

Since opening up, China has made great strides in social development. Educational enrollments have increased rapidly, with large increases in high school attainment and above. The real per capita stock of human capital has risen rapidly, especially since the 1990s (see Figure 1.1).¹ After the collapse of the rural health system in the 1980s, China has moved actively to rebuild the health delivery network. It dramatically reduced the burden of infectious disease and expanded coverage of basic health insurance to almost all rural and growing numbers of urban citizens. China has also transitioned from an enterprise-based “iron rice bowl” to consolidating a market-compatible labor market and social protection system at a rapid pace. While hukou reform still remains an unfinished agenda, the strict constraints on population mobility have been gradually relaxed to release the largest flow of internal migration ever seen.

FIGURE 1.1 Per capita human capital: national, urban and rural, 1985–2008 (1985 RMB)



Source: China Centre for Human Capital and Labor Market Research (2010).

Despite these successes, China faces new social challenges and risks as it seeks to build a harmonious high-income society, perhaps the key one being the inequalities which have emerged during the reform period. The 11th and 12th Plans recognize the emerging limitations of the current growth model and place greater emphasis on addressing inequality and enhancing the basic security of the population. Part of the rising income and consumption inequality is the “Kuznets effect”—the result of structural change as labor moves from low-productivity and labor-intensive agriculture to higher-productivity and capital-intensive manufacturing. Some inequalities are unintended consequences of market reforms and past failures to deal appropriately with the public goods nature of investments in human development. Others, however, are direct products of policies which institutionalize inequality of opportunity (such as the hukou system) or do not provide an effective framework for addressing inequalities (such as the inter-governmental fiscal system). Overlaying these challenges are ones of rapid demographic and epidemiological transitions, changing social structures, sustained urbanization, and the political economy of reform. Taken together, the challenges strongly suggest that “business as usual” in social policy will be insufficient to address China’s needs in coming decades.

Just as importantly, there are significant challenges of quality and efficiency in education and health services, as well as in social security programs. Problems of quality risk compromising development of human capital and a healthy and productive population. The problems arise

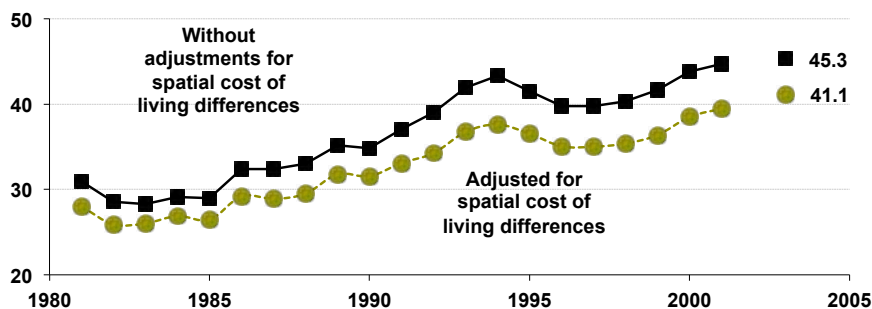
¹The measure of human capital used is the Jorgensen-Fraumeni lifetime income-based approach.

in part from *distorted incentives and market structures*. Public organizations and agencies exercise a monopoly or quasi-monopoly in delivering social services and face little competitive pressure to improve efficiency or quality. And pressure from users of services is also limited due to lack of downward accountability. The revenue and incentive structure in health and to some extent education services encourages public providers to maximize revenues and act as profit-maximizing entities—for example, it is estimated that between a third and half of admissions to hospitals in China are unnecessary, and the average number of days in hospital is double the OECD average,² and school selection fees in urban areas drive a further funding wedge between “key” schools and regular schools.

A. Inequality of outcomes and opportunity

The sustained rise in income inequality during the reform period is a major source of concern. From low inequality in the mid-1980s, income inequality—as reflected by the Gini—rose rapidly to around 0.45 by the mid-2000s (see Figure 1.2), and subsequent analysis suggests that it may have climbed further to 0.49 by 2007.³ The disparities across the whole population are mirrored by large divides between the richest and poorest citizens, with mean incomes in the richest decile over 16 times those of the mean for the poorest decile by mid-decade. The rising inequality reflects greater disparities between urban and rural areas and within rural and urban areas.

FIGURE 1.2 The evolution of income inequality in China since the start of reforms (Gini index of income inequality from 1981 to 2005)

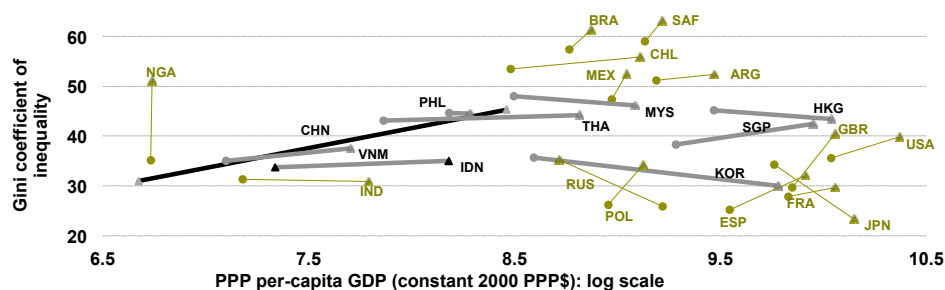


Source: World Bank (2009).

The sustained increase in income inequality places China at the high end of income inequality among Asian countries. While there remain countries with higher income inequality than China—notably in Latin America—few developing countries have seen the rapid sustained increase that China has witnessed since the mid-1980s, and it is already a high income inequality country by Asian standards and those of OECD countries. This can be seen in Figure 1.3. While there may have been a flattening of income inequality in recent years—suggested from example by the rising relative wages of migrants and relative regional growth rates—it remains to be confirmed.

² World Bank (2010) re average length of stay.

³ See Li, Luo and Sicular et al (2011), in Sicular (ed), (2011).

FIGURE 1.3 Global trends in per capita GDP growth and Gini coefficients, 1980s–early 2000s

Source: World Bank (2005), except for China which uses 2003 data. Start and finish year vary by country, but start year early to mid-1980s and end year late 1990s to early 2000s.

Income inequalities are exacerbated by disparities in asset ownership, particularly housing. Housing is estimated to account for around 60 percent of household wealth and for almost two thirds of the inequality of wealth among households.⁴ While nearly all rural and almost 90 percent of local hukou urban households owned their housing by the mid-2000s, fewer than 10 percent of migrant households owned housing in their city of residence in 2007. In addition, while housing wealth increased rapidly for all homeowners between 2002 and 2007, the rate of increase for urban households of 15–20 percent per annum was significantly higher than the 7 percent annual increase of rural households. As a result, per capita urban housing wealth went from 4.5 times that of rural households in 2002 to 7.2 times only five years later, a gap significantly higher than the urban-rural income gap.⁵

Inequalities in incomes are mirrored and driven by major disparities in opportunities for quality social services and social protection. With China's success in expanding access to social services and coverage of social protection, new challenges of equalizing quality of services and depth of financial protection have emerged. Inequalities of opportunity starts early in life and continue into working life. The opportunities for developing human capital, staying healthy, and having a reliable safety net vary greatly in China, depending on whether a person is rural or urban, in coastal or inland provinces, and is a migrant or a local resident in urban areas. In some cases (such as pre-schooling), inequalities are ones of access, while in others (such as general education) the challenge is to promote "equality of quality" and affordability. The hukou system reinforces disparities by imposing high costs of education, health care, and housing for migrant households.⁶ Migrant workers are also less able to access lucrative employment opportunities in the public and SOE sectors, and face greater challenges than local workers in accessing decent work even outside these sectors. Inequalities in basic services have been compounded by lack of social security coverage and/or shallow financial protection for migrant, rural, and urban informal sector workers (e.g., in the scale of protection under NCMS). As a result, secondary distribution is in a number of cases regressive, despite the efforts of recent years to expand coverage. While the authorities recognize and are trying to address inequalities of opportunity, promoting greater equity in coverage and quality of social services and social security is hampered by the highly decentralized nature of financing.

⁴Li and Zhao (2008); Zhao and Ding (2008).

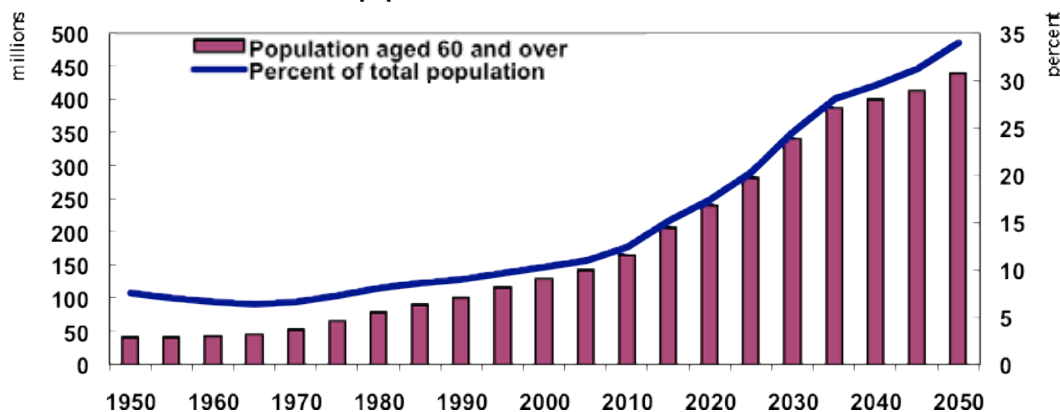
⁵Sato, Sicular and Yue (2012).

⁶See World Bank (2010) for detailed example of differential access to urban public education for migrant children.

B. Rapid demographic transition

China's demographic transition will be among the most rapid ever seen and is an emerging source of economic and social vulnerability. China has experienced the kind of fertility transition over the past 40 years that typically took more than 100 years in developed countries.⁷ With rising life expectancy and the sharp fall in total fertility to only around 1.5, it has “grown old before growing rich”. Looking ahead, the share of people aged 60 and over to total population will accelerate in coming decades, from only around 12 percent in 2010 to almost one quarter by 2030 and over a third by 2050 (Figure 1.4). This would by 2030 give China a population share over 60 only just under the OECD average. As a result, the old age dependency ratio in China will increase at an almost unprecedented rate over the coming decades, with the rural old age dependency ratio rising to over 34 percent and the urban rate to around 21 percent by 2030. The emerging “4-2-1” extended family pattern of four grandparents, two parents and one child will put deepening strains on family support networks.⁸ Aging will also challenge social programs, in particular pensions and health care.

FIGURE 1.4 Number and share of population 60 and over, 1950–2050



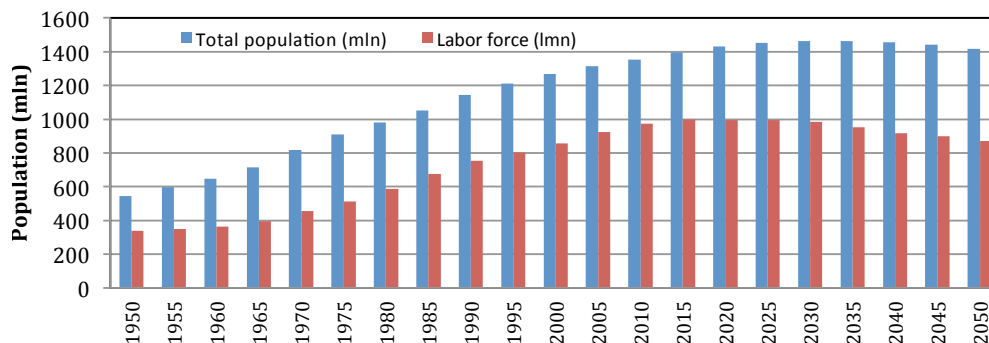
Source: For 1953, 1964, 1982, 1985, 1990, 1993, 2000, 2002 and 2010, National Bureau of Statistics, and for 2020 to 2050 UN 2010 Revision.

The end of the demographic dividend and exhaustion of the rural labor surplus will shift labor market dynamics. A source of growth in the reform era has been an expanding labor force, rising from under 600 million of working age (15–64) in 1980 to around 990 million in 2012. However, this trend will reverse from the middle of the current decade. While the decline in working age population will not really take hold until around 2030, after that there will be a sharp decline in working-age population from just over 1 billion in 2026 to 850 million by 2050 (Figure 1.5). The aggregate decline in labor force is exacerbated by the rapid decline in the rural surplus labor which has until recently provided an unlimited source of cheap labor. Although the precise timing remains disputed, most researchers accept that China is at or nearing the Lewis turning point of exhaustion of the rural labor surplus, and the remaining rural working age population may be too old, sick, or disinclined due to family obligations to migrate to urban areas.⁹ The combined impact of declining labor force, exhaustion of the rural labor surplus, and rapid aging means that productivity growth per worker will become critical as China simultaneously seeks to move up the value chain. At the same time, in the short run, low-skilled workers could benefit from the shift in supply and demand in the labor market, which might provide negative incentives to investments in human capital beyond junior high level.

⁷ Uhlenberg, 2009.

⁸ Cai, et al (forthcoming), including for evidence on emerging strains on family support in rural areas. Commentators have also pointed to the longer term prospect of an 8-4-2-1 family structure.

⁹ A useful symposium on the issue is in China Economic Review (2011).

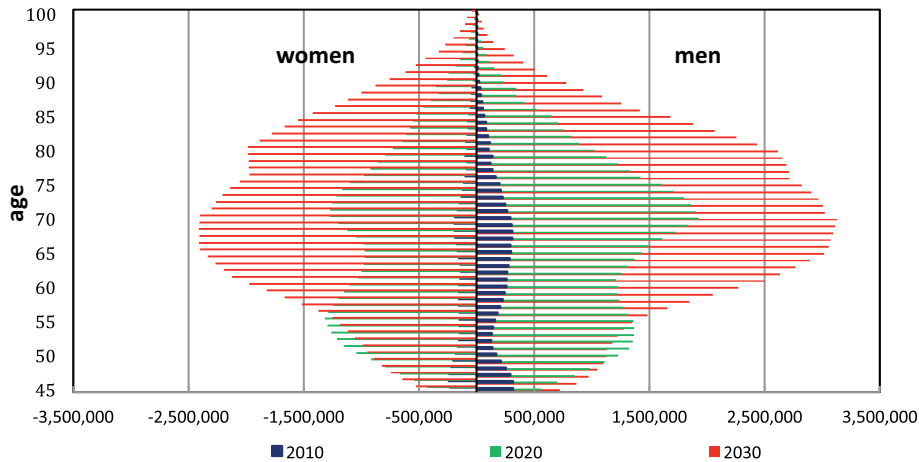
FIGURE 1.5 Total population and labor force, 1980–2050

Source: United Nations Secretariat, World Population Prospects: 2010 Revision.

A further demographic challenge will be managing sustained urbanization. China moved from under 20 percent urban population in 1980 to almost 50 percent by 2010, and is expected to have around two thirds of people living in urban areas by 2030. This has contributed to structural transformation and higher productivity, facilitated by easing of population mobility restrictions in the hukou system. However, the failure to address entitlement reform for migrants through incomplete reforms of hukou and the ongoing challenges of managing farmers losing their land to urban expansion has meant that there remains a fundamental segmentation between the local urban hukou population and the non-urban hukou population. The social compact with migrants in urban areas remains for the most part a different one to that with local urban populations. Disparities in social entitlements that the original population of “floating” migrants was willing to accept will become harder to justify to second generation “permanent” migrants. Deepening reform of the hukou system to reduce social stratification and move towards more equal entitlements for local urban and migrant populations presents major challenges, the resolution of which will have a major bearing on the social and fiscal sustainability of further urbanization.

A final demographic challenge will be sustaining a healthy and productive population in the face of epidemiological transition and the growing epidemic of non-communicable diseases (NCDs). NCDs are already the number one health threat. They account for over 80 percent of the 10.3 million deaths annually and contribute to 82 percent of the total disease burden.¹⁰ And around half of the NCD disease burden is among those of working age, with significant costs to the economy. Urbanization and aging will accelerate a rapid increase in NCD prevalence over the coming decades (Figure 1.6). This will imply a major increase in demand for both curative and preventive health care and will require reorientation of the health delivery system in the face of more complex case management needs. If not addressed, health care costs could escalate rapidly and labor productivity could be compromised. Rapid ageing will make the need for health system reforms even more urgent.

¹⁰Cai et al (forthcoming), *ibid*; WHO (2009).

FIGURE 1.6 Share of population with at least one NCD, 2010–2030

Source: World Bank (2011).

C. Changing social structures and the challenges of response

Besides demographic transition and urbanization, significant changes in social structures have taken place since opening-up, driven by changes in economic and industrial structure, ownership, employment and income distribution, and new social stratification patterns. As for economic structure, diverse ownership patterns and new source of competition have emerged, although the state and collective sectors are still dominant. Social stratification has emerged as a major concern, with the expansion of new economic and social entities driven by private entrepreneurship. Employment opportunities have been created with the emergence of new social strata such as technical and managerial staff employed in private and joint enterprises, and self- and flexible employment. The traditional linkage between citizens through the work unit and even within families has weakened. The resulting diversification of interests and demands of stakeholders, and changing social values reflecting the changes in social structures requires greater efforts to manage conflicts of interests and rebuild consensus on core social values. In recent years, China has attempted to explore new institutional arrangements to build social consensus, but this has to date proven insufficient to cope with the challenges of profound social change.

There is a range of new challenges that China faces as it seeks to achieve the social and economic policy goals that the country has set itself. Some of these challenges are discussed below.

The first challenge is navigating the divergent interests of different stakeholders in the current system. The current patterns of service provision and outcomes result in divergent interests which are likely to generate resistance to reform among those who benefit from the status quo. These divergent interests take many forms. They may be between service providers and users; between state and non-state providers of services; among different categories of users within localities and across space; between the elderly who expect good pensions and affordable healthcare and younger people whose wages are highly taxed; between richer regions which benefit from decentralized financing arrangements and those which would gain from greater equalization of public spending; or between employers, unions and workers. Perhaps the most striking divergence is in the status of urban, migrant and rural populations, where the social contract with the state is in a number of areas fundamentally different.¹¹

In addition, sectoral reforms are likely to encounter the same resistance that they have faced in other countries. For example, increases in the pensionable age and merger of different urban

¹¹The term social contract is not commonly used in China, but is used in this report in the sense of the relationship between the government and its population as originated by Rousseau.

pension scheme will not be welcomed by those approaching retirement or working in PSUs and the civil service. At the same time, reorientation of the health delivery system towards greater reliance on primary care and reforms of provider payment systems is unlikely to be supported by hospitals and specialist doctors which have profited from current arrangements. More generally, efforts to strengthen the role of non-state sector and strengthen citizen voice in oversight of social services may run up against the desire for “business as usual”. The fact that a number of social sector reforms and implementation of central directives have to date not made the desired progress (e.g. higher level pooling of social insurance funds; directives to provide free general education to migrant children; reform of public hospitals) is indicative of the combination of technical and political economy challenges that will need to be navigated in coming years.

A second challenge is coordinating interests across agencies and across regions to overcome fragmentation in policy design and financing and delivery systems. China has fragmentation of policies both between agencies at each level of government, and across space between levels of government. As a result, policies are characterized by systems which are less than the sum of their parts and can lack systemic coherence. In some respects, the emphasis on local experimentation and innovation has served the country well in the reform period. However, the limits of this approach are now revealing themselves, and future progress will increasingly rely on cross-agency and cross-spatial coordination of policy and delivery to achieve more robust and coherent systems, and promote more efficient use of public resources. This can help to achieve as yet unrealized positive externalities in public policy.

A third challenge is addressing concerns about lack of consensus on core social values and social trust. There are frequently expressed concerns that China’s cultural development has not fully matched its economic achievements, reflecting a degree of moral anomie, distorted values of some segments of society, and lack of trust in key social services.¹² Trust in health care providers is among the lowest of public services, with over 40 percent of people not trusting public hospitals and almost two-thirds of citizens reporting that they are suspicious of the medicine industry, reflecting deep concerns about deterioration in professional ethics.¹³ Around one-third of citizens do not trust the educational system. The future of the pension system is also a major concern of urban residents.¹⁴ Surveys of citizen satisfaction find an urban middle class in big cities that is least satisfied of all social groups, citing issues like work stress, the costs of housing, and food safety.¹⁵ Such “soft” indicators of insecurity are confirmed by the high levels of precautionary savings among citizens. China has recognized the urgency of rebuilding moral foundation to guide individual behavior and collective action, but it is at the initial stage in seeking mechanisms to build deeper consensus around core social values.

A fourth challenge is managing rising expectations from citizens of what are appropriate entitlements as China becomes richer. The success of the Chinese economy and the pace of social sector reforms have created rising expectations from citizens that coverage and quality of services will continue to deepen at the same pace as recent years. For migrant populations, the shift in expectations is likely to be even sharper, as the children of first generation migrants have higher expectations of urban hukou and associated entitlements.¹⁶ However, with the likelihood of slowing growth in the medium term, China will inevitably face the dilemma seen in many OECD countries of setting a sustainable level of entitlements. The pace of wage growth, deepening financial protection from social insurance, and rapid expansion of the education system and other social reforms will inevitably slow also, and these adjustments will require careful expectations management by the authorities.

¹² See Zhou, Strengthening and Improving Social Management and Promoting Social Stability and Harmony, *People’s Daily*, Oct. 25, 2006. See also resolutions of the 6th Plenary session of the 17th CPC Party Congress.

¹³ See Wang et al, *Blue Book of Social Mentality* (2011).

¹⁴ Ru et al, (2011).

¹⁵ See report in *China Daily*, March 18, 2010 on results of happiness survey of 70,000 Chinese residents.

¹⁶ See CASS, *Report on China’s Migrant Population Development* (2011), based on surveys of nine large cities in 2009 and villages in 20 provinces in 2010.

Despite the potential obstacles to social development, China has solid potential to address the above challenges. First, there is clear political commitment to address inequality of opportunity and to deepen security, and many policy initiatives to extend coverage and quality of services. Second, robust and sustained fiscal growth means that China is likely to have the resources to realize its policy goals, though this will require improved efficiency in social spending to translate increased resources into improved social outcomes. Finally, a strong tradition of local level experimentation provides ongoing lessons on how to turn policy commitments into better and more equal social outcomes.

D. Conclusion

The issues of inequality of opportunity and outcomes and lack of security are recognized by the Chinese authorities, but there are significant challenges in managing the demographic and social transitions and trade-offs. This needs synergy among macroeconomic, fiscal, labor market and social policies as China seeks to promote a more equal, high-income, and harmonious society. The rest of this report highlights the priority social sector reforms that will be needed. Many reforms are already starting to be addressed by Chinese policymakers, but others have not to date received the attention they may deserve. For both types of policies, the key issue is “how”—prioritizing and sequencing reforms, managing the inevitable resistance from certain players, and coordinating financing and actions across different parts of China and for different social groups to realize the public goods benefits of social sector investments.

The transition toward a high income harmonious society will create a new set of social policy challenges which are in many ways more complex than those it has faced to date. They require for example greater collective action across regions and across social groups in situations where interests diverge. They also include shifting emphasis from quantity to quality of services, from input to outcome of programs, and from government-dominated to co-governance of providers and users that are complex to achieve and monitor and where there are no easy answers from the experience of richer countries on a single “right” approach. “Doing business as usual” will be insufficient to achieve its socioeconomic development goals.

Chapter 2 Equality of Opportunity with Security: Goals and Principles

In response to the social and economic challenges facing China over coming decades, this report argues that it needs to pursue social policies that promote “Equality of Opportunity with Security.” Simply stated, all citizens should have: (i) equal opportunities to access public services and contribute to the country’s prosperity, not limited by the circumstances of place of birth, gender, or other factors; and (ii) basic security from deprivation, for reasons of social equity (or harmony), to prevent any irreversible loss of human potential and to promote economic freedom of the population.¹⁷ A combination of policies can promote both sustained productivity growth and a reduction in inequality to help ensure the social cohesion and stability to underpin growth. Chinese policymakers will confront difficult trade-offs as they seek to realize their social policy goals and their choices will require greater clarity on the underlying principles of reforms. This chapter first outlines overarching goal and vision for social policy reform in China by 2030, before discussing the guiding principles in implementing those reforms. It then elaborates on three key cross-cutting issues which will be critical as social sector reforms evolve over the coming decades. Detailed discussion of the reforms and their prioritization and sequencing follows in Chapters 3–5.

A. The Goal and Vision for social development and policies for China 2030

In light of its social and economic challenges, the overarching goal of China’s social development between now and 2030 would be progressive achievement of equality of opportunity with basic security for all. While China’s social development has made notable progress in the past 30 years, simply doing more of the same is unlikely to be sufficient as it faces new challenges. “Business as usual” will increasingly reveal its limitations, as the Chinese authorities have recognized in the 12th Five Year Plan. The goal of equality of opportunity with basic security is not only fundamental to achieving greater equity in China, but would also contribute to sustaining growth by deepening the human capital base, ensuring a healthy and productive workforce, promoting a more efficient allocation of labor, and reducing overly high precautionary savings as people are more confident of the public safety net.

Underpinning the social development vision will be the need to develop consensus on a common set of underlying values. These include social equity and justice for all, independent of place of birth or other characteristics; acceptance that society should help meet basic needs for all, especially the poor and vulnerable, in order to promote social cohesion; maintenance of a strong work ethic and avoiding welfare dependency; respect and care for family members, in particular the elderly and disabled; developing the professional ethics of service providers, both public and private; and sharing of responsibilities among the state, communities, families, social organizations, and the private sector.

Looking toward 2030, two fundamental questions for Chinese policymakers in formulating its vision of social policy are: what type of social contract they envision with the population as China moves towards high income status, and what would be the respective roles of the state, communities, households and individuals, and the private sector in achieving that goal. There is no “right” answer to the social policy model that high-income countries choose.¹⁸

¹⁷ See World Development Report 2006 for an elaboration of the general framework.

¹⁸ At one end of the spectrum, the social democratic welfare states of Scandinavia have a dominant role of government in providing highly equal access to high quality social services and social protection. In contrast, the “liberal” welfare state model exemplified by United States relies more on market-based approaches and may have higher tolerance for differential access to and quality of social services and social protection. In between

The ultimate approach for China has the opportunity to benefit from its particular blend of social and economic characteristics. One characterization of such a model is the “active welfare society” or “developmental welfare model” which draws on the strengths of government, the non-state sector (commercial and not-for-profit), communities and households.¹⁹ Such a model would promote human capital development, provide basic social welfare but avoid welfare dependency, and contribute to growth and development.

The goal of equality of opportunity with basic security provides a vision for social sector policies and outcomes in 2030 which would include:

- **Equitable and effective social services which build human capital for a healthy and productive population.** Based on the experience of OECD and successful middle income countries, by 2030 China would have an education system that provides an expanded cycle of quality basic education which is accessible to all, starting in pre-primary and continuing to the end of senior secondary schooling. Senior secondary school would be fee-free as it is in most high income countries, and pre-primary schooling available affordably to all, including subsidies for rural, migrant and poor children as needed. Underpinning this would be an early child nutrition program which ensures that children have a sound cognitive base to maximize individual and societal returns to education, and over time also addresses the health risks of rising childhood obesity. Building the human capital base for the higher value-added China will also require a post-basic education system that provides a more flexible and demand-driven set of competencies for young people. By 2030, this would see a post-basic education system where the barriers between technical/vocational and academic educational streams are reduced, by extending the period of development of core competencies for technical students,²⁰ building a more practical and applied higher education curriculum in universities, and allowing for cross-over between technical to academic streams within an over-all qualifications framework. In order to have a healthy workforce and promote healthy aging, the health system would provide more uniform and deeper financial protection for against health shocks for its population, with general revenues financing likely to play a bigger role in total health funding. And the delivery system would have providers who are more accountable for the quality and cost-effectiveness of services through provider payment and other reforms. The reformed health system would be less hospital-oriented than at present, and will be built on a high-quality primary care network that is able to meet more complex case management needs of non-communicable diseases. Case management would also involve greater coordination of patient care across levels of the health system. Both health and education services would have institutionalized mechanisms for citizen voice to promote accountability and inclusiveness.
- Flexible and secure labor and entitlement policies and institutions which promote an internationally competitive workforce where workers continue to share in growth and have labor protection. Achieving the balance between the interests of workers and the need for competitiveness would require “flexicurity”, i.e. a labor market which has the flexibility to promote efficient allocation of workers to their most productive use, but also provides the security to ensure that they have decent pay and conditions which reflect their contribution to productivity. This would first require eliminating the remaining barriers to labor mobility with equity, in particular barriers which are related to inherited characteristics. Most critically, the hukou system would have been phased out no later than 2030 as an instrument of allocating social entitlements to the migrant population. Instead, entitlements would be linked

lie the “conservative” welfare state models of other European countries, the “productivist” welfare states of richer East Asian countries, and hybrid models in countries such as New Zealand and Australia. Each model exhibits considerable diversity. Esping-Andersen (1990); Arts and Gelissen (2009). Re East Asian models, Holli-day (2000).

¹⁹ See DRC presentation, June 2011.

²⁰ Core competencies include communication skills, team work and problem solving.

to residential permits, stable employment or both, depending on the categories of rights. The higher levels of governments in particular the central authorities need to play a more proactive role to encourage local efforts of promoting social inclusion of migrant populations, through a common policy framework, financially, and politically. Labor mobility would be underpinned by a social security system where entitlements are fully portable across the country, and where higher level pooling has reduced the cross-regional disparities in social insurance protection. And over time, the burden of taxation on labor relative to other factors of production would be reduced. In parallel, core labor market institutions would have matured. Key among these would be a wage determination system which is driven less by administrative direction and more by collective bargaining where the interests of workers, employers and the state are fully represented. Finally, China would need by 2030 to have made significant progress in providing for a longer productive life from its urban workers. Retirement ages would be significantly higher than at present, flexible work arrangements would make continued work more attractive, and life-long learning opportunities for workers would help to reduce the depletion of their human capital as they age.

- **A basic but secure social protection system which provides for a moderate level of security for all while respecting fiscal constraints.** By 2030, China would have fully coverage of pension and health insurance systems, with integration of currently separate sub-systems among different segments of population (rural, urban, migrants) and across different segments (civil servants, PSU employees, workers, and residents). Differences in levels of benefits would remain, but the achievement of national pooling for pensions and provincial or national level pooling for health insurance would give more leeway for policymakers to equalize basic benefit levels across the country. In addition, general revenues financing would play an ongoing important role in both pensions and health, through subsidies to rural and urban informal populations, and tax-based incentives to formal sector workers to participate in supplementary. In addition to pensions, China would by 2030 have a well-developed system of aged-care and long-term care services which draws upon the human and financial resources of the government, the non-state sector, communities, and households and prioritizes a minimum level of service for the poor. Finally, the safety net for the poorest and most vulnerable would have greater coherence between different parts of the social protection system so that it assures adequate and affordable minimum coverage of benefits for poor households but also ensures that the near-poor are not disadvantaged and that “poverty traps” are not created.

B. The implementing strategy for social policy reforms

In order to achieve the goal of equality of opportunity with basic security and the vision of outcomes for 2030 outlined above, key principles underlying social policy reforms should include:

- *Promote macroeconomic and structural reforms.* Social policy reforms should be consistent with, and ideally promote, macroeconomic and structural reform goals. China is pursuing several key macro and structural directions, including rebalancing of the economy toward higher domestic consumption, reducing distortions in factor markets, moving up the value chain in production, and rural-urban integration. Different social policy choices may promote or hinder achievement of these goals, and assessing their contribution to macro and structural reform goals is vital.
- *Ensuring efficient and sustainable use of public resources.* Social sector reforms should be consistent with fiscal constraints and promote a more efficient use of public resources. The rapid growth in fiscal resources in recent years has diluted the emphasis on efficiency in use of public resources in the social sectors. With overall and revenue growth likely to slow in the medium term, there will be an increased premium on efficient use of public resources.
- *Promote co-responsibility and citizen voice.* As in many areas of economic policy, social policy reforms should be guided by the principle that the state cannot “do it all”, and should

seek to promote deeper participation of stakeholders such as communities, non-governmental organizations, and the non-state commercial sector. This will require new and more differentiated roles for the state, not only as a provider and funder, but also as a regulator and facilitator.

- *Support and cultivate prevailing cultural values, social institutions and practices.* Effective and efficient social policies need to be designed with close attention to prevailing cultural values and practices. In China, the role of the family is of particular importance, but has not always been taken into account in formulating public policies (e.g. absence of survivor pensions; individualized health insurance coverage; hukou policy which creates split families and left-behind children). Ensuring a mutually reinforcing interaction between public policy and private behavior is thus vital in terms both of social harmony and in terms of economic efficiency.
- *Aligning policy reforms and implementation capacity.* The pace of social policy reform in China since the 1990s has been breath-taking. But delivery systems have often struggled to keep pace with policy reform, and the gap between policy and implementation has been highly variable across the country. The substance and sequencing of social policy reforms should be consistent with implementation capacity to avoid a mismatch between policy commitments and on-the-ground delivery. This will also promote policies which are simpler to understand and less prone to abuse.
- *Combining bottom-up with top-down reforms in a systematic way.* Chinese social policy has benefited from local piloting and innovation, both by government and the non-state and community sectors. This has often been a fertile testing ground for subsequent national policies. At the same time, it has sometimes resulted in fragmented approaches and implementation mechanisms across regions which can make subsequent consolidation of policies and delivery systems challenging (e.g. information systems; overly localized pooling of social insurance). A more systematic linkage of bottom-up local pilots and national policies can ensure that fragmentation is reduced and that national policies take into account local variation.

C. Key cross-cutting issues in social policy reform

As China's social reforms evolve, there are a range of cross-cutting themes and trade-offs which policymakers will seek to address. Four in particular deserve elaboration in light of the above guiding principles of reform:

(i) Financing and efficiency in social programs:

A first key issue is financing of the social sectors, where existing programs, planned reforms and demographic transition will drive significantly higher social spending over coming decades. The transition from middle- to high-income status exhibits an almost universal increase in the size and share of public spending devoted to the social sectors, in particular social security programs and related services, especially for the elderly. For example, public spending on pensions alone accounted for over 10 percent of GDP on average in OECD countries in 2008. Similarly, there is ever-higher public spending on health care in OECD countries, averaging over 7 percent (and rising) across the OECD in 2008.²¹ China's recent health expenditure trajectory suggests that it will not be immune to such an effect. Even among middle income countries, China's social spending is significantly lower than large MICs such as Brazil, Russia, and Turkey. In China's case, it faces the double fiscal pressure of its demographics and policy commitments to rapid coverage expansion of pensions, health insurance, and higher levels of education.

²¹ OECD, Society at a Glance (2011). Hofmarcher et al (2009), How Expensive is the Welfare State? See also Economic Restructuring report for benchmarking of social spending among OECD countries.

In assessing the appropriate future level of social sector spending, the impact of increased government social spending on consumption is an important additional effect to take into account. A contributory factor to China's high households savings rates is the need to "save for a rainy day" due to the historically high burden of private health and education spending and the under-developed social protection system. IMF research finds that: (i) every 1 yuan of incremental public spending on health results in a 2 yuan increase in the consumption of urban households; and (ii) that an increase in social spending of 1 percent of GDP spread evenly across health, education and pensions results in a 1.25 percent increase in household consumption as a share of GDP, with the consumption impact highest for incremental spending on pensions and health. These results are consistent with observed behavior among rural households, where savings rates are significant lower among those with social insurance.²²

While social spending will increase, international experience also suggests that the expansion of social sector spending requires a close eye on fiscal constraints to avoid unsustainable commitments. Projections done for this report suggest that by 2030 public spending on pensions as a share of GDP could double and public spending on health increase by over 50 percent simply as a result of demographic trends (Figure 2.1).²³ If policy commitments to expansion of pension coverage to rural and urban informal workers, and to expanding enrollments at higher levels of education are taken into account, the increases could be significantly higher (Figure 2.2). While it is stressed that the projections are at best indicative, even the "base case" growth due to pure demographics suggests a need for reductions in other elements of public spending and expansion of new revenues to accommodate social obligations as the population ages. They also confirm the critical role of ongoing reform of the urban pension system.

FIGURE 2.1 Base case demographic impact on social spending, 2009 policies (% GDP)

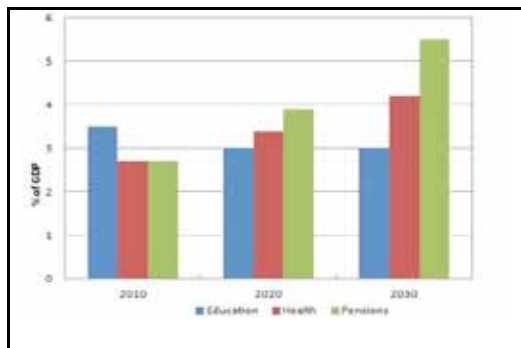
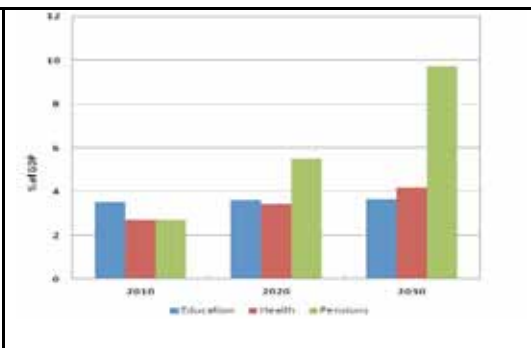


FIGURE 2.2 Indicative social spending with current policy targets (% GDP)



Source: Chen and Mason (2011), using National Transfer Accounts for China. Expenditures based on age-specific spending with 2009 policies, demographic and GDP projections. For GDP assumptions, see Supporting Report 1. Note: Education does not include pre-school education spending.

While social spending is certain to increase, ensuring that it achieved the desired social and economic outcomes will require a range of efficiency-enhancing reforms. At present, there are inefficiencies in delivery models in the social sectors which dilute the impacts of incremental spending. The most notable is in the health sector, which has an over-reliance on hospital-based care and under-emphasis on primary and preventive care. Neither helps to address the high and

²² Barnett and Brooks (IMF, 2010), and Baldacci et al. (IMF, 2010). Cai, Giles et al (forthcoming) re rural savings.

²³ The projections are done using National Transfer Accounts (NTA) modeling assuming constant real age-specific unit costs for social services and pensions by age cohort over time and overlaying China's demographic trajectory for the base case. The "explicit targets" scenario overlays the base case with policy commitments already made by the authorities to expand coverage of social programs (e.g. rural and urban resident pensions; expanding senior secondary and higher education). See Mason and Chen (2011).

increasing burden of NCDs. Similarly in the area of pensions, negative real interest rates on individual accounts contribute to falling financial protection in old age, despite the continuation of high pension contribution rates. In these and other areas of social spending, simply putting more money into existing systems will have limited impact without continued structural reforms. Achieving such efficiencies will also require a further shift in administrative systems to promote accountability for results through better performance monitoring and introducing a more rigorous system of impact evaluation for public programs.

(ii) Co-responsibility in service delivery and citizen voice

A second cross-cutting issue is how China can evolve toward a more diverse model of social service provision with new roles for the state and co-responsibility with the non-state sector and households. To date, the public sector has been dominant as the main provider of social services, with a limited role for non-state provision and a circumscribed role for citizen participation and voice. Looking ahead, the state cannot and probably should not “do it all” as it seeks to provide a wider and deeper range of social services and social protection programs. The experience of OECD countries suggests a range of innovations in unbundling financing, provision, and regulation of social services which China could benefit from exploring and incorporating into national policies. Such approaches open up new roles for non-state sector provision and public-private partnerships in social sectors: from hospitals and clinics, to pre-schools and universities. In some fields, such diversification may also benefit from enhanced partnerships with international players, who can accelerate the adoption of good international practices. Plurality of service provision also offers a greater role for communities and the non-governmental sector which pilot experience in China and international experience suggests have an important role to play, often with financial support from the state. Achieving plurality of social service provision while ensuring quality will require the state to assume more complex roles in licensing, accreditation and regulation of providers. Developing regulatory capacity in particular will be challenging, as historical challenges in achieving effective regulation in areas such as pharmaceuticals, food safety, and pension and housing fund management demonstrate. It will also require in some areas a willingness to “step back” from micro-intervention in the operations of social services and focus instead on setting rules-based policy and regulatory frameworks and set of incentives.

A related direction which will underpin social policy is the need for promoting greater citizen participation and voice in social sector programs. A fundamental element of promoting accountability in social sectors is moving to a more rule-based system where access to quality public services is based on policy and progression in employment and education is based on merit or need rather than connections or wealth. There is an important and largely unexplored role for “bottom up” accountability in promoting such a vision, through an increased role for people in monitoring and managing social services. Historically, citizen voice in the operation of social services has been limited, though localized innovations are spreading.²⁴ Increasing citizen participation in basic service delivery will require new ways of doing business for service providers, and is also consistent with greater sharing of responsibilities in service provision.

(iii) Aligning the roles of levels of government to promote equalization

A third cross-cutting challenge in reorienting social policy is the need to re-examine the roles of the central and sub-national authorities in promoting greater equalization of social services. Promoting greater equality of opportunity is likely to involve a stronger role over time for central financing in redistribution of spending over space across China. It will also require a stronger role for the centre in setting national policy frameworks in areas such as hukou reform

²⁴Gong and Yu (2011).

and management information systems where collective action is needed. However, current inter-governmental fiscal arrangements and the incentives of local authorities make progress challenging. The national authorities have already moved in this direction with central funding of rural education, pension subsidies for rural workers and urban residents, and subsidies to health insurance premiums. But financing remains highly decentralized by international standards and disparities in quality of social services and the level of financial protection from social insurance remain high. Directions for reforms of the inter-government fiscal system are discussed in the Economic Restructuring report.

(iv) Strengthening institutional coordination

In order to improve social outcomes, it will be vital to strengthen intra- and inter-sectoral coordination in policy development and delivery of social services. As economies get richer and aged, effective social services increasingly require better intra- and inter-sectoral coordination. For example, within health services, coordination of care across levels of service is critical for managing NCDs, and for education the boundary between TVET and academic streams becomes more porous. Across sectors, new needs like long-term care require inputs from social welfare, health and other agencies, while labor policy for older workers requires coordination of social security and training initiatives. Developing an administrative system of cross-sectoral coordination requires the transformation of government functions and responsibilities.

D. Conclusion

There is increasing consensus on the goals and vision of social policy reform in China, but less clarity on how to reach them and how to navigate the obstacles that lie ahead. The following chapters discuss in detail the current situation and possible elements of reform in the following areas:

- *Expanding opportunities for all.* The report proposes action in four areas: (i) expanding public investments in early child nutrition and education, especially for rural and poor children; (ii) promoting “equality of quality” in compulsory education among different areas and social groups and extending affordable access to post-compulsory education by universalizing free senior secondary education and reforming TVET and university education, including reducing the barriers between technical and academic streams; (iii) accelerating reforms of health financing and provider incentives and rebuilding China’s primary care system as the basis of a system of coordinated care across levels of care to manage the epidemic of non-communicable diseases (NCDs) and avoid uncontrolled cost escalation of health services; and (iv) enhancing citizen voice and participation in the delivery and oversight of social services, and enhancing the role of the non-state sector as service providers.
- *Developing a flexible but secure labor market.* To achieve this balance, the report proposes: (i) lowering barriers to mobility by ensuring the portability of pension and social security rights; (ii) phased reforms of the hukou system; (iii) ensuring that older urban workers do not exit the labor force prematurely, through pension system reforms, more flexible work arrangements, and expanded training opportunities; and (iv) building and reforming labor market institutions, in particular in the areas of labor taxation and wage determination policy and practice.
- *Enhancing security and helping people better manage risks.* Helping them manage these risks requires: (i) structural reforms of the pension system so that people have adequate support in old age from a sustainable system, as well as deepening financial protection from health insurance; (ii) expanding pension coverage, in particular for rural citizens, migrants, and informal sector workers in urban areas; (iii) expanded aged and long-term

care provision; and (iv) greater coherence across different elements of the social protection system to avoid poverty traps.

The scope and depth of social policy reforms points to the need for prioritization and close attention to sequencing of reforms within and across policy spheres. This will require a process for agreeing the top priorities, and decisions on what is possible over the short, medium and longer terms given fiscal constraints, implementation capacity, and political economy challenges. The following chapters suggest a possible sequencing of reforms which takes account of the constraints.

Chapter 3 Expanding Opportunities and Deepening Human Capital

All people need equal opportunities to access quality, affordable education and health services if China is to build the human capital base to reach high-income status by 2030 and share prosperity in a socially sustainable manner. The vision for 2030 for China's social services is discussed in Chapter 2. This chapter outlines policies to achieve this vision, proposing action in six areas:

- Ensuring that all children get off to a good and more equal start in life by expanding public investments in early child nutrition and education, especially for rural and poor children.
- Narrowing the disparities in basic education quality across space and social groups and extending free access to senior secondary education in a phased manner that is consistent with fiscal possibilities.
- Deepening reforms of technical/vocational and higher education to promote a workforce that has competencies which are relevant to the current labor market but also sufficiently flexible to adapt to the rapidly changing needs of the future labor market.
- Moving from an emphasis on treatment of disease to health promotion, which will require rebuilding China's primary care system to manage its new disease burden—particularly the epidemic of NCDs—and reorienting delivery systems away from over-reliance on hospital care through incentives to promote use of primary care.
- Deepening reforms of financing and purchasing of health care services in order to promote more equal health services for all citizens and ensure that the system provides quality services in a more cost-effective manner.
- Increasing the role of the population in oversight and some aspects of management of education and health services at the grassroots level to promote citizen voice and accountability.

An important cross-cutting theme in implementing the above policy and institutional reforms is diversifying the roles of state and non-state players in order to promote greater plurality of social service provision. To date, the public sector has been dominant across the social sectors as the main provider of services, with a limited role for non-state provision and a circumscribed role for citizen participation and voice. A key insight from international experience is the potential for unbundling the financing and provision nexus in social services, exploring diverse options including public financing with private provision and public financing through demand-side interventions. If China is to realize its ambitious social service expansion and quality enhancement goals within its fiscal constraints, an expanded role of the non-state (for profit and not-for-profit) and community sectors will be essential. This in turn will require new roles for the state as a regulator, providing licensing and accreditation systems and quality assurance for all providers.

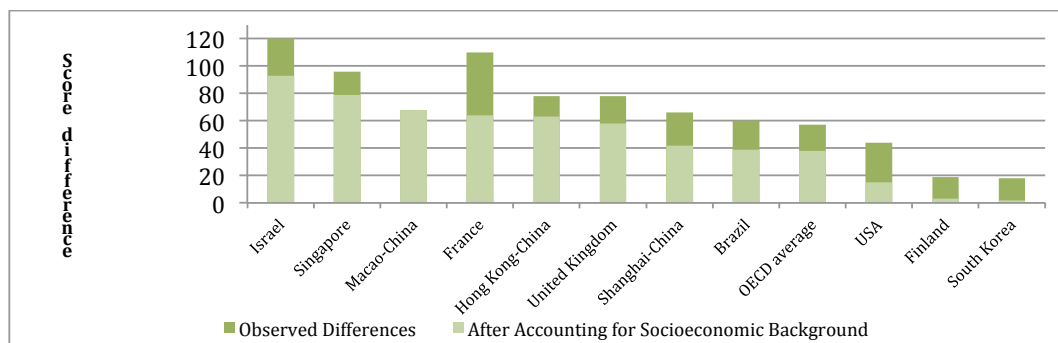
A. Running from the same starting point: Early Child Development and Education (ECDE)²⁵

Evidence from developed and developing countries finds that investing in ECDE yields high economic returns, is the most cost-effective strategy to break inter-generational transmission

²⁵ Early child development and education (ECDE) covers parents and children from conception to 6 years old with a range of interventions including: (a) nutritional and health care interventions for young children and mothers to ensure optimal physical and cognitive development; (b) early education programs—institution, community, and/or home-based—which aim to improve school readiness skills, including language, numeracy, and psychosocial skills; and (c) parenting and caregiver education and counselling.

of poverty, and improves productivity and social cohesion.²⁶ An example can be seen in PISA test scores for children attending at least one year of pre-primary school, which are significantly higher across the developing and developed worlds compared to those of students without such schooling.

FIGURE 3.1 PISA score differences between students with at least one year pre-primary education and students without



Source: OECD (2010).

Poor nutrition in childhood has immediate and serious impacts on children's health and educational performance, which can have lasting deleterious effects. Anemia results in cognitive impairment, altered brain function, and physical impairment.²⁷ Apart from direct and immediate effects, poor child nutrition has been shown in developed and developing countries to have serious negative consequences for educational performance.²⁸ Negative consequences of poor childhood nutrition can also be seen in adult health, human capital, and productivity during working life. In China, the Center for Disease Control and Prevention found that for every 1 percent of low height-for-age, physical productivity in adulthood is reduced by 1.4 percent.²⁹

(1) Current Status and Challenges in ECDE

(a) Poor nutrition among plenty for China's rural children

While China has made significant progress on child nutrition outcomes, it continues to face a major unfinished agenda in poorer provinces and poor rural counties nationally, especially for very young children.³⁰ Both national figures and studies within central and western provinces indicate that a substantial challenge remains in addressing early child nutrition. Data from the China Household Nutrition Survey over the past decade confirms overall progress but also large remaining disparities. Stunting affected over 20 percent of children under 5 years of age in poor rural counties, more than twice the national average in 2010 and almost six times the national urban rate.³¹ Similarly, anemia rates among very young children in poor rural areas

²⁶High rates of return to investments in ECDE can be seen in studies from the United States as well as developing countries, including Colombia (ECDE attendees 100 percent more likely to be enrolled in later grades), Turkey (20 percentage points higher school enrollment in teens), and Bangladesh (58 percent better performance on standardized tests).

²⁷Yip (2001) for a review of research.

²⁸Jukes et al (2008).

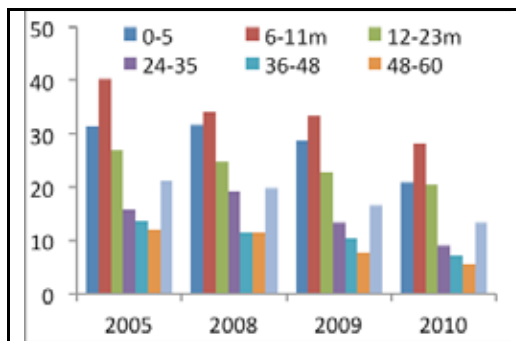
²⁹Chen et al (2010).

³⁰There were until late 2011 592 poor counties in China, where around 20 percent of the country's population lives, though this increased with the raising of the rural poverty line in December 2011.

³¹According to WHO, stunting rates over 20 percent are considered medium level globally, and 40 percent anemia prevalence is "severe".

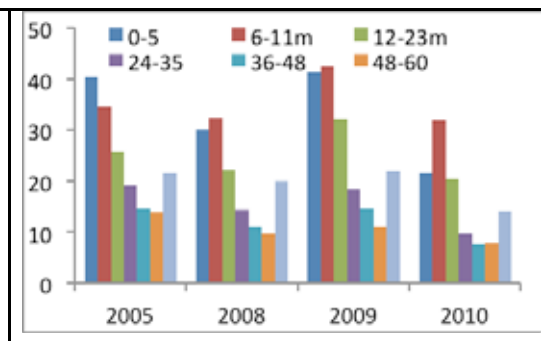
remained stubbornly high from 2005–2010, especially for children 0–12 months of age, with anemia rates of over 40 percent in poor rural counties in 2009 (Figures 3.2 and 3.3).³²

FIGURE 3.2 Anemia prevalence in rural children under 5 years of age, in months (%)



Source: CHNS, various years.

Figure 3.3 Anemia prevalence in children under 5 years of age in rural poor areas, in months (%)³³



Source: CHNS, various years.

Looking ahead, an emerging challenge in child nutrition is rising rates of obesity, a problem that Chinese evidence suggests get worse with rising wealth. In 1980s, child overweight and obesity children were not a big issue, with obesity only 0.2 percent for boys and 0.1 percent for girls. But the prevalence rates of overweight and obesity have increased rapidly since mid 1990s, especially in big cities. By 2005, the prevalence rate among 7–18 year olds was 7 percent and 3.6 percent for males and females respectively in urban areas, but significantly higher for the younger children in the range at 10.6 and 5.1 percent for 7–9 years old boys and girls respectively. Twice that share was overweight. Both levels and rates of increases in childhood obesity also show regional variation, with rates in coastal provinces increasing faster than in central and western provinces from 1985–2005.³⁴

TABLE 3.1 Prevalence of Overweight and Obesity of Students 7–18 Years Old in Urban and Rural China, 2005 (%)

Age	Urban Areas				Rural Areas			
	Male		Female		Male		Female	
	Overweight	Obesity	Overweight	Obesity	Overweight	Obesity	Overweight	Obesity
7-9	12.6	10.6	8.0	5.3	6.3	4.4	4.8	2.8
10-12	16.1	8.3	7.1	4.4	7.7	3.2	3.6	2.1
13-15	12.3	5.3	7.5	3.0	5.4	2.1	4.8	1.3
16-18	11.3	4.3	7.2	1.7	5.4	1.5	5.5	0.6
Average	13.1	7.1	7.4	3.6	6.2	2.8	4.7	1.7

Source: Ji (2008).

³²See WHO Global Database on Anemia, various years. While the comparison of the very youngest in poorest counties in a crisis year with the cohort 6–60 months in other countries can be misleading, it is nonetheless instructive to note that the poor county anemia rates for the very young in 2009 were equal to or above the most recently available rates for 6–60 month children in Afghanistan (37.9% prevalence in 2004), Egypt (29.9% in 2000), Guatemala (38.1% in 2002), Namibia (40.5%), Tajikistan (37.7% in 2003), and Vietnam (34.1% in 2000–01).

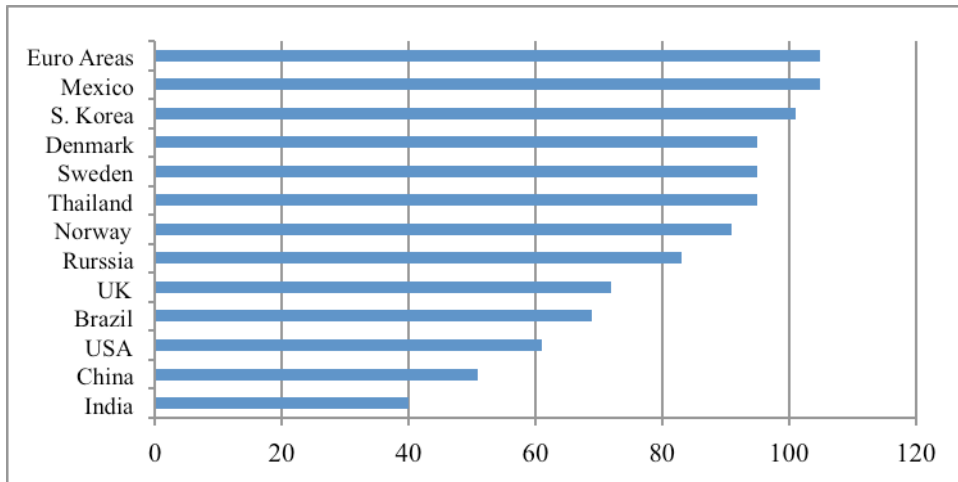
³³Notably, the data shows volatility in the anemia rate in the short period 2008–10 in rural poor counties—particularly among children 0–2 years of age—where anemia rates rose by between 31–45 percent in a single year from 2008 to 2009 then dropped below 2008 levels by 2010. This spike was presumably a consequence of the global financial crisis. Given the long-term effects of nutritional deprivation, both the average levels and their fluctuation are real causes for concern.

³⁴Ji, et.al. (2004); Ji (2007); Ma and Wu (2009). While obesity levels as measured by the CHNS are notably lower, rates still increased by more than four times in the 1980s and 1990s. Li et. al (2008). For comparison, in the mid-2000s, the national rate of childhood obesity in the USA was around 11 percent. Dehghan et al (2005).

(b) Pre-primary education—behind before starting

China’s coverage rates for pre-primary education (ECE) are well below those of high—and a number of major middle-income countries and vary widely between urban and rural areas. In 2009, around 51 percent of Chinese children attend any ECE, a share that is well below emerging economies such as Mexico and Brazil. The ECE coverage averages in China disguise wide disparities between rural and urban areas: while coverage in urban areas nationally was around 80 percent in 2009, it was only around 30 percent in rural areas. The rural average is well below the national average for India, which had ECE coverage of 40 percent in the late 2000s (Figure 3.4).

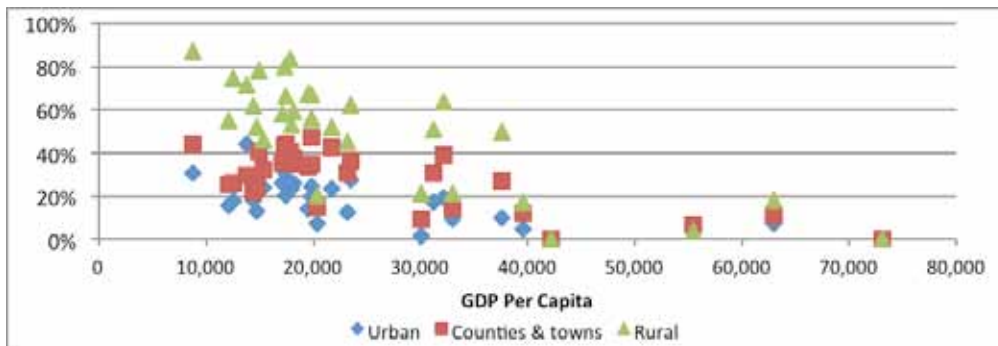
FIGURE 3.4 International comparison of coverage of nursery/kindergarten for 2–5/6 year olds (%)



Source: OECD (2008), and China 2009 in World Bank (2011).

Just as importantly, among those enrolled in pre-primary, the *length* of pre-primary education in rural areas is well below that in cities and towns. Urban children have a much earlier start in the education system, and children in counties and towns have an earlier start than their rural peers. In 2008, about 48 percent of enrollment in pre-primary in rural areas was in one-year only classes, and the share goes as high as 87 and 83 percent in Guizhou and Ningxia, respectively (Figure 3.5). In contrast, one-year pre-primary enrollment is only 13 percent of total pre-primary in urban areas and 25 percent in county towns. In terms of the general education system, rural and migrant children—particularly in poor areas and households—are “behind before they start.” International evidence shows that such early educational deficits are very difficult to overcome in terms of later school performance.

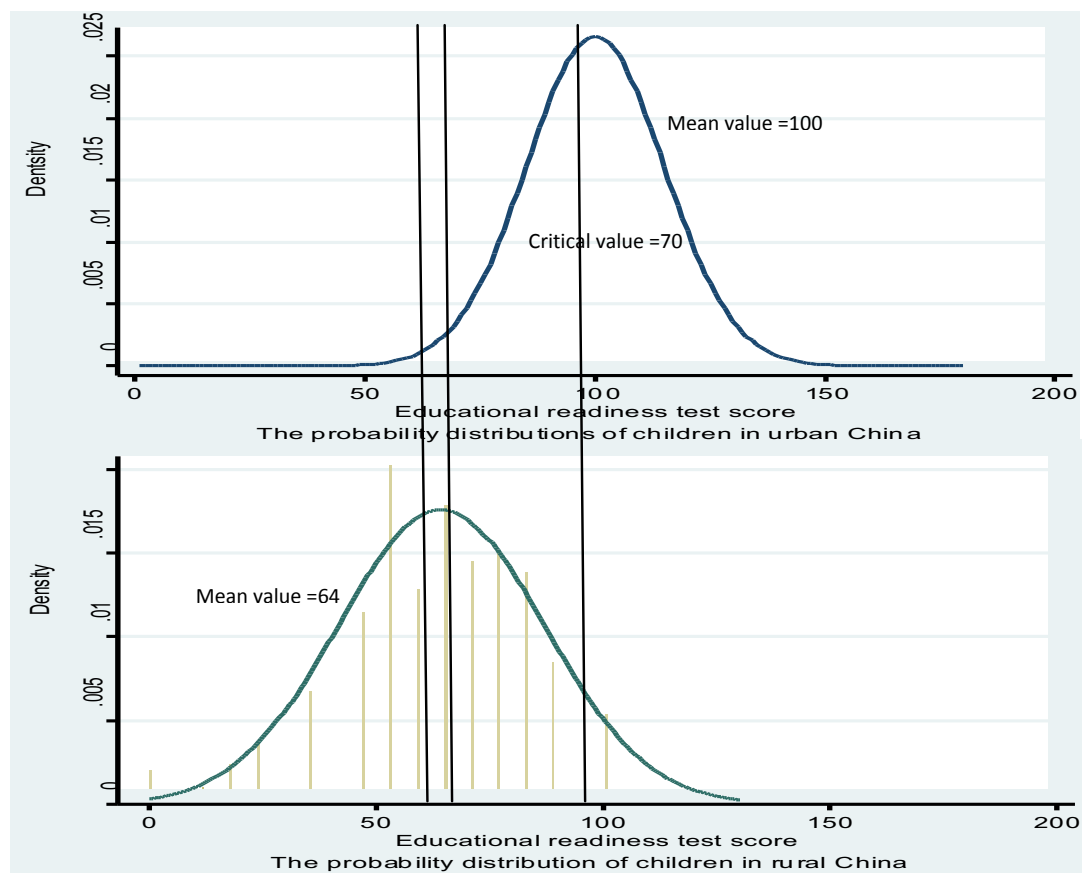
FIGURE 3.5 Share of children attending ECE programs who attend one-year only programs by province and urban/town/rural, 2008



Source: World Bank (2011).

Major *quality* differentials in pre-primary education between different areas are reflected in indicators of educational inputs, which in turn translate into large disparities in school preparedness. In 2008, the rural average teacher-to-pupil ratio was twice the national average of 17:1, while the urban average was under 10:1. The situation in some of the poorer provinces is even more striking, with ratios in Ningxia and Guizhou of 167:1 and 164:1, respectively, in 2008. The share of qualified pre-primary teachers in rural areas was just over one-third of that in urban areas.³⁵ These disparities translate into major differences in school preparedness between rural and urban children. Two studies using the same measure of school readiness found that with a common score of 70 being needed to meet the basic school preparedness standard, urban children had a mean value of 100, with only around 3 percent of urban 4–5 year olds being considered “unready” for school. In contrast, the same methods in a study in villages in Gansu, Shaanxi, and Henan provinces found even the mean score for rural children (64) was below the minimal school readiness standard (Figure 3.6).

FIGURE 3.6 Distribution of educational readiness test scores for children at age 4–5, Urban (top panel) and rural (bottom panel) China



Sources: Data in top panel, Ou, 2007. Data in bottom panel, Rozelle (2011) for Gansu, Henan and Shaanxi.

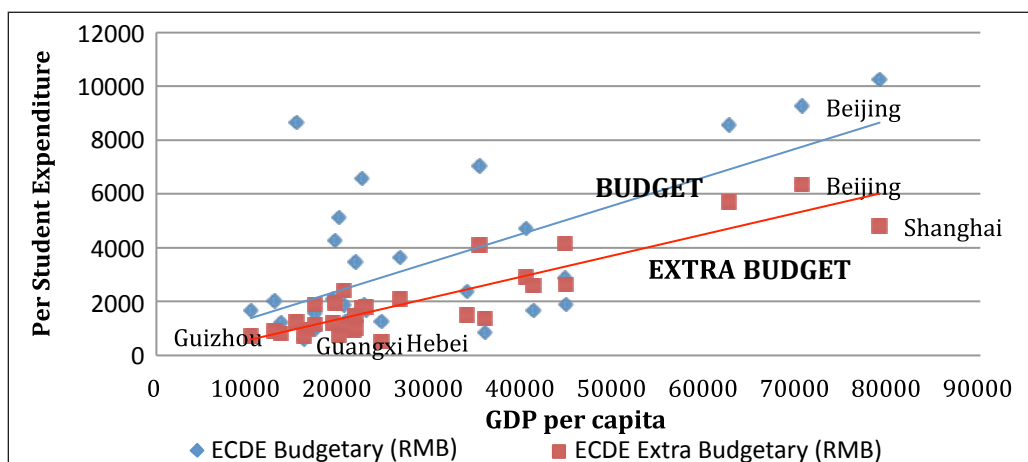
A fundamental problem in improving equity of access and quality of pre-primary schooling is the very low level of public financing. Financing remains overwhelmingly private even in most public facilities, with an estimated 70 percent of funding out of pocket (OOP), compared to an OECD average of only 20 percent.³⁶

³⁵Rozelle (2011).

³⁶World Bank (2011). The China OOP estimate needs to be explored further. It is based on estimates from information on fees in public and private pre-primary and education statistics on government spending.

While China has targeted continued expansion of ECE in the 12th Five Year Plan, allocations to ECE within the public education budget have to date been very low relative to student shares and relative to OECD benchmarks. In 2008, ECE accounted for 9.3 percent of total enrollment in education, but public spending on ECDE was only 1.3 percent of total public expenditure on education (0.01 percent of GDP)—far below the OECD average of 8 percent of total public education spending or 0.5 percent of GDP (OECD, 2007). In addition, large and growing gaps can be seen between richer and poorer provinces, with the share of extra-budgetary funds being significant and an incremental source of inequality (Figure 3.7). Per student government expenditures for ECE in the lowest spending provinces are less than one-tenth the level of cities such as Beijing and Shanghai.

FIGURE 3.7 Budgetary and total spending per student on ECDE by province, 2009 Unit: RMB



Source: MOE (2010).

Lack of public financing means that rural and poor households struggle to afford pre-primary education for their children. As an example, the three-province study of pre-primary education in Gansu, Henan, and Shaanxi found combined tuition and school lunch fees of RMB 800 per year in 2008, a considerable amount compared to average per capita income of just over 1000 RMB for a rural family at the 2007 poverty line.³⁷ Although seemingly modest, such fees can therefore be a very high barrier to access for the poor.

(2) Addressing the Challenges of Early Child Development

Early child development is a key investment in the productivity and good health of the workers of tomorrow, and can also be a strong equalizer. Since children under 6 today will be the labor force during the period of China's sharpest period of aging and labor force decline, it is essential to ensure that the human capital foundation is laid for all of them now. This section proposes measures to promote equality of opportunity in early child nutrition and education.

(a) Laying the foundation of good child nutrition

Child nutrition in poor rural areas should be a high priority of government policy in the short-medium term. Within these areas, targeting of specially vulnerable groups such as left-behind children would be crucial, as well as closer monitoring of the nutritional status of poor and migrant children in urban areas. China has huge potential to make a difference in a very affordable manner. Pilots by agencies such as CDRF, CDC, and UNICEF demonstrate that major impacts on nutrition and cognitive functioning can be made at low cost and at low risk. For

³⁷Rozelle (2011).

example, a China CDC intervention of low-cost micronutrient supplementation in children under 2 years old in Gansu improved full-IQ by up to 4.5 points, with effects persistent in follow-up studies to age six.³⁸

Starting in the short term,³⁹ there should increased emphasis on coordinated action to combat childhood obesity. Where cities like Beijing, Tianjin and Shanghai are today is a precursor of the levels and rates of increase that all of China will experience over coming decades. But just as with under-nutrition, there are cost-effective interventions that have been proven in China and globally to reduce obesity and improve child and subsequent adult health.⁴⁰

In order to operationalize the enhanced policy commitment to child nutrition—both under-nutrition and problems of obese and overweight children—consideration should be given to rapid initiation of a national child and mother nutrition program. Designation of institutional leadership from the national to grassroots levels would be essential to promote coordination. Child nutrition is an area of interest for many public agencies in China, including the Women's Federation, Ministry of Health and CDC, the State Council Working Committee on Women and Children (chaired by Vice Premier), the National Population and Family Planning Commission, Ministry of Education, Ministry of Civil Affairs, and the Leading Group on Poverty Reduction. However, significant hurdles remain in terms of the institutional coordination, standardization of approaches, and quality assurance. Coordination could be handled at the national level by the group led by the Vice Premier, but the agency that would take the lead at sub-national level would need to be clarified. Key elements of such a program could include:

- *Universal implementation of nutritional supplementation for children 0–3 and pregnant/lactating women in all rural poor counties, and ideally central and western provinces, and for migrant children in urban areas.*⁴¹ The costs of such a program are not prohibitive: even at current low-volume production, the cost of a 9 nutrient supplement for one year is around 260 RMB per child—very cost-effective in light of high returns to health, cognitive development, and productivity.
- *Inclusion of a parenting education program.* Family feeding, hygiene, and other practices are major contributors to nutritional outcomes. International and Chinese evidence points to the benefits of parallel parenting education to ensure both that the supplementation itself is regularly administered and that practices negatively affecting nutrient intake and absorption are reduced. Such programs have proved effective in many developing countries, including Brazil, Mexico, and Vietnam.⁴² In China, the MOCA Social Welfare Department will be piloting community-based delivery of comprehensive child welfare service packages.
- *Identification of funding sources for pilot and rollout phases.* The key question will be what combination of incremental funding and reallocation of existing resources would be appropriate to support such efforts. A potential source for the pilot phase could be funds allocated by the State Council Leading Group Office of Poverty Alleviation and Development which has indicated that reduction of child poverty would be a higher priority in the 12th Plan period.⁴³
- *As part of the overall nutrition program, development of a national program against childhood obesity.* Pilot programs in China suggest that a combination of family-, school- and community-based interventions can be very cost-effective, including a focus on grandparents. Direct interventions such as physical activity, health education and dietary interventions

³⁸ Chen et al (2010). Results on development quotient (DQ) and IQ were all statistically significant.

³⁹ For the purposes of this report, the short term is the next 2–3 years, the medium term from then until 2020, and the long term from 2020–2030.

⁴⁰ See Gao et al (2008) for a review of 20 studies on obesity interventions in China, combining dietary intervention, physical activity and health education, of which 17 studies found significant improvements.

⁴¹ It could be the “yin yang bao” packages already piloted in poor areas of China. See Chen et al (op.cit).

⁴² World Bank (2011).

⁴³ Speech of Deputy Chief of Office, reported in China Daily, May 27, 2011 at China Child Poverty Forum.

could be combined with collaborations with local governments and industry to promote healthy school meals and control targeting of obesity-inducing foods at children.

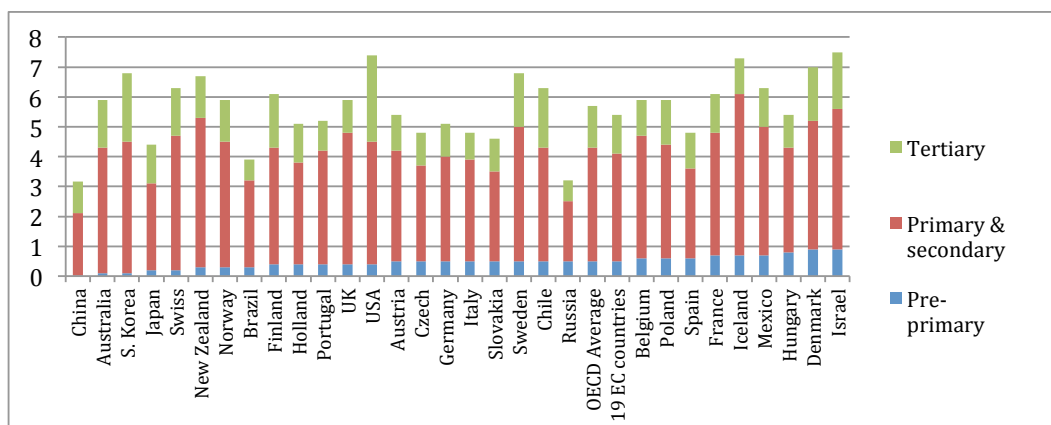
- *Agreement on child nutrition outcome indicators that could be included in performance management indicators for officials.* Draft indicators that have been proposed by China CDC could be reviewed as a basis for such indicators. It will be important to keep such indicators simple and ensure that the monitoring system is capable of producing them with the required frequency.

(b) Expanding early child education and ensuring quality access for all

For early child education (ECE), the major challenge lies in an effective expansion strategy for rural, migrant and poor children. The National Plan for Medium and Long Term Education Reform and Development sets targets for expansion of ECE until 2020, such as almost universal coverage of one-year kindergarten and three-quarters of children in three-year pre-primary education programs. These are laudable, but leave questions of the appropriate (and fiscally feasible) role of public financing in the expansion, and the appropriate delivery models consistent with the financing strategy and the capacities of the state, communities, and the non-state sector in ECE provision.

To achieve China's ECE expansion targets, a significantly higher commitment of public resources to ECE is needed, in line with practices in most OECD countries (Figure 3.8). While the OECD average of public spending on ECE of 0.5 percent of GDP may be ambitious in the short term, China does have significant scope for major expansion from its currently very low public spending base. If China achieved the share of total public education spending that OECD countries have (i.e. 8 percent), that would suggest a sensible ECE public spending target of just over 0.3 percent of GDP by 2020. The current levels of public ECE investment represent a missed opportunity for an investment that is highly productive and highly equitable. China's commitment to expand the overall educational budget, combined with the shrinking cohorts of young children, provide the possibility to change the situation.

FIGURE 3.8 Comparison of public expenditure on education by level, 2008 (% GDP)



Source: World Bank (2010).

In the short term, incremental public spending on ECE should prioritize rural, migrant and poor children. Given China's starting point and simultaneous expansion in other parts of its education system, ECE for all 3–6 years old that is fully state-funded seems unlikely for the medium term. The recommendation of this report is that public subsidies focus in the coming 3–10 years initially on children in poor rural counties, gradually expanding to rural areas in central and western provinces and to migrant children in urban areas. A significant fiscal injection from the national authorities would be required, which could in principle be done with

supply-side subsidies to providers and/or demand side subsidies or fee exemptions for targeted households.

A financing option that could be piloted on a wider basis is cash transfers targeted to poor children to incentivize participation in ECE (conditional cash transfers, or CCT). This scheme has proven to be effective in other developing countries, and pilots in China indicate that it has significant potential.⁴⁴ A pilot in Henan province for example found that kindergarten attendance among poor rural children whose families received a 200 RMB stipend and had their fees covered was 98 percent, against a control group with no assistance in which only 19 percent of children attended.⁴⁵

The second major direction of reform could be innovating with new models of ECE delivery involve greater co-responsibility of the state, communities, and households. This can be both effective in terms of impacts and cost-effective, drawing on good international experience and emerging Chinese pilots.⁴⁶ Expansion of ECDE services could involve a range of models, guided by the notion of “welfare pluralism,” in which public subsidies need not only be to formal pre-schools, but could also support community and parent provision (e.g., through carer allowances). Given the high cost of center-based ECDE services such as parent-child classes and formal kindergartens, local governments are unlikely to have sufficient revenue to fund center-based ECE services in rural areas for the 3–6 year age group. The financial constraints of local government limit supply, and parental inability to pay dampens demand.

Chinese pilots and international experience also offer many lessons for innovation in models of formal center-based ECE delivery. Even in formal settings, there is significant potential for greater efficiency and innovation. Reducing the length of shifts could accommodate more children in two shifts in the same facilities, perhaps even taught by the same teachers. A review of international literature found that most children had cognitive gains by participating in center-based ECD programs for 15–30 hours a week during at least nine months of the year, and children from lower-income families benefit even more. Different models of formal provision are also possible and are already being tried in China, e.g. the use of mobile kindergartens in remote rural areas. Piloting, evaluating, and gradually expanding different models of ECE suited to local fiscal and other conditions would be an agenda for the 12th Plan period.

B. Promoting Equality of Quality and Access across the Education Cycle

A key driver of China’s sustained growth and economic transformation into a high-income country will be developing a workforce with the competencies needed for a more complex and dynamic economy. A key distinction between countries that have successfully made the middle- to high-income transition and those that have stalled is the level, quality, and equity of investment in human capital. At the same point in their development paths, Japan and South Korea were sending almost all students to high school. In contrast, countries that have stalled at middle-income status—such as Argentina, Iraq, Mexico, and Egypt—are distinguished by low levels of human capital relative to their income levels.⁴⁷

To promote and accelerate the human capital transition, reform efforts are needed in three directions in compulsory education and at the post-compulsory education level. The first is to reduce the remaining disparities in quality across space and across different groups of children in their access to quality compulsory education. The second is to move toward free senior secondary education, with sufficient public resources to ensure access and quality for rural,

⁴⁴ See Fiszbein and Schady (2009) for a review of developing country experience.

⁴⁵ See Rozelle (2011). See also CDRF pilots on ECDE in Qinghai.

⁴⁶ See for example World Bank (2011) which summarizes a range of ECE innovations in Latin America. See also Vegas and Santibañez (2010) for details.

⁴⁷ OECD, 2007; Zhang & Zhang, 2008 regarding Asian countries; Miguez (2006) regarding Argentina and Hanson (2010) regarding Mexico.

poor, and migrant young people. The third direction is reforms to TVET and higher education which promote a set of competencies that will continue to be in demand from employers as the economy evolves. Many elements of the vision for China's education system in 2030 are already visible in the National Plan for Medium and Long Term Education and Development, including promoting equality of access at all levels of the system, enhancing educational quality, and promoting innovation and greater diversity in the education system.

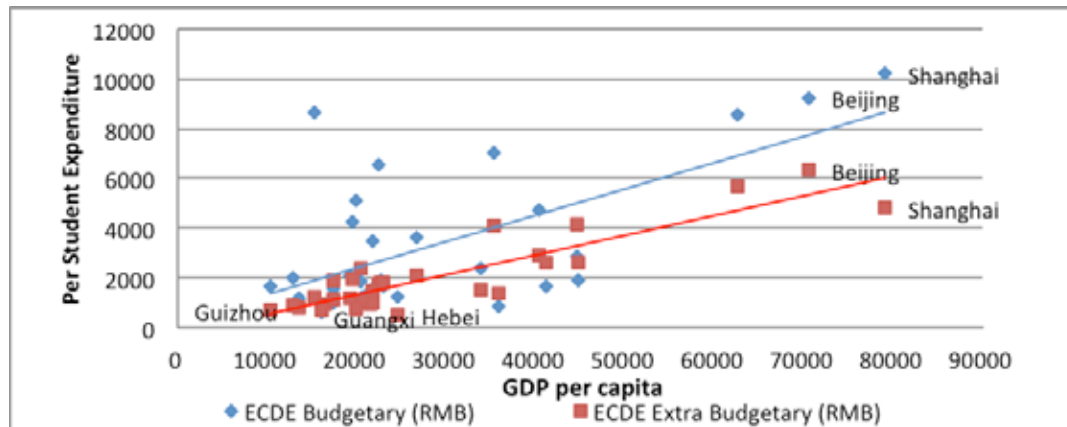
(1) Promoting equality of quality in compulsory education

(a) Current challenges

Promoting greater equality in compulsory education is a major priority from both social and economic perspectives and in terms of maximizing China's human capital base. China has made great progress towards its goal of universal completion of primary and junior secondary schooling. Despite this, challenges remain in completion of the full cycle in poorer areas and for certain groups such as migrant children, with around 9 percent of students nationally still not completing the full compulsory cycle in 2009 and higher shares in poorer provinces.⁴⁸

The key challenge in basic education is “equality of quality” for children in different areas, social categories and income groups. Disparities in quality of basic education remain substantial, and in some dimensions may have increased in recent years. In terms of public spending on education, the differences in per capita allocations across provinces (and often within provinces and prefectures) increased between 2000 and 2009, despite rising spending across the board and despite significant central subsidies to rural education as a result of the fee-free rural education reform (Figure 3.9).

FIGURE 3.9 Spending per capita on education by province, 2000 and 2009



Source: China Statistical Yearbooks, in Brixi et al (2010). Diamonds (blue) = 2000; squares (red) = 2008.

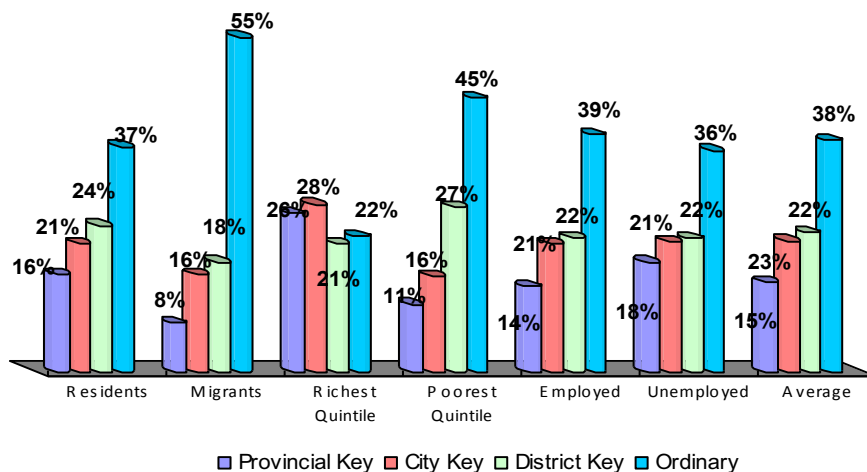
The equality of quality agenda is relevant to rural and urban areas but in distinct ways. In rural areas, significant challenges include the recruitment, compensation, and retention of quality teachers and gaps in the quality of educational infrastructure and learning inputs.⁴⁹ Poor households also continue to experience difficulties in shouldering the non-fee costs of education, especially in the face of rising opportunity costs as real wages have risen. In urban areas, disparities are evident in the differential enrollment rates in higher quality “key” schools and regular schools among local, migrant, and poorer children and in indicators such as average

⁴⁸National Plan for Medium and Long Term Education Reform and Development (2010–2020).

⁴⁹See Wu, Boscardin and Goldschmidt (2011), background paper for this report. See also National Inspectorate sample survey of teachers 2007, which found major challenges in retention of rural teachers—particularly key teachers—and high incidence of substitute teachers in western and central provinces.

class size and transition rates (Figure 3.10). The increased importance of family connections and “selection fees” to get children into elite urban public schools reinforces existing social disparities. Better-quality urban schools benefit from increased revenues from the school-selection fee, further setting them apart from ordinary schools. Despite national policies, significant challenges also remain in ensuring free access to schooling for migrant children in urban areas. In Guangdong province, for example, 55 percent of migrant children from within the province and 79 percent of migrant children from outside the province enrolled in private schools (compared to only 13 percent of local urban residents) in 2009.⁵⁰

FIGURE 3.10 Type of Urban Schools Attended by Various Subgroups in 5 Chinese Cities, 2005



Source: Wang and Wu, 2008.

Although the authorities have been trying to address quality differentials in compulsory education, fiscal and other constraints make the task challenging. The removal of fees in junior secondary school has been an important reform in recent years and has had clear benefits in terms of funding levels and the retention rates of poor students.⁵¹ The authorities have initiated free tertiary education to incentivize teachers to move to western areas and are promoting rotation of urban teachers, but the scale and consistency of approach varies.

(b) Looking ahead

Addressing “equality of quality” in compulsory education will require deepening reforms on several fronts, including:

- *Further financing inputs from governments above the county and district levels will be needed* to avoid further widening of disparities in educational quality across provinces and within them. This is particularly the case for rural schools, where aggregate funding shortfalls and disparities remain an issue in achieving quality. This is part of a wider inter-governmental system reform agenda discussed in the Economic Restructuring report. The experience of cities such as Dalian and Chengdu in equalizing financial and other resources across districts and integrating poor and migrant children provide models, but such equalization efforts will eventually need to go beyond the prefecture. The experiences of countries such as Korea and Japan also offer insights into the potential for more proactive policies to promote equalization of access to good quality schooling.

⁵⁰ Guangdong Migrant Children Education Survey (2009) in World Bank (2010).

⁵¹ See World Bank (2008) and CIEFR (2008).

- *A key focus will continue to be teachers*—teacher recruitment and career progression/promotion, allocation, compensation and incentive policies. This will require a combination of measures, including institutionalizing a rotation mechanism to ensure that quality teachers spend time in disadvantaged schools;⁵² twinning arrangements between stronger and weaker schools; strengthening in-service training; incentives for hardship postings; and more fundamental examination of teacher compensation. China is experimenting with a number of such measures, including introducing a degree of performance pay for teachers.
- In urban areas, a key question is how to *reinvigorate the concept of a neighborhood school* which has been substantially undermined by the practice of selection fees and the growing importance of personal contacts in accessing the best schools. The issue of how to integrate migrant children into a stronger neighborhood school system is one that will require both policy reform but also close focus on their educational needs. The experience of Japan and South Korea suggests however significant equalizing impact of a strong neighborhood school system but also that such an approach does not appear to have compromised overall quality, given the consistently strong results in international tests.

(2) Achieving Full Senior Secondary Enrollment

(a) Current challenges

While China has made great progress in expanding access to post-basic education, getting rural children into senior secondary academic high schools remains a major challenge. As shown in Figure 3.11, official data on the rate of graduation into the senior secondary academic stream among rural children remained almost stagnant from 1990–2006, increasing from 7 to only 9 percent. Getting the full picture for rural children is difficult though, as many go to high school in urban areas. Taking this into account gives an estimated junior-to-senior secondary academic promotion rate of 20–30 percent for rural children.⁵³ In contrast, urban rates rose rapidly during this period, from around 40 to around 70 percent. While a significant share of rural children go on to senior secondary *vocational* institutions, this section focuses on barriers to accessing senior secondary *academic* schools due to concerns about poor basic school training in TVET education.⁵⁴

There are several drivers of low rural progression to senior secondary academic schools: the entrance test, the high costs of secondary education, the perceived low quality relative to cost, and the rising opportunity costs. Many rural students simply fail the entrance exam to senior secondary academic school (*zhongkao*), with evidence even from rich provinces like Guangdong suggesting that less than half of rural junior high graduates pass the exam.⁵⁵ In addition, there is evidence of students passing the exam but choosing not to enroll in senior academic school for quality or opportunity cost reasons.⁵⁶

However, it appears that high cost and rising opportunity costs are the main drivers of low rural graduation into senior academic high schools. Figure 3.12 compares average tuition fees for senior secondary school (or general high school where relevant) in a range of countries relative to rural China (the latter based on evidence from rural Shaanxi as a representative poorer province). Even relative to countries at much lower levels of income, China is a major outlier. The situation is more pronounced when comparing the fees as a share of household income: in Mexico, three years' worth of school fees amounts to only around 4 percent of per capita income, while in the China example, fees for the three-year cycle would have cost 82 percent

⁵² Some researchers have suggested that shifting the employment status of teachers to that of civil servants would be one way to facilitate a teacher allocation and transfer system which promotes greater equalization of quality. See Wang and Gong (2011).

⁵³ See Rozelle (2011) for the basis of this estimation.

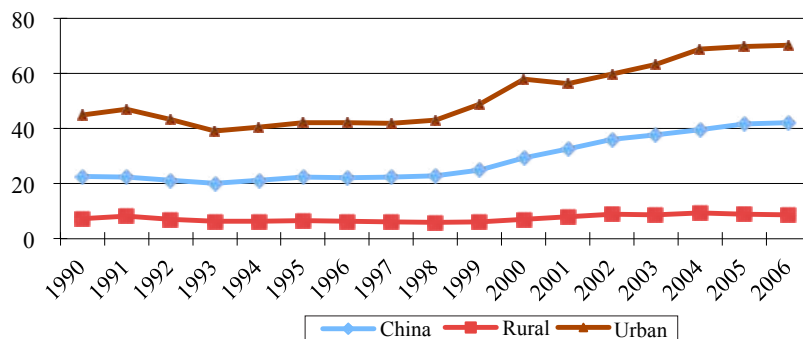
⁵⁴ Wan (2007); Xing (2001); Xinhuanet (2009) on concerns about academic skills in vocational schools.

⁵⁵ Chen and Liang (2008).

⁵⁶ He (2009) and Li (2006).

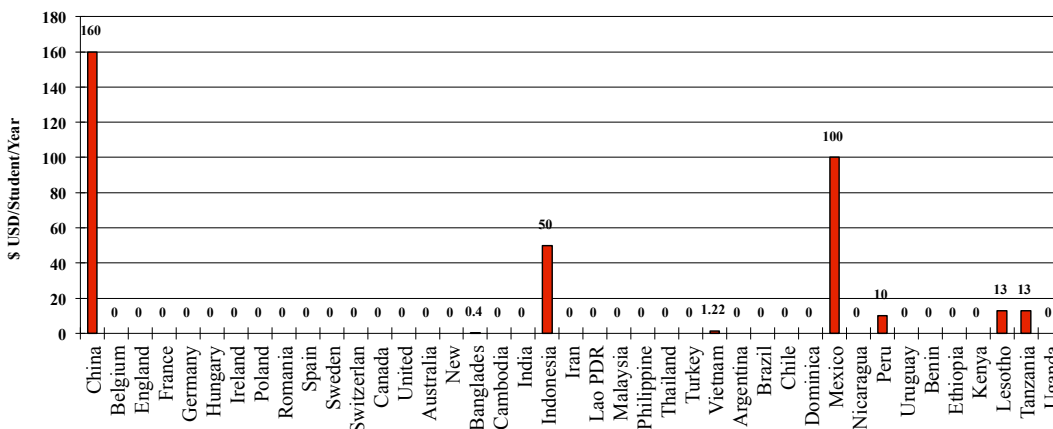
of net per capita income of a rural household at the time.⁵⁷ When the costs of room and board in senior high school are added, this may be more than double the tuition level. All of these are only direct costs which do not take into account the rising opportunity costs of being out of the labor force as the real wages of unskilled workers have increased substantially in recent years.

FIGURE 3.11 Official promotion rates from junior high school to academic high school, urban/rural, 1990–2006



Source: Rozelle et al, calculated from China Statistical Yearbook (various years).
 Note: Rural promotion rate includes only rural child promoting in rural areas.

FIGURE 3.12 Annual tuition per student in public high schools/senior secondary high, late 2000s



Source: Rozelle (2011), using Global Tuition Survey and Shaanxi High School Student Survey.

The Government is aiming to provide financial aid to 20 percent of students in poor rural areas, but the level of aid relative to full direct costs remains low (leaving aside opportunity costs). The Government’s efforts are clearly a step in the right direction. However, survey-based estimates from Shaanxi province in 2008 found that financial aid covered only around 6 percent of the total direct costs (tuition plus board) of senior secondary school.⁵⁸ The major policy questions for the authorities are: (i) should compulsory education cycle be extended to the end of senior secondary level? and (ii) if so, should senior secondary education be free for all students, or should a targeted approach to financial aid be taken, and what should be the coverage in terms of groups/shares of total students and the degree of financial support provided?

⁵⁷ See World Bank (2008) on Mexico and Rozelle, op.cit.

⁵⁸ Rozelle (2011).

(b) Looking ahead

Given the needs of the Chinese economy and the experience of countries that have moved from middle- to higher-income status, extending free education to include the senior secondary level seems inevitable in the coming decade. For China to continue deepening its human capital base, getting all students to finish senior secondary school is a necessity in the coming decades. China has already set a 90 percent senior secondary enrollment target (with half in the academic stream and half in the vocational stream) by 2020 in its National Plan Outline for Medium and Long-term Education Reform and Development. The 2020 quantitative target is comparable to Korea's senior high enrollment rate in 2000. However, the strategy on financing of senior secondary school remains to be developed, beyond the (appropriate) priority given to central and western provinces.⁵⁹

Given the rising opportunity costs of senior high school, the Government may need to consider a bolder financial commitment to achieving its 2020 target and the adoption of an even higher coverage target for 2030. Following the example of the rural fee abolition in the past decade, it would be advisable to institute a similar policy for senior secondary schools in rural areas and to consider a parallel initiative for poor and migrant children in urban areas. A substantial injection of public funds would be required, with the bulk needing to be financed by the central and provincial levels. This could be financed in part by the incremental public funding China has already committed to in its Education Law, with an increase from around 3.5 to a target of 4 percent of GDP to be spent on education. However, if such an initiative is to be combined with increased funding for rural, migrant, and poor children for ECE, and if the planned continued expansion of higher education is to be achieved, public spending will most likely have to be increased beyond the 4 percent target. Fiscal constraints are likely to force prioritization of educational reforms by the authorities, with a sequenced approach.

(3) Developing Competencies for the 21st century

(a) Current challenges

China has made great progress in expanding access to post-basic education in recent years. From higher education coverage of only around 3 percent in the early 1980s, over 24 percent of the cohort was enrolled in higher education by 2009, including higher vocational education. Similarly, there has been a major expansion of technical and vocational training at the senior secondary level, supported in part by major investments in student stipend schemes.

However, in both the technical and academic streams, quality and labor market relevance need to be strengthened to enable China to achieve sustained productivity growth. The greater openness and rapid technological adoption of the Chinese economy has created a demand for higher-skilled workers with more diverse competencies, posing an ongoing challenge to China's education and training systems. Employer surveys identify significant skills gaps in both higher education and TVET graduates. For example, a 2005 McKinsey report concluded that only 10 percent of the engineer graduates had the appropriate attributes for working in multinational corporations.⁶⁰ The key shortcomings were the "soft skills" such as practical and language (English) communication skills, innovative capacity, professional qualifications, and entrepreneurial capacity. Similarly, skills shortages were identified as a serious obstacle by over 30 percent of Chinese firms by Investment Climate Surveys, with a further 30 percent identifying them as significant.⁶¹

The TVET system faces several challenges in enhancing quality and the labor market prospects of students and their contribution to productivity growth:

⁵⁹The Plan says, "More assistance shall be granted to senior middle school education in impoverished areas in central and western regions."

⁶⁰McKinsey Quarterly (2005).

⁶¹Almeida (2009).

- The TVET system is fragmented, with uncoordinated provision across a range of public sector agencies and a growing private sector. The bulk of colleges are split between the Ministries of Education (MOE) and Human Resources and Social Security (MOHRSS) and their local branches, but many other line agencies are also operating significant sub-systems. Governance is also decentralized within each of the sub-systems.
- Consistent with the diverse governance arrangements, the system of qualifications and competency certification is also fragmented, making it difficult to provide consistent standards on which employers throughout the country can rely for a consistent picture of the skills and competencies of TVET graduates.
- Financing of TVET faces several challenges, including the degree of decentralization and issues of vertical and horizontal equity, an uneven playing field in the allocation of public funding between public and private training providers, and a strong emphasis on inputs and the supply side of the system.
- The system lacks a framework for licensing and accreditation of non-public training providers, which both limits the growth of the private sector and results in lack of quality assurance and consumer protection for those undertaking private training.
- Systematic mechanisms for involving employers in the development of training curricula are lacking. While there is often a healthy transactional interaction between training schools and employers (e.g. through “pre-ordering” graduates by employers), the channels for involving employers in shaping course content remain largely *ad hoc*.

Apart from the above institutional and policy issues, the role and nature of TVET in China needs to be considered. Overall, the shares of students in TVET versus academic streams varies considerably, from around one quarter in Japan in TVET to 80 percent in parts of central Europe, around an average of 50 percent across the OECD (around China’s current share at the senior secondary level). The bigger issue is what types of competencies are being acquired in TVET programs and to what extent they provide options for students for further study as well as labor market entry. The answers to these questions are crucial in assessing whether China’s TVET system is well prepared for the faster pace of economic and labor market change and the types of skills needed by workers over coming decades.

Currently, TVET in China tends to be a “dead end”, with no pathway to further academic education for the large majority of students. In contrast, the expanding practice in OECD countries is to allow for TVET students to stream into further academic education. This can be seen in reforms in countries in Latin America and the Caribbean, the community college system in the United States, Nordic and apprenticeship countries such as Germany, and reforms over the past decade in Korea which allow for crossover of technical students into academic streams. Some countries such as Norway and Austria have double qualifying pathways.⁶² Given that the large majority of students in TVET are from rural, migrant, or otherwise disadvantaged or “blue collar” backgrounds, the structural segmentation of the TVET and academic streams also contributes to social segmentation.

Similarly, the Chinese TVET curriculum does not place a strong emphasis on continued acquisition of general “core” and academic skills. While this may be an appealing short-term strategy in terms of preparing workers for immediate placement (as evidenced by the pre-ordering system between enterprises and TVET colleges), it raises questions of how well-prepared the TVET students will be for the medium- to long-term labor market, since specific skill demands will continue to shift. TVET reforms in OECD countries since the 1990s increasingly recognize this risk by blending vocational and academic curricula, with technical students receiving more academic content while academic stream students are taught greater practical application of their knowledge. Korea is a good example, with as much as 75 percent of curriculum being common between TVET and academic streams in senior secondary schooling.⁶³ This is consis-

⁶² Adams (2007).

⁶³ UNESCO (2005) and Van Adams, *op. cit.*

tent with a wider trend to deferring the introduction of vocational subjects in OECD education systems. They are also placing increased emphasis on core general skills such as communication, problem solving, and teamwork.

(b) Looking ahead

To help China ensure a sustained stream of appropriately skilled workers as it moves up the value chain, curriculum reform in TVET education should balance the continued acquisition of general “core” skills with technical skills. This will require a significant shift in the approach to TVET education as well as greater emphasis on the practical application of knowledge in tertiary academic education. Countries such as Finland and Korea provide a rich body of experience from which to draw as China develops such incremental reforms, including reforms such as dual academic/technical qualifications and allowing for transfer from the TVET system into academic streams with credit for prior learning.

The fundamental trade-off in TVET reform is between immediate employability and adaptability of skills across the life cycle as the economy changes rapidly. Global evidence indicates that indeed youth employment rates for those with TVET education are higher than those with academic education at the initial point of transition from education to work. However, that advantage decreases with age as the narrow technical skills that initially helped in getting work become outdated and the absence of more general competencies for adapting and life-long learning become a constraint.⁶⁴ And the deterioration in TVET labor market benefits was found to be faster in countries experiencing more rapid technological change. The trade-off between short term employability from TVET and China’s long run desire for a labor force with high but flexible skill sets as it strives for high income status will become increasingly important in coming years.

In addition to reorienting the content of TVET education, structural reforms are needed to make TVET more responsive to employer demand and more accountable for quality. These include governance reforms to streamline and consolidate overall sectoral policy setting and oversight. One option to address the current fragmented governance of the TVET sector is the establishment of a national (or provincial) training authority. Examples of national training authorities include the UK, Australia, New Zealand, Brazil, Philippines, and South Africa. While models vary, governments hold primary responsibility for policy development and take the lead in promoting the orderly operation of training markets through regulation and institutional development and ensuring equitable access to these markets. Rather than relying solely on public provision, new models of competition have emerged. Employers, worker organizations, and civil society are participating in policy development as stakeholders and assuming larger roles in provision and financing of training. Establishing effective NTAs is not straightforward, but experimentation in advanced provinces in the medium term could build experience for wider institutional reform in the long term.

The TVET system can benefit enormously from an expanded role for non-state sector provision to help meet demand, service niche skill sectors, and provide a healthy dose of competition. To help encourage greater plurality in TVET provision, the financing system for TVET would need to allow for public financing of non-state provision of training, within a solid regulatory framework to ensure that non-state providers meet quality standards. This could in principle be done both on the supply side (by allowing for public financing of accredited non-state training institutions) and/or on the demand side (by using public funds to provide vouchers to students who would freely choose among public and non-state institutions). Local-level experiments with training vouchers in China (e.g., Meizhou in Guangdong; Jiangsu province) can provide lessons for potential demand-side interventions. Licensing and accreditation for non-state providers is a seriously under-developed area in China and would benefit from lessons

⁶⁴Hanushek, Woessmann and Zhang (2011) using data from 18 countries from the International Adult Literacy Survey.

of experience in countries with well-developed training markets. For example, in Chile, the *Servicio Nacional de Capacitacion y Empleo* (SENCE), a specialized agency of the Ministry of Labor, maintains no in-house capacity for provision of training and procures training services from public and private providers.⁶⁵

In the long run, adoption of a common standard for assessing the competencies of all students would promote greater integration across the education system. A National Qualifications Framework (NQF) could play an important role in this regard. Country-level frameworks linking existing qualifications of different levels and types of education in a coherent and consistent way based on a common set of criteria have proven to be valuable in a number of countries, including Russia, Netherlands, the UK, Ireland, and Australia. The EU has also established a voluntary European Qualifications Framework to promote mutual recognition of educational and skills qualifications.⁶⁶ The potential benefits of such a system in China, with its diversity of institutional sub-systems of education and training (both geographically and across line agencies within the training system), are substantial. Given the challenges of coordination and agreement on common standards and implementation arrangements, an NQF is a long-term process. Nonetheless, it is a goal worth pursuing, as it can contribute to needed improvements in educational quality and labor market relevance.

C. Achieving a Healthy and Productive Population Sustainably

Deepening health reform is one of China's biggest social challenges in the coming years. At the same time, Chinese and international experience demonstrates that health sector reform is one of the most complex and politically challenging reforms that governments confront. This challenge is exacerbated in China the explosion of non-communicable diseases (NCD, see Chapter 1), which requires a fundamental realignment of the health delivery system away from the current hospital-centric model to one which manages care across levels of the system with primary care providers playing the key role in care coordination.

While transforming the health system will be challenging, if greater equalization, and a more responsive and accountable system can be achieved, international evidence points to the health, equity and productivity dividends.⁶⁷ China's Health System Reform initiated in 2009 recognizes many of these challenges. This section discusses three key elements of health reforms: reorienting the delivery system to a greater emphasis on primary and preventive care; reforming health financing and incentive systems; and deepening reforms of the hospital system.

(1) Current status and challenges in China's health system

In the past decade, China has sharply increased public expenditure on health care and undertaken a range of reforms in financing and delivery of health services. China has achieved expansion of its health insurance (HI) system at a speed that has few precedents globally. From coverage of only around 20 percent of the rural population in 2003, rural health insurance coverage was around 95 percent by the end of the decade, and urban residents outside formal sector HI schemes have also been brought within the umbrella of insurance. Coverage of services and reimbursement rates has also been expanded gradually, and major investments have been made in health infrastructure. The expansion of health insurance has been complemented by ongoing structural reforms, most recently through the 2009 Health Systems Reform (HSR).

However, despite increased spending, the health sector remains inefficient and fragmented, is misaligned with the burden of disease, and provides inadequate and unequal financial protection for the population. A key aspect of the changing context is the dominance of NCDs,

⁶⁵ Johanson and Adams 2004; Cinterfor/ILO 2001.

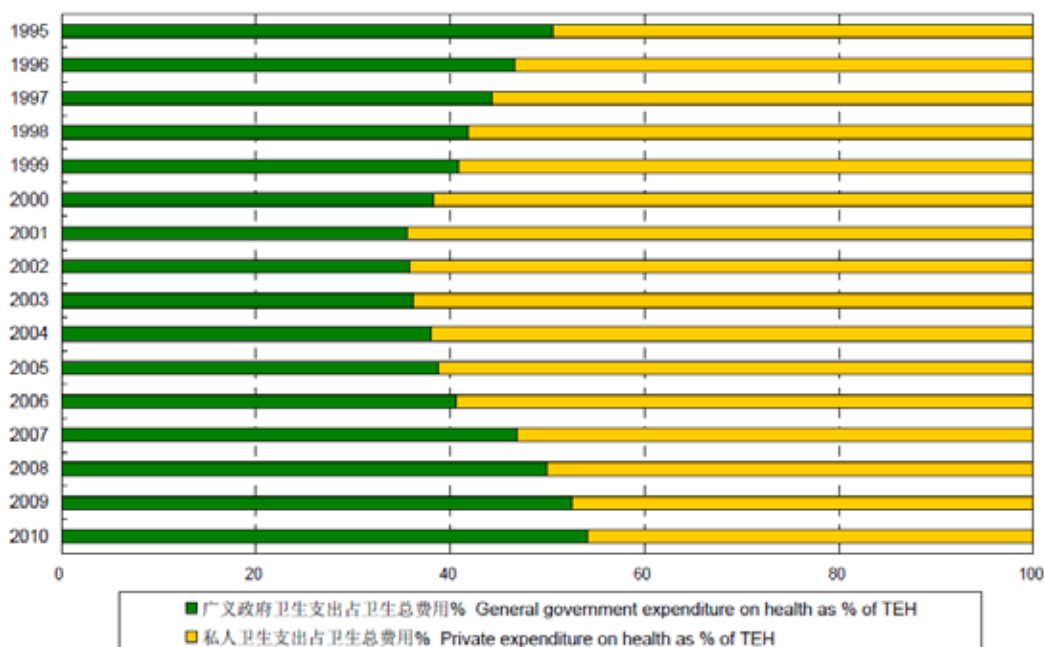
⁶⁶ See European Training Foundation, various publications.

⁶⁷ Commission on Growth and Development, Spence and Lewis (eds), (2009).

which require a different policies and delivery system mix. The key issues and challenges for China's health sector include:

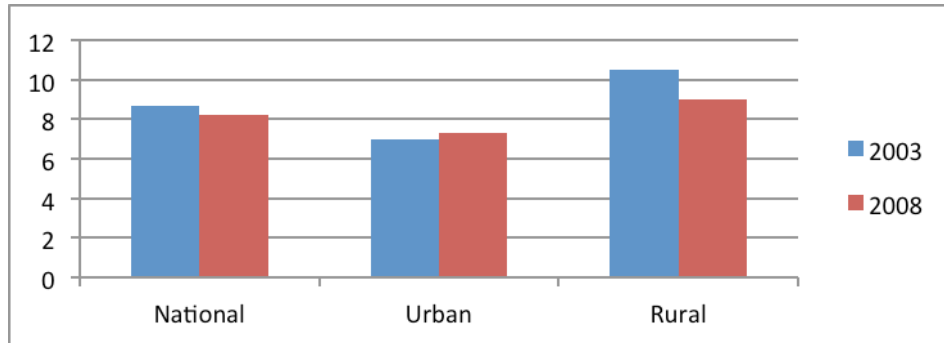
- *Financial protection for households remains inadequate.* Although the share of out-of-pocket spending in total health expenditure has fallen in recent years to reach just under half (Figure 3.13), health costs as a share of household income remain high. Despite the massive expansion of NCMS and urban residents' schemes in the 2000s, household health spending fell only marginally from 8.7 to 8.2 percent of average household income between 2003 and 2008, and actually rose slightly in urban areas (Figure 3.14). Partial financial protection is driven by a combination of actual reimbursement rates (e.g. 40–50 percent in nearly all provinces in NCMS); annual caps on coverage which expose households to major financial risk from serious illnesses; and variable inclusion of services within HI packages. Just as importantly, there is growing evidence of provider over-servicing and health price inflation.

FIGURE 3.13 Out-of-pocket and government health spending as share of total health spending, 1997–2010



Source: China Health Total Expenditures Statistics 2011, China Health Economics Institute.

- *Financing is highly fragmented and unequal,* with risks pools fragmented across HI schemes and across space. In most provinces, schemes are struggling to raise the pooling level beyond the prefecture level. As a result, the coverage of services and extent of patient reimbursement remains variable across space and across social groups, depending on which HI scheme they are in. In the case of primary care, funding sources are even more varied, including earmarked vertical program budgets, health insurance, central and local budgets, and user fees.

FIGURE 3.14 Household health spending as % of total household income, 2003 and 2008

Source: Third and fourth National Health Surveys, MOH.

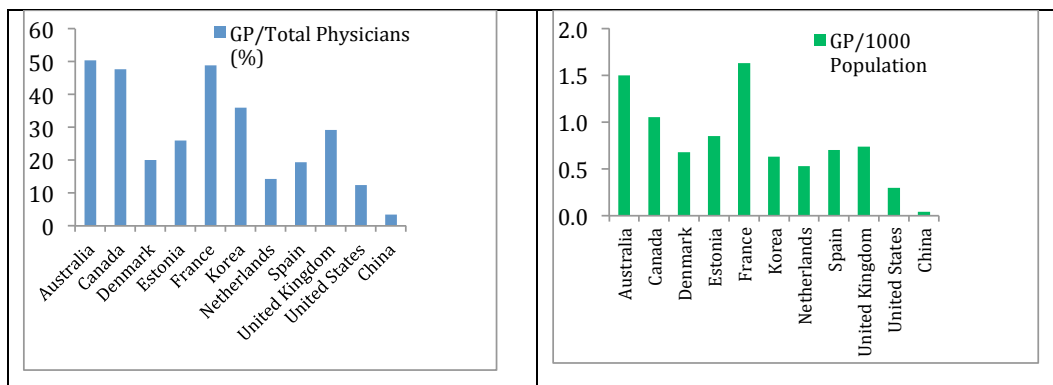
- Financing and payment arrangements give weak incentives to health care providers for efficiency and to deliver core primary care services.* For all levels of care, the dominance of fee-for-service provider payment systems and emphasis on self-financing of facilities has encouraged over-servicing and lack of emphasis on efficiency. As a result, unnecessary hospital admissions account for 30–50 percent of total, and average hospital lengths of stay are double the OECD average. In addition, the insurance-based financing model has for most people been biased toward inpatient care, until recently excluding outpatient care. The National Health Services Survey shows that in 2008, 33 percent of patients received reimbursement for outpatient care, compared to 85 percent who received reimbursement for inpatient care. There has been significant expansion of outpatient coverage within health insurance schemes since then, but the process remains incomplete. This includes lack of insurance coverage of preventive services which are particularly vital in early stage management of NCDs. There is also a strong hospital bias in Chinese health spending relative to OECD countries (with around 53 percent of total public health spending on hospitals in 2010, and only 6.3 percent on THC_s in 2010).⁶⁸ Second, the distorted price schedule and fee-for-service provider payment mechanisms have given health care providers strong incentives to generate demand for profitable high-technology services and drugs, rather than for basic services, particularly for the poor. Third, the capital funding model for public hospitals—with strong reliance on bank lending and “project cooperation” whereby third party capital investors take an effective role in the management and even ownership—has reinforced incentives for profit-maximization in public hospitals, led to unclear ownership and control of public facilities at times, and contributed to irregular practices.⁶⁹
- The three tier delivery system operates in a fragmented manner, resulting in poor coordination of care and case management across the public delivery network.* At present, there is very limited cross-referral across the three tiers of health facilities to ensure that health conditions are managed at the most appropriate and cost-effective level. Patients tend to go directly to hospitals even for outpatient care (around 53 percent of patients have their first contact with the system at a hospital), and there is no gatekeeping by lower levels. This “dis-integrated” behavior is driven by provider incentives which promote profit maximization rather than appropriateness of care. This breakdown in the coordination of the three tier system means that China is not well prepared for the more complex case management needs that NCDs demand. There are pilots to build relations and harmonized incentives between hospitals and lower level providers (e.g. Shenzhen and Wuhan), but these remain in their infancy.

⁶⁸ China National Health Development Research Centre (2011).

⁶⁹ Liang (2007).

- *There remains a limited role for HI agencies and the budgetary authorities in promoting cost effectiveness and quality of services.* To date, despite major increases in HI financing of health services, HI agencies remain largely passive financiers of services. As such they do not effectively hold providers accountable for quality and cost-effectiveness. Similarly, budget subsidies are to date not used to contract for outputs and reward performance.
- *There are major challenges in building the human resources for the emerging system.* A particular challenge is building a reasonable size and decent quality primary care provider cohort. In 2010, China had only 60,000 general practitioners, comprising around 3.5 percent of licensed physicians in 2010—a very low ratio compared OECD countries. Notably, the OECD country with the highest health costs to GDP (the United States) also has the lowest GP ratios (Figure 3.15). The situation is exacerbated by assignment of responsibility to local level CDCs for essential public health services in-service training at THC and village levels without allocation of adequate resources to provide such training or monitoring of provider practices. At the higher levels of the system, there is also a significant shortage of qualified hospital managers.

FIGURE 3.15 Indicators on density of general practitioners 2007 (China 2010)



Source: OECD (2010); World Bank (2011) for China.

- *Trust in the health system and providers is low and social accountability remains limited.* At present, the hospital sector is considered to be one of the least-trusted public services by Chinese citizens.⁷⁰ Part of the concern is the perception of the need for informal payments to providers to receive faster service and/or better quality doctors.⁷¹ But more generally, there are concerns of an “erosion of medical ethics”.⁷² While social accountability pilots in health are growing (see Section D), there is limited accountability of providers and health facilities to the population.
- *There is a potential for the non-state sector to contribute more to realizing the government’s objectives in the health sector.* While around 20 percent of hospitals are private, in 2008 they accounted for only around 5 percent of total inpatient and outpatient services. The situation is reinforced by public insurance systems that have to date provided an unlevel playing field between public and private health providers.

⁷⁰ See Wang et al, Book of Social Mentality (2011).

⁷¹ Evidence from 2001 in China found that 74 percent of patients reported making informal payments. See Bloom et al (2001).

⁷² Yip, Hsiao, Meng, Chen and Sun (2010).

(2) Reforms to promote a healthy and productive population

Many of the challenges of health reform are outlined in the 2009 Health Systems Reform (HSR), but questions remain on how much progress can be made in the absence of more fundamental realignment of the incentives in the health system.⁷³ The five areas of HSR recognize the need to reorient care to greater reliance on primary and preventive services, contain costs, and reform financing and hospitals, but an overarching concern is whether the reforms will be sufficient to achieve the fundamental shift away from an inefficient and hospital-centric model of care to one which is more suited to the demands of an NCD-dominated disease profile and is built around a primary care system which helps coordinate care across levels of the delivery system. This section discusses the reforms which might be considered to achieve this, some of them extensions of existing reform initiatives.

(a) Primary care reform—moving from disease treatment to a healthy population⁷⁴

The Chinese authorities have emphasized PHC reform in the ongoing health systems reform, but such reform is a generational change which is likely to encounter significant obstacles. A modernized PHC system requires a set of measures over 10–20 years which has to be comprehensive and phased, including new delivery models, a new generation of primary care health professionals, financial and non-financial incentives, and a realistic transition plan (see Figure 3.16). The different elements of PHC reform are linked, and it is critical to move on all the major elements in tandem. In addition, PHC reform cannot succeed in isolation from reforms of other levels of the health system. An effective PHC system must be part of a broader model of “coordinated care” which ensures that patients are treated and their condition managed at the right level of the system to contain costs and improve quality.

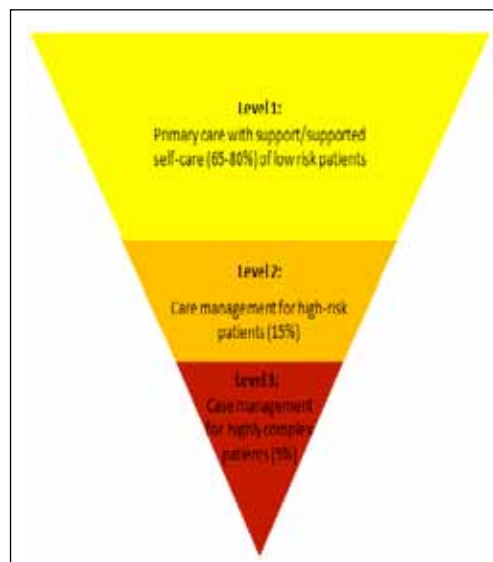
International evidence shows that an NCD-dominated disease profile requires more complex case management and coordination of care, and primary care level plays a critical role in the process. As shown in Figure 3.16, a majority (65–80 percent) of NCD patients need low-level care since their conditions are reasonably controlled with self-management. This care can and should be provided by a strong PHC system. About five percent of NCD patients require complex case management delivered by specialized or hospital-based care. Between these groups are higher-risk patients who need less complex care management from specialists. Primary care plays the key role in managing care across these three groups. In addition, evidence from developing countries shows that expenditure on PHC is more pro-poor than expenditure on hospitals.

Based on Chinese and global experience, the key steps of PHC reform—summarized in Figure 3.17—include:

In the short term:

- As a starting point, reaching consensus about the policy direction and key components of reform. This would outline the key dimensions of PHC reform and include decisions about professional competencies, organizational forms for PHC providers, financing mechanisms

FIGURE 3.16 “Pyramid of Care” Model

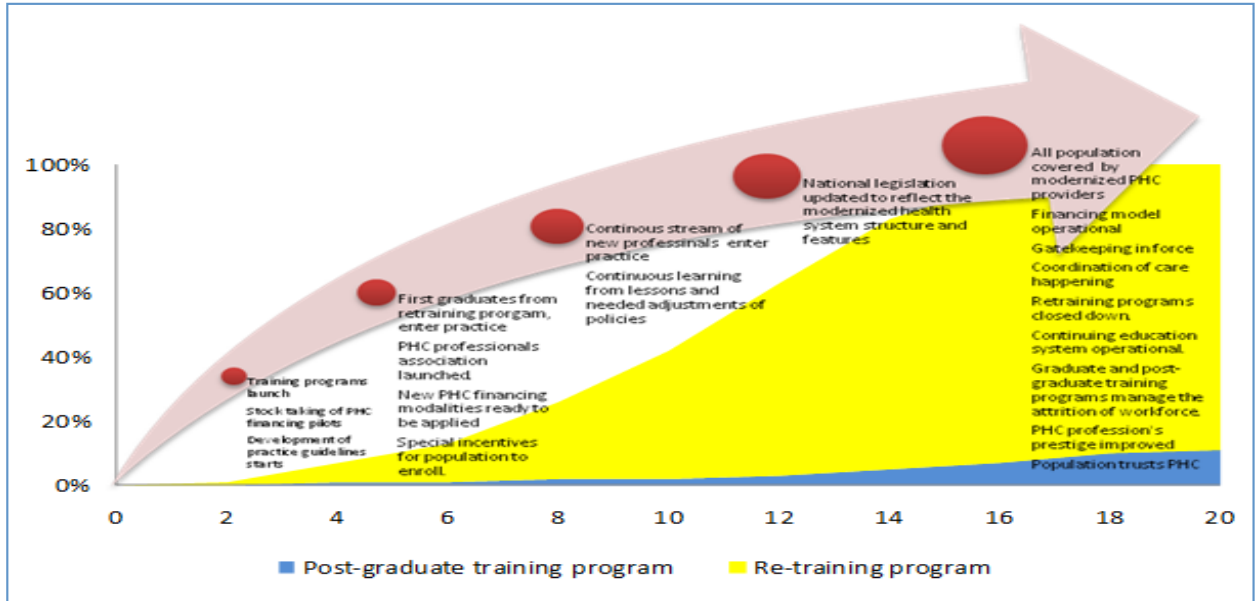


Source: adapted from US Department of Health, 2005.

⁷³ Opinions of the CPC Central Committee and the State Council on Deepening the Health Care System Reform, 2009.

⁷⁴ The background paper for this section is Palu (2011).

FIGURE 3.17 Roadmap for PHC modernization



Source: Palu (2011).

and sources, responsibilities between levels of government, and so on. The HSR provides a starting point, but would benefit from a more comprehensive approach.

- **Experimenting with new institutional arrangements for new PHC providers, learning from Chinese pilots and international experience.** The PHC system remains fragmented in institutional terms with a host of often uncoordinated actors, including family planning agencies, maternal child health (MCH) programs, township health centers (THC) for primary and secondary care, village doctors, public health agencies, and others. In rural settings, township health centers with linkages to village clinics are the natural unit to be strengthened and/or restructured to provide integrated primary care. A key question is to what extent THCs should retain an ambition to provide inpatient care. One possibility could be to convert THCs into ambulatory care centers, with family practitioners providing technical oversight of village doctors. The urban solution would be built around urban community care centers. Emerging experiences in Shanghai and Beijing indicate that they are able to fulfill primary care provision tasks when equipped with a new set of competencies and provided with professional support. Shanghai and Ningbo have also provided promising examples of a functional family doctor model for the past several years. Integrated care centers that include PHC providers but other professions (ambulatory specialists, social workers, geriatricians) should also be piloted.

In the medium to long term:

- Equipping a new generation of providers with new skills, a process that will take a generation to complete. To achieve this goal by 2030, significant changes to medical education are needed.⁷⁵ OECD standards imply that China will need about 600,000 general practitioners and perhaps twice as many middle-level health professionals, but only a small number of universities in China currently provide medical doctor training comparable to the eight-year Western medical training. Transitional arrangements will need to be put in place, balanc-

⁷⁵The Global Independent Commission for Education of Health Professionals provides best-practice guidance on training of primary care professionals.

ing retraining the existing stock of providers (temporary programs) and establishment of new streams of training (permanent). The experience of former socialist countries in ECA provides lessons in this regard.⁷⁶ An important element of the in-service training strategy would be reforming the funding mechanism and incentives for local CDCs to provide essential public health services training at the grassroots level.

- **Further reforming the resource allocation model supporting PHC development.** International experience suggests that this could be allocated per capita, risk adjusted for gender, age, and mortality, possibly also including socio-economic parameters (poverty, remoteness). High- and middle-income countries provide examples of models of varying complexity: for example, the UK has used complex need-based resource allocation formulas for its health service, while Thailand uses a simple non-weighted per capita allocation method for its universal health insurance scheme. A key step, which China has been piloting since 2005, is to separate incomes of primary care providers from revenues to incentivize cost-effective and quality primary care.⁷⁷
- **Adopting financing methods that provide appropriate performance incentives for PHC providers and incentivize higher PHC usage.** The emerging best practice of financing PHC services globally is a mix of methods, comprising fixed practice allowance, variable capitation, and special incentives which can help maximize benefits while reducing costs to patients and the health system. Pilots are being designed in China along these lines. In the primary care provider payment reform pilots in Shandong and Ningxia, the THC is treated financially as a vertically integrated organization with village clinics.

Over time, moving to a system of coordinated care across the three tiers of the health delivery system. This will require not only better quality PHC providers, but also strengthening coordination of care between primary and higher levels of the system and aligning the financial incentives of providers and patients toward PHC. This process can benefit from global lessons (Box 3.1) and from China's pilots on care coordination.⁷⁸ Given the rising need for coordination of care to manage an NCD-dominated health profile, more integrated care models seem appropriate. Such reforms can be a driver for wider reform of the health delivery system if well structured.

(b) Deepening hospital reforms:

It will be difficult to achieve the necessary reorientation to primary and preventive care and to promote a model of coordinated care in China without further progress on hospital reform. Fundamentally, it will be necessary to change the current incentives for public hospitals and doctors to behave like private profit-maximizing providers. More specifically, reforms could include:⁷⁹

In the short term:

- **The key reform to be initiated in the short term is setting firm budget constraints on public hospitals.** A key factor in changing this relationship will be exerting greater influence over hospitals through more active roles for health insurance agencies as purchasers of health services which promote quality and cost effectiveness. Historically, health insurance agencies in China have had weak emphasis on service quality indicators and use of information to monitor and incentivize better provider performance. Moving from simply "paying the

⁷⁶World Bank. Review of Experience of Family Medicine in Europe and Central Asia (2005).

⁷⁷Yip et al (2010).

⁷⁸See Hofmarcher et al (2007) for a summary of OECD experience on coordinated care reforms, and Ma and Lu (2011) on Chinese pilots in cities such as Shenzhen and Wuhan.

⁷⁹See World Bank (2010), Fixing the Public Hospital System in China, for details. Also Yip et al (2010).

bill” to active purchasing will be key to promoting a system that puts patient care and cost effectiveness over revenue maximization of providers. China has a growing body of local experience with contracts that set wider quality standards and form a good basis for further strengthening this function over time. This is linked to wider reforms in provider payment systems (see below on financing and payment reforms). In addition, at present, with only around 10 percent of hospital revenues coming from public budgetary subsidies (and the rest from fees for medical services and drugs), the influence of budgetary agencies on hospital and provider behavior is weak.

BOX 3.1 Health Care Coordination in OECD Countries

Health care systems in OECD countries have evolved significantly in recent decades and offer lessons in terms of what to anticipate given an aging population, economic and medical progress, emergence of chronic diseases and public dissatisfaction with access to and responsiveness of health care. The growing prevalence of chronic disease has been a major driver of calls for coordinated care.

It is well established that people with chronic conditions are high users of health services and absorb a higher share of costs (Machenbach, 2005; Broemeling et al, 2005; Thorpe and Howard, 2006). Care models are emerging to address the needs of these groups to reduce costs for both patients and institutional payers, improve outcomes, and raise the quality of and satisfaction with care. Although models vary considerably, countries are consciously reducing their hospital capacity and moving toward a care model that places greater emphasis on primary care and coordination across care settings (OECD, 2009; Hofmarcher, Oxley and Rusticelli, 2007). Care coordination consists of a mix of measures that link professionals and organizations at all levels of the health system, emphasize patient-centered care integration, manage patient referral through the delivery system, and promote follow-up care as well as the continuity of long-term service provision. The concept is often based on the strong role of a primary care as the driver of coordination functions, including through gatekeeping (Saltman, Rico and Boerma, 2006).

Most coordination models target specific patient groups such as seniors or people with one or more chronic conditions. One approach is known as disease management. Disease management programs can consist of a number of components, including multi-disciplinary teams, provider education, provider feedback, information technologies such as electronic medical records (to share patient information), organized provider networks, patient reminder systems, use of evidence-based guidelines, financial incentives to providers, and the use of family physicians that coordinate treatment (Ofman, et al, 2004). A similar approach, sometimes referred to as case management, consists of assessing, planning, managing and monitoring of an individual’s social, prevention and treatment needs. This is performed by a “case manager,” who in principle works with providers across all levels to ensure cost-effective treatment. Other less common models involve the delivery of a comprehensive package of services to a defined population through integration of financing, professionals and facilities under a single organizational and managerial structure. Kaiser Permanente and the Mayo Clinic in the USA are examples of an integrated delivery system.

The impact of coordinated care models suggests potential for improving system performance, though evidence on some indicators is mixed. In a review of the literature, Hofmarcher, Oxley and Rusticelli (2007) found disease management programs appear to improve quality and outcomes. Although these programs may reduce hospitalizations, their impact on cost containment appears inconclusive. Evidence from large integrated delivery systems suggest that these organizations are able to follow care management processes (such as clinical pathways), reduce unnecessary hospitalizations and lengths of stay, and provide higher quality care at lower costs than other types of delivery arrangements (Weeks et al, 2010; Tollen, 2008). Finally, effective primary care systems have resulted in reductions in often unnecessary and costly hospitalizations in both high and middle income countries (OECD, 2010a; Macinko, et al, 2010; Bynum et al., 2011; Bitran, Escobar and Gassibe, 2010).

- **A second set of measures would be evaluating the experience in improving hospital governance and management.** Given the diversity in hospital organizational reforms across China, it is necessary in the short run to have more rigorous evaluation of different models and the lessons from them. The national pilots in 16 urban areas from 2009 are a useful laboratory in this regard. In addition, there are improvements in adoption of ICT/MIS in hospital and insurance management which can significantly improve efficiency of operations under any model of hospital organization. Moving from paper-based to electronic systems can facilitate adoption of tools such as cost accounting software and electronic medical records. The key in MIS expansion, however, will be the need for consistent data standards and protocols across health facilities, to reduce the current fragmentation of systems and promote coordinated care across levels. And to make any organizational change effective will require a new generation of hospital managers. Finally, following the co-responsibility direction of reforms, efforts to involve greater third party and community involvement in the management and oversight of hospitals could be accelerated in line with the growing numbers of pilots throughout China.

In the medium term:

- **A further of reform to be initiated in the medium term is to introduce greater competition for public hospitals from the non-state sector.** Government is looking to encourage greater entry of private providers, including international health care investors who can bring global best practice in facility management and quality assurance. This could be both new facilities, but also non-state operators under contract arrangements with public hospitals. There is significant potential to contract out management of public hospitals to non-profit organizations as done successfully in MICs such as Brazil and a number of HICs. To realize this goal, health financing and purchasing arrangements will benefit from proactive inclusion of non-state providers. This in turn will require development of the licensing and accreditation regime to ensure minimum quality standards.
- **A second area for attention in the medium to long term is the capital investment strategy for hospitals and the appropriate future mix of health facilities to manage the NCD epidemic.** While China in recent year has been trying to build up its hospital infrastructure, it is also important to learn the lessons of OECD and transition countries that over-built their hospital networks and struggled subsequently to adjust the system as utilization patterns shifted. In the EU for example, hospital beds have fallen in response to NCDs from around 850 per 100,000 population in 1985 to around 530 in 2009, and average length of stay from 10.5 days to just over 6.5 in the same period.⁸⁰ As a result, the delivery model has shifted from hospital-based care to community-based ambulatory centres and “teleportal” clinics. This has been facilitated by rapid advances in ICT. In addition, hospital design is increasingly flexible to allow hospitals to expand or contract in response to shifting demand, and new technologies and care practices. Such trends suggest the need for a shift in the investment planning model for China’s health system in the medium term to “right-size” the hospital network.

(c) Addressing the challenges in health financing and payment systems

Health financing reforms would benefit from a dual track approach that focuses on reducing disparities between schemes and between localities, while in the longer run further examining the role of social contributions and general revenues in health system financing. Aiming for complete equality of coverage (services and financial protection) across all schemes and all areas is probably not realistic. However, it would be desirable to explore how increased higher-level funding could help equalize a basic package of services that localities could top-up with

⁸⁰ WHO Europe, European HFA Database, 2011.

local resources and which could be supplemented further by expansion of private insurance arrangements.

In parallel, it is necessary to accelerate provider payment reform in order to increase the incentives of all health providers for efficiency and quality. There have been a number of efforts to control costs in the health system, including drug lists and zero mark-up policies, controls on use of technology etc. But without a more fundamental shift away from the current provider payment systems, the basic incentive structure of providers will continue to drive inefficiencies and inappropriate care. This needs to be complemented with a stronger emphasis on professional ethics among providers, and tools for greater accountability of providers to patients.

In the short term:

The first step in the short-term is to integrate management of HI schemes within pooling areas. This is an agenda that is already being pursued in many areas and with central policy guidance toward integration of social insurance schemes. An increasing number of coastal areas are already merging the management of NCMS and urban residents' HI schemes and have even achieved integration of the three HI schemes (e.g., Dongguan). However, this is constrained in some provinces by the split management of different schemes across the health and human resources and social security departments.

Another short term measure which should also be considered is moving from the current model of individualized coverage in HI schemes to household-based coverage. This makes sense from an insurance viewpoint, as it spreads risks across the household members of different ages with different intensity of care needs. But it also makes sense in terms of supporting the core values of social policy which include building on family institutions.

In parallel, it is necessary to accelerate pilots on provider payment reform and evaluate their impacts on efficiency, quality and health outcomes. For all levels of care, the priority is to move away from the current fee-for-service model to alternatives. For higher level care and hospitals, case-based payment is the main direction of pilots presently. This helps to contain costs and is relatively simply to manage, but may raise issues in quality of care. It can also have unintended consequences on spending on uncovered services. Other alternatives such as DRGs avoid some of these problems, but are also much more demanding of information, management and monitoring systems.

In the medium to long term:

For the medium term, integration of the three HI schemes seems a sensible and achievable goal, initially within prefectures and provinces. It would require gradual equalization of schemes in terms of benefit packages and provider payment mechanisms, as well as a financing mechanism to promote the equalization. A key question is to what extent the coverage package of NCMS and urban residents is "scaled up" toward that of urban workers and, if so, over what time-frame consistent with fiscal constraints. This could be addressed in part by offering voluntary supplemental health insurance to those in the urban worker scheme.

To support such integration, it is necessary to raise the pooling level for health insurance to at least the provincial level and to define a common model of pooling to achieve more equalized health care coverage. Provincial-level pooling has been the direction of China's health policy for some time, but progress remains limited. The first question is what model of pooling will be pursued. International experience suggests that there is no single best model suited to all country contexts.⁸¹ Japan has had a single "virtual" pooling fund since the early 1980s. Other countries such as the Netherlands use a risk equalization fund which adjusts premium and payment rates. Others pool at the national level (Sweden and UK) or regional levels (Canada and

⁸¹ See World Bank (2010), China Health Insurance Policy Note.

Kazakhstan). In a number of countries, the process of moving to higher-level pooling took a decade or more, and this could be anticipated in China. Emerging experience in China suggests that some form of risk adjustment could be an intermediate approach, which could also help manage possible resistance from richer areas within each province.

Based on the evaluation of pilots, another key medium term reform will be to roll out nationwide provider payment reforms which fundamentally realign the incentives of providers and patients. Both China's pilot experience and the growing body of global practice—including in MICs—on provider payment reform can inform roll-out of provider payment mechanisms which are case-based or move towards DRGs. This is an essential achievement if any of the other reforms and reorientation of the health delivery system is to be achieved, if uncontrollable cost escalation is to be avoided, and if public trust in the health system is to be restored.⁸²

In addition to payment reform for hospitals, continuing reforms of doctor salary and compensation systems will be needed. Measures already being initiated to delink the incomes of doctors from prescription volumes are a welcome initial step in terms of aligning doctor incentives, efficiency and appropriateness of care. But a more fundamental reconsideration of the incentives embedded in current salary structures of doctors to profit maximize rather than provide appropriate and cost-effective care will be needed over time, even with case-based or other payment system reforms. This is an area where building consensus will be unusually challenging. The diverse experience of OECD countries in striking the balance between fixed and performance-based pay, and the different incentives and outcomes that result, provide useful lessons for China in this regard (see Chapter 4 for discussion of public sector worker pay).⁸³

In the longer run, a key question in health financing is the appropriate balance between insurance contributions, general revenues and out-of-pocket spending. In the past decade, the balance of insurance contributions and general revenues has already shifted in favor of the latter with the reliance on budget subsidies to promote expansion of the NCMS and urban residents' schemes. Out of pocket spending has come down somewhat, but is still well above the Government's longer term target of around 30 percent of total health spending. The increase in general revenues financing is a realistic acknowledgement of the challenges of covering rural and urban resident populations in a standard contributory insurance model, and the labor market risks of burdening workers with overly high social contributions. If merger of the three schemes can be achieved, combining the current demand-side budgetary subsidies in insurance schemes and supply-side subsidies to facilities into a basic scheme financed largely from general revenues becomes a real possibility in the longer term. Careful consideration of the alternative budgetary revenue sources to compensate for the removal or reduction of health contributions from workers would be required.

However, rapid progress in this direction has been achieved recently within Asia (including Thailand, India, Vietnam, and Philippines), with general revenues being the source of substantial coverage expansion. Similarly in the OECD, a number of countries moved from contribution-based to tax-financed health systems in the 1970s and 1980s (e.g., Denmark, Italy, and Spain), while those that have retained a contributions-based approach have in a number of cases reduced the rates of contributions and increased the share of general revenues financing (e.g., Netherlands, Austria).⁸⁴ These experiences and China's own with NCMS and urban residents' schemes suggest that it is worth reconsidering the balance of social contributions and general revenues (and the role of higher level and local authorities) in the longer run financing of the health system.

⁸² See World Bank (2010), China Health Provider Payment Policy Note for a summary of global experience with case-based and DRG payment reforms.

⁸³ See for example, Ould-Kaci (2011) on the French medical salary system, which relies on a higher fixed salary component in total doctor compensation, an approach similar to that of Japan.

⁸⁴ World Bank (2009).

D. The role of citizen participation in social services

(1) Current Status and Challenges

In recent years, initial efforts have been made to promote roles for citizens in service delivery. Historically, citizen participation in the management and oversight of social services has been weak in China. Lack of citizen inclusion is reflected in attitudes surveys which indicate significant frustration with providers of public services. As the challenges in social services move from expanding coverage and quantity of services to ensuring that services are of adequate quality, initiatives to increase the role of citizens in promoting effective local services have expanded. However, efforts remain highly localized and for the most part in their infancy.

Increased citizen participation has several potential functions.⁸⁵ It can be a channel for citizens to understand better the challenges and trade-offs that service providers face in assuring quality within budget constraints. It is one pillar of broader “social management” reforms in China which allow for some delegation of functions by the higher levels to the grassroots level. It can also help develop the capacity of citizen groups to express their grievances and provide an institutional basis for doing so. It can also build the capacity of communities for a future role as service providers in areas where community-based provision of social services has potential (e.g., aged care and early child development services), which can help promote pluralism in service delivery in the longer run.

The roles of citizens in service delivery can take three forms progressively: consultation, presence/representation and influence.⁸⁶ Consultation involves opening channels for dialogue and information sharing. Presence and representation involves institutionalizing access for certain social groups in specific elements of decision making. Influence is the final stage at which the representation of citizens translates into impacts on policies and the way services are run and organized. In general, China is at an early stage of developing these processes.

Emerging experience with different forms of citizen participation in social service delivery in China points to significant potential for increasing citizen voice. Recent experiences in Kunming, Chengdu, and Nanjing in the education and health sectors are summarized in Box 3.2.⁸⁷ The positive features include the following:

- Citizen satisfaction with services can be improved, through feeling that their views are being taken into account and through the increased accountability of service providers to citizens.
- The initiatives act as a localized and selective experiment in representative expressions of citizen voice.
- Citizens learn about the operating environment of local social services and are able to have a more informed dialogue with service providers on ways to improve quality.
- In the case of medical mediation, the initiative has the potential to resolve grievances in a more rapid and cost-effective manner than formal dispute resolution channels.

⁸⁵ See Gong and Yu (2011), background paper for this report.

⁸⁶ See Goetz and Gaventa (2001).

⁸⁷ See Gong and Yu, op. cit, for detailed review of these initiatives, as well as experiments in urban community management in Hangzhou and Chengdu.

BOX 3.2 Initiatives for Public Participation in Social Services

Field work for this report reviewed the experience of several local initiatives on promoting citizen participation in social service delivery. The cases reviewed include:

- Kunming, the capital of Yunnan province, following a pilot, in 2008 introduced *public election of primary and secondary principals*. More than 2000 schools now have elected principals for terms of 3 years. The elections involve voting of students/parents, teachers, and experts. In addition, there is a process for regular public supervision of performance and for dismissal and by-elections. The candidates are subject to an interview process by experts, faculty, and student and parent representatives. The second round of elections has recently been taking place. Candidates can come from anywhere in China, introducing wider competition to the local education market. The former lifetime tenure of the principal has been removed as a result. Anecdotal assessment of the experience is positive among parents, students, teachers, and local officials. As one principal expresses it, his attitude changed from “I was told to do” to “I wanted to do”. Teachers report more proactive school management and an increase in teaching quality. At the same time, there are concerns that the small number of experts is easily “bought” by candidates, and votes influenced with promises of benefits to other groups also. In addition, the interview panels and voters do not include migrants for the most part, so that the potential inclusiveness of schools in the future may be undermined.
- In Nanjing, the capital of Jiangsu province, *school councils* consisting of two thirds parents or community representatives and one third school representatives have been established in primary and secondary schools. Some schools allow for voting of parental representatives. They have internal powers to vote and recommend action to the school principal, though final decision-making authority rests with him/her. At the same time, important decisions of the principal can be put to opinion polls and further examination. While there is generally a positive anecdotal assessment of the experience in terms of transparency, there are also concerns of unclear accountability for the final decisions of the principal and the legal basis of the school council’s authority to recommend and review such decisions. A number of other provinces have similar institutions from kindergarten to secondary levels. Some of them, including Shandong province from 2009, and Chengdu city in the near future, have regulations which seek to clarify the scope of authority and underlying processes of the councils in order to give them a firmer jurisdiction. The 2010 National educational development Plan for 2010–20 has also suggested establishment of such parent councils on a nationwide basis.
- In Nanjing, a *People’s Mediation Council on Medical Disputes* was established in 2008. The council has at least two full-time mediators in each district with designated budgetary allocations. They come mostly from retired health bureau or legal systems. From 2008–2010, 1700 disputes have been handled, with more than 90% successful resolution. This number doubled in 2010, including group medical disputes as well as individual claims. While the experience is judged generally positively, the legal basis for the council is not robust, and the difference in bargaining power and information between large hospitals on the one hand and claimants on the other can be high. The lack of clear legal basis for follow-up and enforcement is likely to result in patients settling claims on terms that may not be to their best advantage.

Source: Gong and Yu (2011)

At the same time, the experiences reveal the challenges for effective citizen participation and the inherent trade-offs involved, including:

- While simple consultation may have value, for the real impacts of citizen participation to be felt, a clear policy and institutional framework is needed so their participation is not ad hoc but is truly linked to formal decision-making structures and the incentives of providers. Such a framework needs clearly to spell out the responsibilities and accountabilities of the citizens’

group, service providers, and local officials. It should also provide a clear financing base for the sustained operation of such initiatives.

- The specific interests of citizen groups (e.g., parents of a school) may at times run counter to some wider social policy objectives. For example, parental pushes to tighten student entrance criteria to promote elite student selection may run counter to wider efforts to reduce disparities between schools. This may be a particular problem with respect to future inclusion of migrant children.
- Citizens may not at times have the information to make informed decisions on matters involving questions of technical judgment, which can weaken their influence and bargaining power. This challenge is likely to be particularly pronounced in the health sector, where asymmetry of information between providers and patients is significant. This can be addressed through appropriate involvement either of citizens who have such knowledge and/or experts who are able to provide such inputs to the decision-making process.
- There is not as yet good evaluation of the impacts on both processes and relevant outcomes (both qualitative such as client satisfaction and “harder” indicators such as student performance, health facility quality indicators, or patient outcomes).

(2) Addressing the Challenge of Enhancing Citizen Participation in Social Services

National policies already set a clear direction for increased participation of citizens in social service delivery, but the key question is how to make this more effective in improving the quality of services and user satisfaction and ensuring consistency with equity objectives. Chinese and international experience point to several key challenges in promoting citizen participation that moves from consultation to structures and processes that give real authority and influence to citizens. The experiences reviewed above point to the importance of having a clear policy and legal framework for citizen participation, and a robust institutional and financing framework for ensuring that citizen participation is truly representative and does not place the costs of participation unduly on citizens themselves. To date, most citizen participation in China can be considered “state-mediated,” and there may be room in the future for initiatives that are more directly driven by citizens, as seen in many other parts of the world. There is also a major agenda for strengthening the capacity of citizens’ organizations to play a more informed and effective role. International experience also suggests that there are unexplored possibilities for extending the areas of citizen participation upstream beyond service provision to involvement in development of emerging policies for social services. Finally, it is important to define the limits of citizen participation more clearly in order to avoid raising expectations that cannot be met.

Looking ahead, some measures that can support this agenda include:

In the short term

- *Rigorous evaluation of experience in citizen participation in social services at the provincial and sub-provincial levels.* This would include qualitative assessments of the policy, institutional, and financing frameworks for participation; surveys of providers, service users, officials, and other stakeholders; and development of indicators on the extent of citizen participation and its impacts on service quality, education and health outcomes, client satisfaction, provider behavior and attitudes, and so on.
- *Development of national policy guidelines which draw on the lessons of evaluations.* The broad encouragement given by policies such as the National Education Development Plan will need to be made more concrete. In the health sector, the ongoing reforms would benefit from more explicit incorporation of citizen participation, which could include expansion of sub-national pilots in tools for citizen feedback on service quality such as citizen scorecards and web-based feedback and complaints services.⁸⁸

⁸⁸ See Brixli (2009).

- *In provinces where there is already experience, institutionalization of citizen participation processes and institutions*, for example through the adoption of provincial policies (e.g., as in Shandong with parent councils) and assured budgetary allocations to fund the effective operation of relevant mechanisms.
- *Information and education campaigns* among citizens, officials, and providers on the benefits of citizen participation, the challenges and limitations, and practical guidance on how to initiate and institutionalize mechanisms. This should include expansion of IT-based tools for informing citizens and seeking their inputs.
- Investment of public resources in capacity building of citizen groups and organizations to increase their effectiveness in social service oversight and management.

In the medium to long term:

- *Use of provincial policies and guidelines on citizen participation in social service delivery and oversight as a condition of receiving central transfers in the education and health sectors*, with a similar requirement for sub-provincial levels in order to qualify for provincial financing of social services.
- *Inclusion of indicators on citizen participation* in the monitoring and results systems of the education and health sectors and in the system for assessing the performance of local official.

Chapter 4 Developing a Flexible and Secure Labor Market

An innovative and internationally competitive China will need a workforce that can adjust quickly to changing market conditions and will need to ensure that workers continue to share in growth and have secure labor protection. To promote this notion of “flexicurity,” the report proposes:

- Lowering barriers to labor mobility by ensuring the portability of pension and social security rights and phasing reforms of the hukou system so all residents have equal access to a common set of social entitlements by 2030.
- Increasing the labor supply from the existing workforce. This will involve ensuring that older urban workers—particularly women—do not exit the labor force prematurely, through a mix of measures including raising the retirement age. Higher rates of off-farm rural employment for those unlikely to migrate to urban areas should also be promoted.
- Building labor market institutions that allow for a sustainable balancing of the interests of workers with the need to maintain competitiveness, in particular exploring options to reduce labor taxation and develop a more mature wage determination system.

A growing labor force has played an important role in China’s economic performance, but supply and wage dynamics are shifting. From just under 600 million in 1980, the labor force is expected to peak at 1 billion around 2015. The dramatic increase in labor mobility has reinforced the contribution of labor to overall growth. The movement of rural labor has enhanced productivity and fed the low-wage model of Chinese growth. But the situation is changing. In the 1980s and 1990s, real wage growth for migrant workers was fairly flat, while labor market returns to higher levels of education were high and sustained.⁸⁹ However, since the mid-2000s, a notable degree of wage convergence has taken place across skills levels and across space within the country. While all urban wage growth has been high in recent years, that of low-skilled workers has been particularly so, roughly doubling in real terms from 2001–2010.⁹⁰ Despite that, productivity growth has to date outstripped wage growth, avoiding inflationary pressures from the labor market (although there are signs of slower labor productivity growth in the second half of the 2000s).⁹¹

At the same time, the share of labor income in GDP fell during the 2000s, raising concerns about capital bias which may have contributed to rising inequality. The labor share was consistently around 60 percent of GDP from 1990 to 2004 before falling sharply to under 40 percent by 2008.⁹² While it has rebounded somewhat since then, there are questions concerning whether labor has been getting its “fair share” of the fruits of growth since the mid-2000s or whether the falling labor share was a short-run phenomenon produced by the transfer of labor to the more capital-intensive urban economy.

Looking ahead, China faces new labor market challenges as it seeks to move from middle- to high-income status. These include:

⁸⁹Rozelle et al. (2002); Cai and Wang (2010).

⁹⁰See Park et al (forthcoming); Cai et al (2011, a). Note that some commentators point to higher food and rental shares of migrants and low income workers in consumption relative to the CPI, both items that have risen faster than the overall CPI.

⁹¹See Cai and Wang, op. cit.

⁹²Adjustments in statistical measures around the time of the initial decline raise questions of how much it was a statistical artifact, but there appears consensus that a significant fall in labor income share occurred.

- *The aggregate labor force will start to shrink from around 2015, initially slowly but faster from the late 2020s, and is projected to be more than 15 percent smaller than its peak by 2050.*⁹³ The smaller labor force will support a growing elderly population.
- *China will no longer have the limitless rural labor surplus that has shaped the country's comparative advantage for the past 30 years.* Indeed, a number of researchers claim that the “Lewis turning point” was reached as early as 2003. The combination of shrinking/exhausted unskilled surplus labor and the concomitant massive increase in workers with senior secondary and higher education will fundamentally shift the dynamics of labor supply. This represents a huge opportunity for demand to adjust and move China up the value chain, but it also carries risks.
- *The rapid wage growth in recent years among migrants and low-skilled workers is accompanied both by rising expectations and evidence of compression in the productivity growth premium.* While this wage growth has been a positive phenomenon, it raises the question of how to balance the continued need for upward real wage adjustments with sustaining competitiveness as productivity growth eases over the coming decades in the face of diminishing returns to capital investment.
- *As migrant workers shift from being a “floating” to a more permanent urban population, they will increasingly expect better non-wage benefits, as well,* including social security coverage and other urban social entitlements such as free education and social housing which have historically only been available to local *hukou* workers.

A. Unleashing the Potential of Labor

(1) Trends and Challenges of China's Labor Market

With China's labor supply falling from the middle of this decade, it will be essential to ensure that labor force participation among the current stock of working age adults is adequate and that they are employed in the most productive ways. The discussion in Chapter 3 on human capital emphasized that the quality of *future* workers will need to improve for China to sustain robust productivity growth in the face of a declining labor force. However, there is also significant potential to increase labor supply among the *current* stock of working-age adults (primarily older urban workers). There is also scope to enhance the productivity of other groups: first, those who remain in rural areas, by increasing their participation in off-farm employment; and second, urban informal sector workers, many of them migrants. This section discusses these challenges and potential measures to address them.

There is considerable debate in China on the need to relax the one child policy to offset the impacts of rapid ageing. The policy has contributed to a fertility rate (1.54 according to the 2010 census) that is below what would be expected at China's income level. However, the experience of middle-income and East Asian countries and that of parts of China raises questions as to whether eliminating the policy would have a significant impact on the fertility rate. The TFRs of countries such as Japan and Korea (both around 1.3) and Vietnam (1.8) suggest that the long-run fertility increase may not be major even if the policy were eliminated. There may be other social reasons to relax the policy, but from a labor supply standpoint, this report argues that China will still face significant challenges in coming decades.

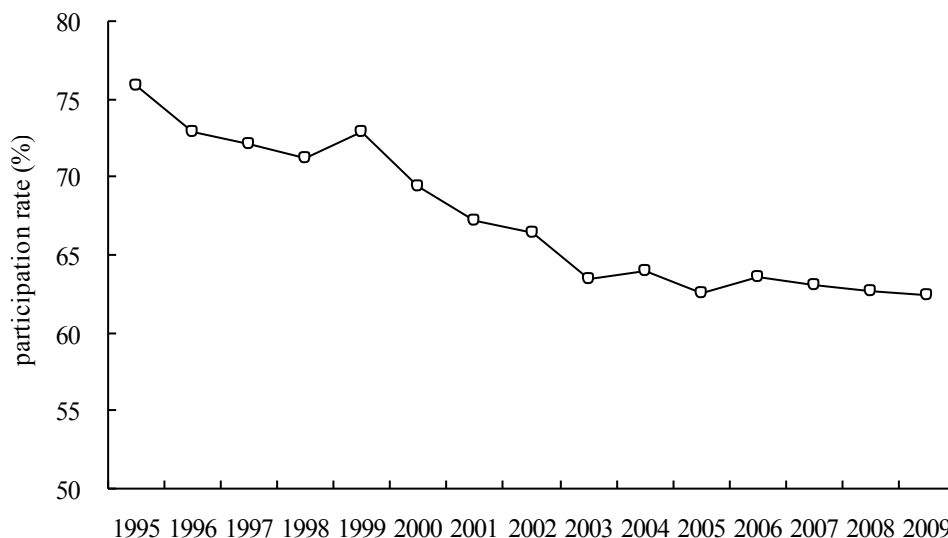
(a) The supply and structure of the labor force

While urban labor markets have seen a vast influx of migrant labor, they have also witnessed substantial declines in labor participation rates among local urban workers. This can be seen in Figure 4.1, which shows a steady fall in urban labor force participation rates (LFPR) among

⁹³ These trends appear to be accelerated in the light of the 2010 census results.

local workers from mid-1990s to 2009.⁹⁴ While this appears to have stabilized at 62–64 per cent, it is useful to understand the drivers.

FIGURE 4.1 Urban labor force market participation rate among local workers, 1995–2009



Source: Cai et al (2011). From China Statistical Yearbook (various years), China Statistical Press; China Population and Employment Yearbook (various years), China Statistical Press.

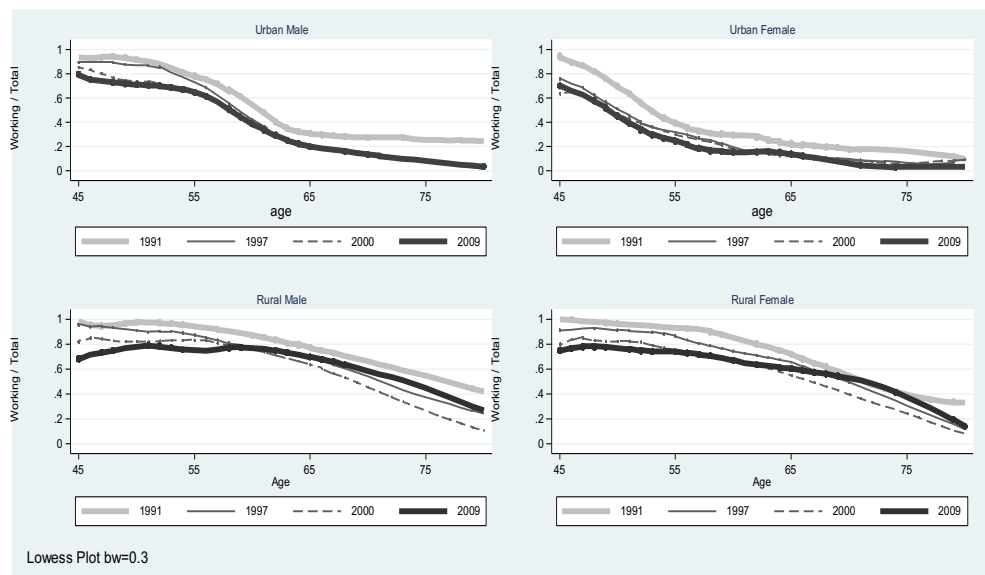
The overall decline in LFPR among local urban workers masks different patterns among younger and older workers. The mid- to end-2000s saw slight increases in participation among younger urban workers but a notable decline among those in their 50s. The decline among older workers has been a long term phenomenon and has continued after the main wave of SOE restructuring and more than offset the small increases in participation among younger workers. Even more striking is how early urban women withdraw from the labor force, with only around 20 percent LFP by the official retirement age of 55.⁹⁵ It is difficult to say to what extent the decline in participation among older workers is a supply-side phenomenon or is driven by the combination of demand for younger and better-educated workers and the big influx of cheap migrant workers in the same period, but regardless, it is clearly a long-term feature of urban labor markets. While LFPRs have also fallen for older rural workers, they remain much higher till much later ages than for their urban peers (Figure 4.2).

International comparisons reveal that China's local urban population has a significantly short working life than their peers in other countries. Figure 4.3 shows LFPRs for older workers for Korea, Indonesia, the United Kingdom, and the United States. While women withdraw from the labor force earlier than men in all cases, both urban men and women in all other countries shown withdraw noticeably later compared to those in China. The findings are strongly suggestive of challenges in the Chinese labor market and policy environment, which are likely to become more acute as society ages. The issues include early and mandatory retirement for men and women, hiring policies of employers who appear unwilling to hire older workers, and lack of opportunities for skill upgrading and “lifelong learning” among older workers.

⁹⁴ LFPRs are not reported in official statistics in China and have to be constructed. See Cai et al (2011a).

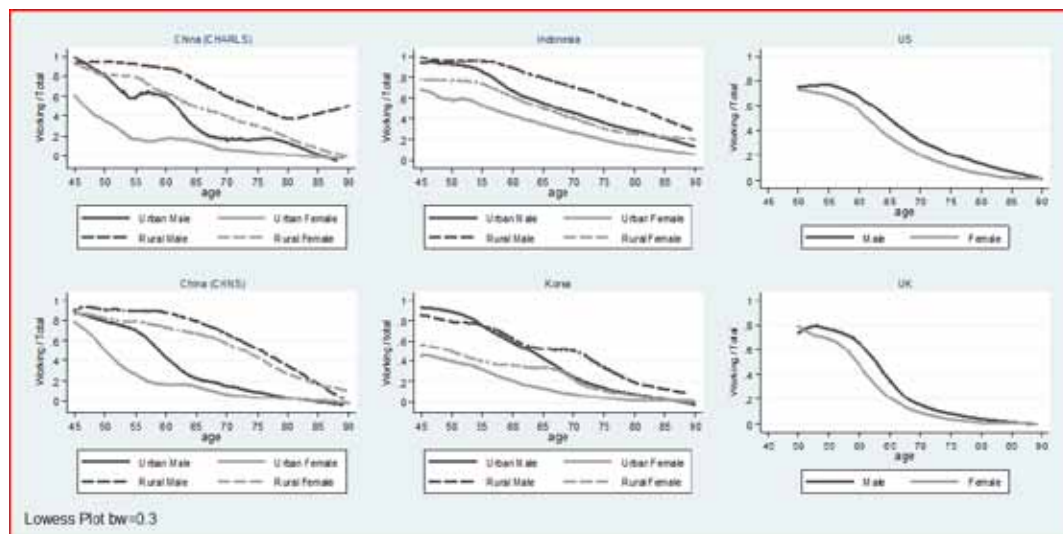
⁹⁵ Analysis also finds that work intensity among older urban workers has not increased to offset the falling supply and, if anything, has slightly declined over the same period. See Giles, Wang and Cai (forthcoming).

FIGURE 4.2 Employment rates of older workers by age, gender and rural/urban 1991–2009



Source: Giles, Wang and Cai (forthcoming), using CNHS waves.

FIGURE 4.3 Employment Rates by Age and Gender in China, Indonesia, Korea, UK and US



Source: Giles, Wang and Cai (forthcoming). Data sources: China: 2009 CHNS & 2008 CHARLS pilot; Indonesia: 2007 Indonesia Family Life Survey; Korea: 2006 Korean Longitudinal Study of Aging; United States: 2008 Health & Retirement Survey; United Kingdom: 2008/9 English Longitudinal Study of Ageing.

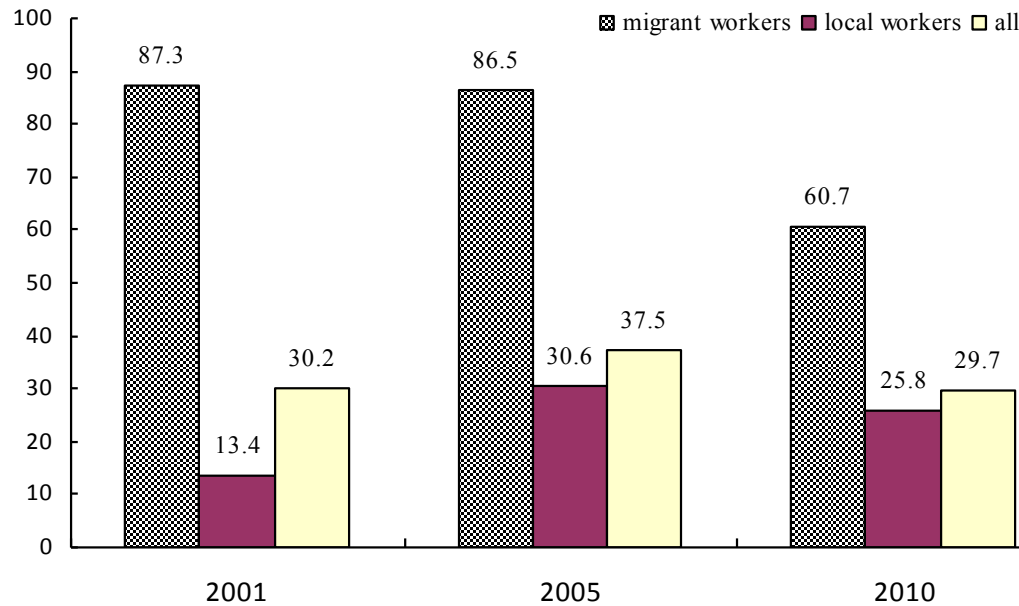
Gender analysis of urban wages suggests that one reason for early labor market withdrawal by urban women may be the gender wage gap. Hourly wage differentials between urban men and women have been consistent at 22–25 percent between 2001 and 2010.⁹⁶ Decomposing the differential to take account of both individual and job characteristics (sector and ownership type), the overwhelming bulk of the gap cannot be explained by observable characteristics, with

⁹⁶This is comparable to the gender wage gap in OECD-26 countries of 16 percent in 2008. However, both Korea (at 38 percent) and Japan (at 30 percent) were outliers, against countries such as Italy, which had a less than 2 percent gap. www.oecd.org.

the unexplained share of the difference ranging from 76-90 percent over the same period.⁹⁷ Recent analysis also confirms that returns to work experience in the labor market for women and notably lower than men.⁹⁸

A second issue in urban labor markets is the share of informal work and the potential to enhance productivity and worker protection through reforms that facilitate greater participation in the formal sector. Labor informality in urban China has undergone major transitions in the past two decades. Although the overall share of the informal sector in urban employment has decreased in recent years, it still accounts for a large proportion of the urban labor market (Figure 4.4). Notably, over 60 percent of migrant workers in 2010 were in the informal sector, indicating a remaining agenda for their incorporation into urban social security and labor regulation systems. Even within the formal sector, migrant workers are heavily underrepresented in monopoly sectors (usually SOE-dominated) where wages are higher than competitive sectors and where there is evidence of “wage rents.” In 2005, migrant workers accounted for only 3.1 percent of employment in monopoly sectors, compared to their 40 percent share in the overall urban labor force.⁹⁹

FIGURE 4.4 Size and composition of informal employment in urban labor market various years



Source: Cai et al (2011), based on CULS data, various years.

(b) Rural labor supply

Another potential source of future productivity growth is reallocation of rural labor from agriculture to off-farm activities. The decline of the Chinese labor force has been the subject of much speculation, in particular on whether the rural labor surplus has already been or soon will be exhausted.¹⁰⁰ Under even the most optimistic scenarios, it seems clear that the rural labor surplus is declining and will certainly be exhausted before 2030. At the same time, the profile of the remaining rural labor force suggests significant scope to increase productivity within rural areas through movement to off-farm activities in their localities.

⁹⁷ See Cai, Wang and Du (2011).

⁹⁸ See China Human Capital Report (2011), China Institute for Human Capital and Labor Market Research.

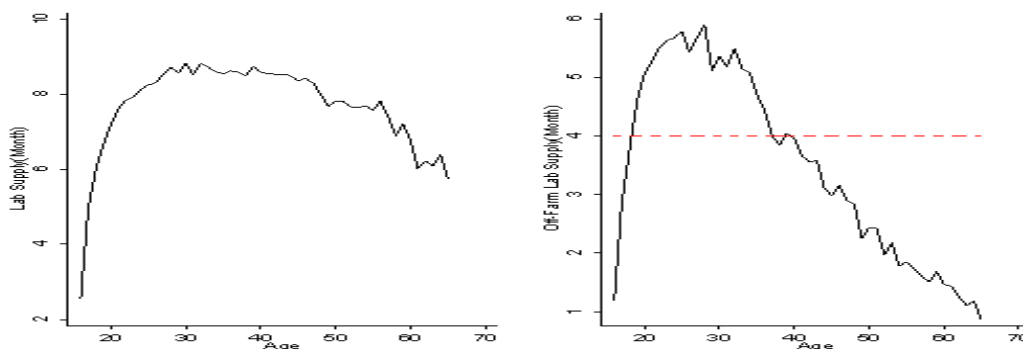
⁹⁹ See Yue, Li and Sicular (2011) using data from the 1 percent population census of 2005.

¹⁰⁰ There are many contributions to the “Lewis turning point” debate in China. See the symposium on the subject in China Economic Review (vol. 22, 2011).

The profile of the remaining rural labor force indicates that their potential for substantial urban migration may be limited. The profile of those still working in agriculture is not one that would normally be in high demand in urban areas—they are almost 47 years old on average, 60 percent of them are women (often with caring obligations for children and/or aging parents) and have average educational attainment of only 7.3 years (less than a complete mandatory general education). While there may be some scope for further movement from agriculture to urban areas, the observation by one set of authors that “all the low hanging fruit has been picked” seems accurate.¹⁰¹ The argument is supported by analysis from other national surveys which found in 2007 that over 80 percent of rural laborers aged 16–30 were in non-farm activities, typically working as migrant labor.¹⁰²

However, analysis of rural work patterns also suggests that there is still significant scope for increasing the labor supply of existing workers and their participation in off-farm work. Analysis of data on time and place worked (farm or off-farm) among the rural population from the 2005 mini-census indicates significant underemployment in rural areas, with average labor supply being under nine months even in the peak period of work life (Figure 4.5). If one equalizes total months of rural work to full-time equivalent workers (assuming a ten-month work year), the total agricultural working population shrinks from the official estimate of 297 million to 231 million, around 22 percent lower. The analysis also shows low intensity of off-farm labor supply, with participation in off-farm employment averaging only around four months and dropping sharply after age 40.

FIGURE 4.5 Labor Supply by age for Rural Labor Force (LHS) and Rural off-farm (RHS), 2010 (months per year)



Source: *Migrant Workers Monitoring Report in 2010*, mimeo.

(2) Addressing the Challenges in Labor Supply

Raising labor force participation among older urban workers, increasing formal sector employment in urban areas, and incentivizing further participation in off-farm rural work can help dilute the impacts of a shrinking labor force. One important point for policymakers is to avoid the “lump of labor” fallacy, which suggests that keeping older workers in jobs reduced employment opportunities for younger workers. International evidence consistently shows that this is not the case. Some reforms and initiatives that could help to address labor supply challenges include:¹⁰³

¹⁰¹ Park et al (2011).

¹⁰² See Huang et al (forthcoming), cited in Park et al (2011).

¹⁰³ See OECD, *Live Longer, Work Longer* (2006). Murrugarra (2011) discusses policy responses in Latin America to similar challenges.

- **Gradually raising retirement ages in the urban pension systems, removing the mandatory retirement age, and ending disincentives for later retirement.** These reforms are politically challenging reform but seem unavoidable as society ages. Starting earlier can allow for a more gradual increase in retirement ages, to at least 65 for both men and women. Many OECD and transition countries have undertaken this reform in recent years, with the annual increase in the retirement age ranging from a more gradual pace of one to three months a year in OECD countries to six months per year in many transition countries. If reform can be started in the 12th Plan period, by 2030, the age for men could reach 65 with a fairly gradual increase of three months per year, while for women full equalization would take longer.
- **Facilitating access to part-time jobs and flexible work arrangements for older workers.** A key area of employment experimentation in OECD countries is flexible work arrangements for older workers. This includes arrangements such as “job-sharing” to split a full-time position across more than one worker (as for example in Germany) and more opportunities for part-time work. Such arrangements can help facilitate greater labor force participation by women, which seems to be a particular challenge in China. Some countries have used wage subsidies for older workers to support such measures, although this needs to be done carefully to avoid distortions in the labor market. China would benefit from a close assessment of international lessons and expansion of pilots domestically.
- **Enhancing mid-career skills training and upgrading.** By the time workers reach their 50s, employers may feel that investing in skills upgrading has low returns. OECD experience suggests that skills upgrading at mid-career is both more attractive to employers and intervenes before the “point of no return.”
- **Strengthening the focus of employment services on placement of older workers.** A number of OECD countries have introduced specific employment service programs for older workers, piloting new approaches to promote effective job search. This has been supported in some cases by special incentive payments for private employment agencies for placement of older workers.¹⁰⁴
- **While the above measures would also be beneficial for rural workers, additional policies could help facilitate their more active participation in off-farm labor.** To the extent that there is greater relocation of production away from coastal areas, more opportunities should be available for rural workers closer to their homes. This may increase their willingness to move into off-farm work, but in many cases, they will need significant investments in training and skills upgrading of rural and migrant workers to be able to take advantage of such opportunities. Substantial investments have been made in recent years.

B. Building Modern Labor Market Institutions

International evidence suggests that labor market institutions can have important impacts on the distribution of income. The effects of labor market institutions on macroeconomic performance, income distribution, employment, and other variables remain disputed.¹⁰⁵ However, reviews of international evidence agree on one consistent finding: the strength of labor market institutions in determining wages has a significant impact on the distribution of income both within countries and across them.¹⁰⁶ Given China’s desire to control the rise in inequality, the potential role of labor market institutions is therefore of importance. This section focuses on two key labor market institutions: labor taxation and wage setting, including broader wage determination and minimum wages in the urban labor market.

¹⁰⁴ See OECD (2006), op. cit.

¹⁰⁵ The effects of LM institutions on indicators such as employment and unemployment rates are the subject of debate. See Freeman (2007) for a review of the literature.

¹⁰⁶ See Freeman (ibid).

(1) Wage determination

(a) Overall wage trends and wage setting

Wage setting above the minimum is a highly decentralized process that is in the process of evolving toward a mature and uniform “system” of wage bargaining. The first provisions on collective contracts were in the 1994 Labor Law, and a series of guidelines and regulations have been issued periodically since then. The number of workers covered by collective contracts increased from around 50 million in 1998 to 94 million in 2009. Most recently, the Employment Contracts Law, effective from 2008, provides the legal framework, supplemented by the 2010 regulations for the “Rainbow Project” of MOHRSS which urges complete coverage of collective contracting in firms with trade unions by the end of 2012.¹⁰⁷ Firm-level contracts are to be supplemented by regional- and industry-level collective contracts. The expansion of collective contracts has been mirrored by the increase in members of local branches of the state trade union, rising from around 100 million in 2000 to 226 million in 2009.¹⁰⁸

Wage negotiations are guided in principle by Wage Guidelines issued by the local labor authorities.¹⁰⁹ The local guidelines are based on annual surveys of local firms for different occupations in various industries and work within national criteria. Each profession has a top, middle, and bottom wage level, and the national method is in principle meant to provide comparability across regions. The system is meant to provide an external reference point for employers in wage setting, and the number of occupations and sectors covered has gradually expanded since introduction.

In practice, collective bargaining is at an early stage of development and faces a number of challenges in maturing from a consultative to a truly bargained process. While the mechanism of collective contracting is spreading in urban firms, the practice can be considered more one of “wage consultation” rather than bargaining in the standard international sense.¹¹⁰ Evidence shows that such consultation has reduced labor confrontations in multinationals who have such mechanisms, but it is also clear from the rising incidence of labor disputes in China that much remains to be done. A key challenge in the process of developing truly tripartite wage bargaining is the role of the All-China Federation of Trade Unions (ACFTU), which is still evolving toward a role as the representative of workers in wage discussions. A second issue is the role of wage guidelines, which are based on surveys that are often not fully representative of the local labor market, and in any event play an unclear role in the discussions over wages at the firm level.

Public sector wage setting are determined separately and the mechanism for wage setting is not systematic. On one hand, analysis suggests that over 50 percent of the wage gap between monopoly (largely state-owned) industries and competitive industries cannot be accounted for by observable characteristics of workers.¹¹¹ In contrast, in social services, the education sector introduced from 2009 an element of so-called performance-related pay (PRP), but these sought to address a complex set of issues related to the relative pay of rural teachers, the pay of teachers generally relative to civil servants, and a desire to reduce incentives for informal payments.¹¹² In the health sector, the fee-for-service system that has historically dominated naturally produces an indirect form of performance (or at least volume of service) based pay, some of the negative effects of which are discussed in Chapter 3.

Wage outcomes in the urban labor market indicate that varied mechanisms are driving wage setting. In recent years, there have been positive signs of rapid convergence of the average wages

¹⁰⁷ See Wang et al (2011), background paper.

¹⁰⁸ <http://www.mohrss.gov.cn>.

¹⁰⁹ A Notice on Building the Wage Guideline System of Labor Market, MOHRSS (1999).

¹¹⁰ See Shen and Benson (2008) for a useful comparison of Chinese wage consultations and typical ILO standard wage bargaining. Bai (2011) discusses the role of ACFTU and interactions with the interests of capital and labor.

¹¹¹ Yue, Li and Sicular (2011).

¹¹² See Wang and Gong (2011).

of migrant and local workers, indicating that the labor market fundamentals of demand and supply are overcoming rigidities in wage setting mechanisms. The convergence can be seen in the falling differential in average hourly wages over the 2000s and in the degree of difference that can be explained by observable individual and job characteristics. Table 4.1 shows the rise in hourly wages of migrants relative to local hukou workers from only 35 percent in 2001 to 78 percent in 2010.¹¹³ In addition, the proportion of the difference explained by observable characteristics rose from 82 percent in 2001 to 98 percent in 2010. In contrast, evidence on wages in monopoly sectors—mainly dominated by SOEs—indicates that in 2005, a high wage gap remained between SOE workers and those in competitive sectors. Around half of that difference could not be explained by the characteristics of the workers in monopoly and competitive sectors, such as gender, education, age, and so on.¹¹⁴

TABLE 4.1 Hourly wages of migrant and local workers, and % of difference explained by observable characteristics, 2001–10

	2001	2005	2010
Migrant hourly wage as % of local workers	35.0	46.7	78.0
% of difference explained by individual characteristics	74.7	62.3	63.7
% explained by individual and job characteristics	81.7	72.5	98.0

Source: Cai et al (2011, b), using CULSS 1-3, and Oaxaca-Blinder decomposition.

(b) Minimum wages

Minimum wages in China are a fairly recent phenomenon and the system is still evolving, with as yet unclear significance in wage determination and market wages. The first minimum wage regulation was only in 1993, with articles also in the 1994 Labor Law. However, it was not until 2004 and then further in 2007 that more detailed guidelines on minimum wage setting emerged.¹¹⁵ Minimum wages are set at a decentralized level, most often at the municipality level, and should be adjusted at least every two years (although with no clear indexation mechanism). As shown in Figure 4.6, real minimum wages across China have increased by almost two and a half times since the mid-1990s, with a rising share of cities doing annual adjustments (except in 2009 with the global financial crisis).

Standards for minimum wage setting focus on the relationship with cost of living and relative wages rather than productivity. According to the 2004/07 regulations, factors to be taken into account in setting minimum wages include the local minimum living cost, urban consumer price index (CPI), social contributions, average wages, and the economic and employment situation in the locality. Factors not mentioned include productivity, producer prices, and share of informal economy. City-level data on minimum wage elasticities show that minimum wages have the strongest association with the level of average wages, followed by local average consumption, while the urban CPI has a significant but much smaller effect.¹¹⁶

While minimum wages have adjusted sharply upward in recent years, the vast majority of formal and informal workers in urban areas have labor incomes above the official minimum. Table 4.2 shows that almost all workers—whether migrant or local, men or women—receive

¹¹³The *total* average monthly wages of migrant workers are in fact higher than those of local workers as migrant workers work more hours.

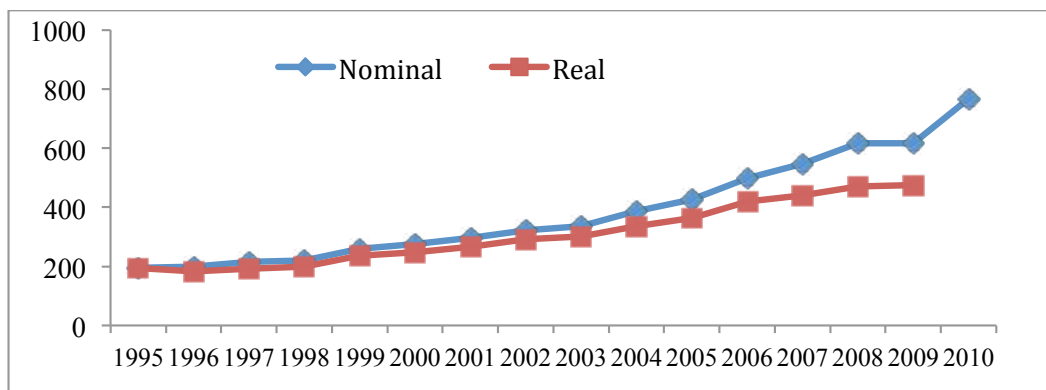
¹¹⁴See Yue et al (op. cit).

¹¹⁵Regulations on MW in Enterprises (1993); Provisions on MWs (2004); and MOLSS Notice on Further Developing the MW System (2007).

¹¹⁶Cai et al (2011, b).

labor income above the city-level minimum wage. Overall, the minimum wage is increasingly not a wage that workers generally are paid (or earn) in urban areas, but it serves as a reference point significant in its relativities to overall wage levels and to social benefits and thresholds. It therefore performs a benchmarking and administrative function, as well as an important political signaling function of the concerns of the authorities for low-wage workers. The question for coming years is whether the minimum wage will evolve toward playing a more direct role in the labor market, as discussed in the policy recommendations section below.

FIGURE 4.6 Urban minimum wage adjustments, 1995–2009 (1995 RMB)



Source: Cai et al (2011b), from Minimum Wage Dataset, from labor bureaus and yearbooks.

TABLE 4.2 Share of migrant and local workers with income above minimum wage by gender, 2001–2010

	Share of migrants above minimum wage (%)	Share of locals above minimum wage (%)
CULS2001		
Male	92.3	95.5
Female	86.3	88.9
Total	90	92.6
CULS2005		
Male	88.3	91.2
Female	76.4	83.5
Total	83.2	87.9
CULS2010		
Male	98.2	97.2
Female	97.1	97.3
Total	97.7	97.3

Source: Cai et al (2011,b).

(c) Improving approaches to wage determination—looking ahead

Wage determination will play an increasingly important role in coming years in balancing the interests of workers and sustained competitiveness. The key will be to strengthen the linkage between wage setting and productivity growth. Real wages in urban China have enjoyed a period in which they have risen rapidly but below productivity growth. As the rural labor

surplus is exhausted, productivity growth from labor transfer will decline over time. However, worker expectations of sustained rapid wage growth will be entrenched, increasing the challenges of sustaining the productivity/wage of recent years.

Aside from minimum wage reforms, other reforms of wage setting in the formal sector will need to be deepened to achieve a more uniform and market-based approach to wage setting. While the overall direction of such reforms is common across the PSU, SOE, and private formal sectors, the starting points differ. The pace of reform and factors to be considered thus also differ. Directions to be considered include:

- *SOE sector reforms.* For SOEs, the initial priority is to establish a robust system of benchmarking wages so that SOE wages are increasingly determined by reference to relevant comparators in the wider labor market rather than simply the amount of profits available for distribution to workers. The current wage premia of SOEs are a reflection of underlying distortions in the operating environment of SOEs and are difficult to justify on either efficiency or equity grounds. Although strengthening and enforcing a rigorous benchmarking system will be challenging for SOEs in sectors where only the state sector is active or in cases where a single employer is a monopoly, the more generic types of functions could be benchmarked against the outside market (e.g., accountants, secretaries, drivers). It would also be useful in the case of local monopolies to benchmark their wages across regions to get a broad sense of within-industry comparability and identify outliers.

Enforcing wage discipline in the SOE sector will be challenging, but it could yield significant benefits for the Chinese economy and also result in a more equitable distribution of wages across society. The specific nature of the benchmarking process would be a matter for the Chinese authorities to consider further, but the evidence strongly suggests that a transparent system of some form is needed. Over the longer run, the direction of reform would be to have SOEs conducting collective consultation and bargaining in the same way as other firms under current labor legislation.

- *PSU reforms.* The issues in wage setting for PSUs are somewhat distinct, as there is the additional challenge of promoting accountability of public sector workers while ensuring that they are compensated adequately. Given the unsystematic nature of PSU wage setting, it would be desirable in the short to medium term to develop a national strategy on reforming PSU wage setting, including for social services. This could be linked to broader systems of HR management, professional development and promotions.

A big question for China is the extent to which it wishes to have performance-based pay as an element—and if so, to what degree—in setting wages for workers in the education and health sectors. Overall, there is a desire to explore the possibilities of PRP in the social sectors, but clarity on the objectives and potential modalities is lacking. The international experience in recent years suggests that PRP is not suitable for all types of public sector workers. In considering the appropriateness of PRP, several questions must be addressed: (i) how closely is performance actually linked to pay, and what other factors are driving provider performance? (ii) how much are policymakers willing to shift the risk of low performance from the state to providers themselves? (iii) are there indicators of performance that are consistent with the overall policy objectives of the sector and that have credibility among workers in the sector? (iv) if so, can those indicators be measured in a reliable, consistent, and transparent manner? (v) what unintended consequences may result from an over-reliance on certain performance indicators?¹¹⁷; and (vi) are there alternative approaches to incentivizing better performance by providers that may be more acceptable to the professions and less likely to induce unwanted behavior by providers, e.g. structuring the promotions system within the education and health

¹¹⁷The standard example in education is teachers “teaching to the test” when examination results are a key indicator, perhaps neglecting the development of other skills in students. Another example is over-servicing by health providers when “performance” is determined according to the volume of services provided.

sectors to place a higher emphasis on performance and results rather than seniority or other factors. More broadly, if PRP is implemented primarily to address shortcomings in the wider system of governance and accountability in the education and health sectors, there may be other instruments for achieving the goals more effectively.

In considering whether PRP is appropriate, it is clear that *purely* performance-related pay is not suitable for teachers and health providers due to the perverse incentives that may result. If it is to be applied, a base compensation with some degree of bonus would be more appropriate. In addition, a stronger system, for determining promotions and peer appraisal of performance is needed. International experience also suggests that a “one size fits all” approach to PRP should be avoided. The specific characteristics of the population being serviced should be taken into account in assessing provider performance—for example, through adjustments to account for remoteness or specific challenges of servicing particular population groups such as migrants or minorities. Box 4.1 summarizes some lessons of experience of PRP in OECD countries in the health and education sectors.

BOX 4.1 Lessons from performance related pay experience for civil servants in OECD countries

Despite a growing history of experiences with performance-related pay for health and education workers in OECD countries, the desirability and outcomes of PRP remain contested, and the gap between rhetoric and reality is often large. As of the mid-2000s, two-thirds of OECD countries had PRP for public sector workers or were introducing it (OECD, 2005). The objectives underlying the introduction of PRP vary and are often related to the desire to promote wider organizational or management change, in addition to objectives related to the motivation or performance of individual workers. The scope of PRP initiatives has also varied, with schemes often more focused on managerial public sector workers and/or in specific sectors. In addition, the actual assessment of performance varies, with some systems having no or low individual assessment.

While the degree of PRP is not as great as may sometimes be claimed, salaries of civil servants in most OECD countries consist of three components: (i) base pay, (ii) pay based on the specific duties of the position, and (iii) a performance-related element. The share of PRP has generally been fairly modest, with PRP bonuses rarely more than 10 percent of the base pay of civil servants, although closer to 20 percent for management-level staff. Some overall trends or features emerge from the review of OECD experience, including:

- There has been some expansion in the use of team or group performance as the benchmark for assessment of PRP.
- The countries with the strongest PRP emphasis are also those with the highest delegation of human resource and budgetary management responsibilities.
- In a number of cases, PRP systems have tended to become more decentralized over time.
- The criteria for assessing performance have become more diverse, with greater attention to outputs as well as competencies and social skills. At the same time, PRP systems have become less formalized and detailed, relying less on quantifiable indicators of performance.
- Many countries have experienced implementation problems, for example prior to introduction in negotiations with unions and workers, during the deployment phase with management who may not well understand the system and objectives, and in terms of the costs in money and time for introducing PRP and the monitoring systems that it requires.
- International experience suggests that PRP itself may be only one factor in motivating workers, who emphasize other factors such as job content and satisfaction, flexibility of working arrangements, and promotion and other forms of recognition.
- PRP should not be used in isolation but as a tool to promote wider organizational reform, and the objectives and performance criteria should be set with this in mind.

Sources: OECD (2005); Wang and Gong (2011).

Formal private sector. For the formal private sector, the challenge will be to develop a mature system of collective bargaining. To make progress in this direction, the role of the union as an effective voice of workers in wage negotiations will be expected to strengthen. Gradual reforms in collective bargaining can be supported by efforts to make the labor market more competitive so that the relative bargaining strength of employers and workers reflects underlying supply and demand in the labor market. This is starting to happen to some extent as the earlier labor surplus declines and workers have a credible position of exit to other firms if wage settlements are inadequate. The bargaining process in the private sector can also benefit from better information on productivity growth through an improved system of labor statistics.

As a starting point, the basic function of the minimum wage will need to be reoriented. The primary function of the minimum wage is to ensure that workers are not exploited due to their limited bargaining power and that they receive a wage that fairly reflects their contribution to productivity growth. It is not intended on its own to pull families out of poverty; keeping families out of poverty is the job of other policies, particularly social protection programs. Setting minimum wages too much according to their poverty function could actually harm low-income workers by increasing unemployment or pushing them into the informal sector.

China's challenge over the coming decade will be to shift from its current "living wage" approach with respect to the minimum wage to a "wage floor" approach which is more common in OECD countries. Like the current approach, "wage floor" approach takes into account a number of factors in determining the minimum wage. Table 4.3 provides examples of factors that are included in determining the minimum wage in some OECD countries as well as Hong Kong, China, and Taiwan, China. The major distinction is that some measures of productivity growth and/or competitiveness are the primary factors in minimum wage setting. While price inflation and other factors remain important, the key is adjusting minimum wages to reflect productivity growth. China has elements of this approach in its current policy, but the relative balance between a needs-based approach and a productivity-based approach is toward the former.

Shifting toward a "wage floor" approach will require an improved system of labor market statistics to provide timely and reliable measures of productivity to the authorities setting minimum wages. At present, the Chinese statistical system does not produce such measures on a timely basis. Reforms of labor market statistics will need to be deepened, with regular surveys of representative samples of firms and workers. Greater efforts will be needed to include small- and medium-size firms in the samples. Historically, firm surveys have been based on information from large and state-owned firms, probably resulting in an upward bias in wage data.

(2) Labor taxation

(a) Current status

China is a high labor taxation country if one pays all social insurance (SI) contributions. The rates of social contributions are high by any standard, and also exhibit considerable variation across and within provinces (e.g. within Guangdong alone, the employer contribution rate for pension in 2010 ranged from 9 percent in Dongguan to 22 percent in Zhanjiang). Pension dominates, in part driven by the high costs of funding legacy pension costs (see Chapter 5).

By international standards, the "tax wedge" on workers is higher than most OECD countries, and well above East Asian regional comparators. Figure 4.7 shows the "tax wedge" on labor for a single worker on average wage in urban China compared to other countries, including the housing contribution.¹¹⁸ China's tax wedge of 45 percent is very high. In addition, the

¹¹⁸The tax wedge is calculated as (total labor cost—net take home pay)/total labor cost. So for China, assume payroll = 100 RMB, then total labor cost (100 + 42) = 142; net take home pay (100—22) = 78, and tax wedge = (142-78)/142=45.1%. For many countries, one would also calculate the PIT levied after deduction of SI contribution, and OECD also allows for transfers from the state (e.g. income tax credits). In China, neither of these is included in the calculation for the average urban worker who falls below the PIT threshold. See OECD for data across countries.

share of SI contributions in total tax wedge is even higher, as most countries have a tax wedge composed of social contributions and personal income tax (PIT), while the average worker in China does not pay PIT.

TABLE 4.3 Minimum wage approach and criteria, various countries, end-2000s

Country	Minimum Wage approach	Key Criteria for MW determination
Australia	Wage floor	Productivity; business competitiveness; relative standards of living; workforce participation rate.
Korea	Wage Floor	Cost of living; economic growth rate; average wage level; labor productivity; unemployment rate; consumer price index and income distribution. There is no fixed weight for this factors and the relevance of each is determined within the Councils debate and varies in time.
Taiwan, China	Wage Floor	Conditions of national economic development; Price index; National income and average individual income; Labor productivity of different industries & employment situation; Workers' wages in different industries; Survey and statistical figures on household income & expenditure
United States	Wage Floor	Manufacturing productivity; affordability to employers; cost of living; wage levels.
United Kingdom	Wage Floor	Pay differentials; inflation; business costs; competitiveness; employment; economic conditions.
France	Living Wage	Overall wages and income; CPI; economic conditions; needs of workers and families.
Hong Kong SAR, China	Wage Floor	General economic conditions: latest economic performance and forecasts; Labor market conditions: labor demand and supply, wage level and distribution, wage differentials and employment characteristics; Competitiveness: productivity growth, labor costs, operating characteristics of enterprises, entrepreneurship, business sentiment and solvency and relative economic freedom and competitiveness; Standards of living: changes in employment earnings and inflation.

Sources: HK Provisional MW Commission (2010); World Bank (forthcoming).

TABLE 4.4 Urban Social Insurance Contribution Rates in Urban China

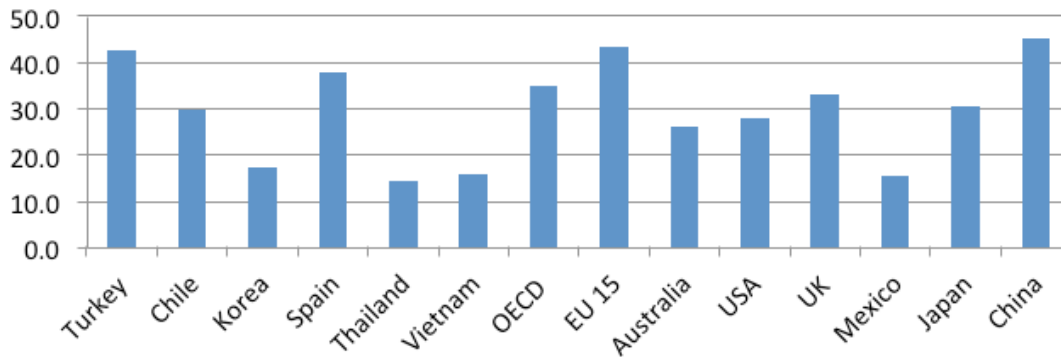
Type	Employer	Employee
Pension insurance	20 percent of payroll	8 percent of monthly wage
Unemployment insurance	2 percent of payroll	1 percent of monthly wage
Medical insurance	At least 6 percent of payroll	2 percent of monthly wage
Work injury insurance	0.5-2 percent of payroll	No contribution
Maternity insurance	0.5-1 percent of payroll	No contribution
Total	29-31 percent of payroll	11 percent of monthly wage

Source: Authors' compilation based on policy directives and documents of MOHRSS and DHRSS.

High average labor taxation becomes very high for low-income workers, leading to outright avoidance of formal employment or “selective formalization” of employment relations within the formal sector. The tax wedge on labor dampens incentives for formal sector participation for all workers, but an even more extreme impact can be seen when considering the marginal

SI contribution rate of low-paid workers. This effect is produced by the policy of setting the minimum SI contribution wage at 60 percent of the average wage in each locality. Table 4.5 shows the distribution of urban workers in a selection of large cities whose wage falls below the 60 percent threshold. Around one-third of all workers fall below the minimum contribution base threshold. For those at 50 percent of the average wage (13–29 percent of all urban workers in these cities in 2010), the effective SI tax wedge if they are in the formal sector would be around 67 percent. This is clearly an exorbitant burden of labor taxation and could be expected to be a strong disincentive to formal sector participation at the lower end of the wage income distribution.

FIGURE 4.7 Tax wedge on average formal sector worker, various countries, 2010



Source: OECD, 2011. For tax wedge definition, see footnote 110.

TABLE 4.5 Share of workers with income below minimum SI contribution base (40–60% of average wage), 2001–2010

		2001	2005	2010
Below 60%	Shanghai	32.35	29.05	31.37
	Wuhan	36.95	37.44	37.96
	Shenyang	28.1	33.84	31.41
	Fuzhou	32.88	30.69	31.3
	Xi'an	40.44	31.16	35.99
Below 50%	Shanghai	28.56	22.89	25.12
	Wuhan	11.53	28.89	29.07
	Shenyang	9.98	15.9	13.68
	Fuzhou	19.85	20.74	21.53
	Xi'an	20.72	17.64	18.05
Below 40%	Shanghai	13.91	12.58	13.09
	Wuhan	3.45	14.13	11.19
	Shenyang	4.87	9.8	7.52
	Fuzhou	11.66	13.12	12.51
	Xi'an	7.04	6.64	9.16

Source: CULS 3, using city average wage from survey average, in Cai et al (2011, b).

“Selective formalization” can be seen in the varying levels of participation in different types of “mandatory” SI in urban areas. The total number of contributing urban workers ranges from 194 million for pensions, 178 million for health insurance, only 134 million for unemployment insurance, and under 80 million for housing funds. (for 2008, the latest available year).¹¹⁹ Whether driven by employer and/or employee preferences, there is clearly large-scale and tactical “opting out” of social insurance schemes in response to high tax rates. At the same time, most urban SI funds continue to generate significant surpluses.

(b) Reforming labor taxation—looking ahead

As part of its overall adjustment of the tax structure, it would be desirable for China to lower the tax burden on labor over time. The reform of labor taxation is only part of the broader tax restructuring discussed in the Economic Restructuring report. If new revenues such as property taxes can be introduced, the potential to reduce taxes on labor may increase. Any reduction would need to be gradual and carefully sequenced to avoid over-volatility in public revenues.

Even within the current system, labor taxation could be reduced in some areas without unduly harming the benefits that workers derive from their contributions. These areas include housing, unemployment, and pensions. An additional issue that could be addressed in such reforms is the high marginal contribution rate for low-paid workers, which would be important to consider as part of a wider strategy to incentivize formal sector participation. More specifically:

- *The pension contribution* has potential for reduction, although it is a more complex matter if worker benefits are to be protected. However, there appears to be scope for a win-win solution for workers and employers which could reduce contribution rates significantly while protecting the replacement rates of pensions. This would involve: (i) financing the “legacy costs” of the current pension system from an alternative source which could spread the financing burden over a very long period and (ii) considering switching the urban workers scheme to a Notional Defined Contribution (NDC) approach. The details are discussed in Chapter 5.
- A more marginal option for reducing social contributions is the *unemployment contribution*, which at 3 percent has scope for reduction given the surpluses of Employment Funds and the sustained low unemployment rate in China. The use of such funds for training and other purposes could be substituted by general revenues financing and would most likely induce efficiencies which are not promoted currently through the guaranteed revenue of the unemployment insurance contribution.
- *The housing contribution*—when paid in full—is very high and has questionable benefits for many workers. The high share of workers and employers already opting out of the housing scheme points to low demand for the program, in large part due to negative real returns and the inadequacy of benefits. While there is a huge need to look at housing policy for workers, housing funds have proven to be an ineffective way of achieving the desired protection and may have helped inflate property markets by acting as a cheap source of liquidity for local authorities. The primary source of resistance to such a reform would thus likely be local authorities rather than workers or employers.

C. Promoting Hukou Reform and Improving Labor Mobility

(a) Hukou reform—current status and challenges

The hukou system is one of the key sources of inequality of opportunity in China, and its most distinctive feature of social policy.¹²⁰ The mobility restriction function of *hukou* has largely

¹¹⁹ MOHRSS data from end-2010, and NBS (2011).

¹²⁰ Hukou divides the population into rural (agricultural) and urban (non-agricultural) residents, largely according to the place of birth. The hukou status of parents is generally transferred to children. The match is not exact, but the majority of rural people have agricultural hukou.

been eliminated in practice by reforms since the late 1980s.¹²¹ However, the failure to have parallel entitlement reform has meant that *hukou* continues to have significant negative impacts on welfare and equality of opportunity. Some comparative studies point out that the *hukou* system results in much more limited access to social entitlements than those for internal migrants within EU countries, and immigration policies in Germany, Japan and Mexico.¹²² The *hukou* system regulates many social entitlements of citizens, including education, housing, utilities subsidies and social protection, and also affects the ease of accessing formal sector jobs. It is widely acknowledged that deepening *hukou* reform in China has the potential to provide substantial equity and efficiency benefits. At the same time, it is also agreed that *hukou* reform is a gradual and challenging process.

***Hukou* reform can support China's transition to a high-income country in several ways.**

First, it can contribute to economic growth. Deepening reform of the *hukou* system could increase the allocative efficiency of the labor market and promote productivity-enhancing structural transformation and urban agglomeration effects. World Bank estimates indicate that moving 10 percent of the labor force out of the agriculture sector could lead to a 6.4 percent increase in GDP growth, with higher gains in western and central regions.¹²³ Reform of social entitlements that are linked to *hukou* is key in deepening the human capital base and promoting a healthier workforce. Second, *hukou* reform can play a role in narrowing rural-urban and regional income gaps. Simulations show that completing *hukou* reform can have a dramatic equalization effect between rural and urban income.¹²⁴ Third, well-designed *hukou* reform can promote inclusive and manageable urbanization, which can help reduce the inequalities in income and access to services which arouse social tensions.

The functions of the *hukou* system have already been transformed since the 1980s to match the evolving economic and social needs of China, but further reforms are needed to respond to new labor market and economic imperatives. Overall, the mobility restriction function of *hukou* can be said to have been eliminated in practice by reforms since the late 1980s, but the failure to have parallel entitlement reform has meant that *hukou* continues to have significant negative impacts on welfare and equality of opportunity through differential access to basic services for migrants, and by increasing transactions costs of labor mobility.

Hukou reform has been an important part of wider economic reforms in China.¹²⁵ The early stages of *hukou* reform first encouraged the shift of agricultural labor off-farm into TVEs, then increasingly into small and medium cities, and eventually eased restrictions on movement into large cities, feeding the massive expansion of migrant labor from the second half of the 1990s. The 2000s saw increased policy emphasis on promoting rural welfare and deepening rural-urban integration, but *hukou* reforms in major urban centers have for the most part remained localized. At the national level, further measures are being used to ease *hukou* eligibility for small and medium cities. At the sub-national level, different types of reforms have been initiated:

- ***Unified hukou registration.*** Starting in 2001, 15 provinces had unified the registration function of unified *hukou* by 2009. However, in most places, due to the absence of supporting entitlement reforms, people have continued to enjoy different rights depending on the place of their original *hukou*, so the reform has been largely symbolic to date. In practice, most medium and large cities have gradually lowered the criteria for migrants to change *hukou*

¹²¹ However, there remain cases in very large cities where this process remains incomplete, such as Beijing where applicants for government jobs and in many enterprises require a Beijing *hukou* to be considered.

¹²² Solinger (1999); and Roberts (1997) re Mexico.

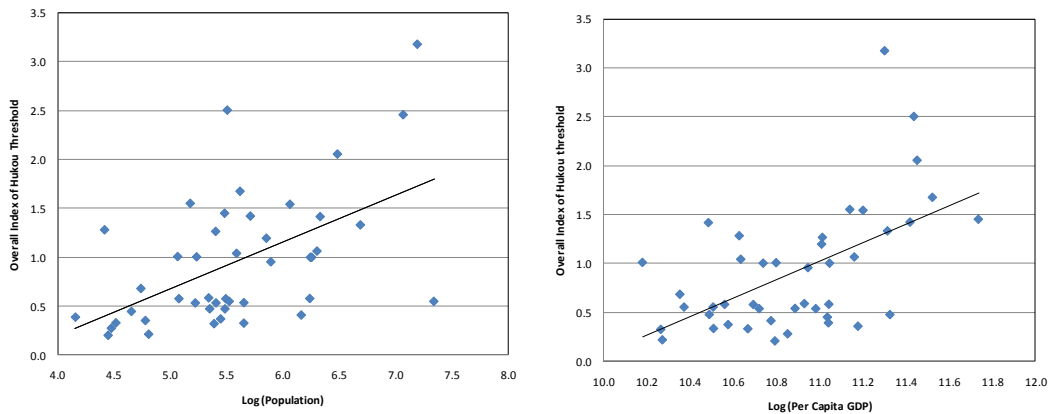
¹²³ See World Bank (2005).

¹²⁴ See Hertel, et al (2002); Whalley and Zhang (2004), both of which used CGE models to explore the impacts of removing all migration restrictions. Also Zhu and Luo (2010) for a detailed study of Hubei province on the positive distributional effects of labor mobility.

¹²⁵ See Wang and O'Keefe (2011) for a review of the evolution of *hukou* and its reform since 1958.

identities with accompanying entitlements. As illustrated in Figure 4.8, the threshold for “full” *hukou* conversion to a status with the full entitlements of local residents has been higher in richer and larger cities. Box 4.2 describes some of the local innovations as well as reveals the tendency in some provinces to give differential treatment to migrants from within the province or prefecture and migrants from further afield.

FIGURE 4.8 Index of hukou conversion restrictions by city against population and per capita GDP, late 2000s



Source: Wu, Li and Xiao (2010) for *hukou* index, and Statistical Yearbooks for population and GDP.

- *Establishment of a parallel residence permit system*, which is intended to delink access to basic services for migrants from *hukou* status itself. A number of large cities and provinces such as Shanghai, Shenzhen, Zhejiang, Guangdong, Jiangsu, Chongqing, and Chengdu have adopted the residence permit system. The approach differs across cities, with some offering easier access to permits but with more limited rights; others offering a better package of entitlements but with stricter criteria to obtain the residence permit (e.g., Shanghai); and others mixing the two approaches for those with temporary residence permits and those with permanent and fuller entitlements (e.g., Zhejiang).

Local pilots in *hukou* reform point to a number of challenges in achieving fuller rural-urban integration if pursued only at the sub-national level, such as:

- *Local reforms have been least complete in the large cities where rural migrants are most concentrated, at least for migrants from outside the municipal or provincial jurisdiction.* At the same time, urban *hukou* in small and medium cities entitles the migrant to less generous social services and social protection, contributing to the limited success of the policy aimed at attracting migrants to smaller cities.
- *Reforms in larger cities have generally been oriented to better-skilled and richer migrants, significantly limiting their labor market impacts and reducing the equity benefits of reform.* Exclusion of migrants is done in a variety of ways, for example through entry barriers on skills, investments, or income or through rationing by strict income/work and residence requirements.

BOX 4.2 Recent innovations in hukou reform

Local *hukou* reforms are diverse and offer lessons for national efforts to deepen reform. They include:

- **A score system for hukou conversion.** In 2009, Guangdong introduced a cumulative points system to manage *hukou* conversion. This is focused primarily on intra-Guangdong migrants, while the residence permit system regulates the entitlements of other migrants. Points are calculated based on education, vocational certificates and professions, years of social insurance contribution, social contributions such as blood donation and voluntary work, and government awards. In parallel, all migrants are encouraged to apply for residence permits to receive additional public services and welfare. The impact to date has, however, been lower than expected. With a three-year target of 1.8 million conversions, only 100,000 *hukou* conversions were done in the first year.
- **Strict and fixed conversion criteria with rationing.** Shanghai was the first city to introduce the residence permit system open to all, but the qualifying conditions are among the strictest. The Shanghai system prioritizes three categories: (i) those with college degrees or special talents and those who work, do business, or invest in Shanghai and their families; (ii) those who have stable employment and housing; and (iii) those reunited with family members with Shanghai *hukou*. Residence permit holders enjoy equal public services including children's education, health and family planning services, training, social insurance, and driver's licenses. They require seven years of social insurance contributions before applying for *hukou*. In addition, Shanghai has a tight overall quota on *hukou* conversions, and the number of conversions has to date been very low.
- **Localized *hukou* conversion through exchange of rural and urban entitlements.** Chongqing has encouraged family migration with *hukou* conversion, but only for those who are rural residents of Chongqing. *Hukou* transfer to urban districts requires that migrants work or do business in the area for more than five years, purchase commercial property, or make significant investments/tax payments. Requirements are much lower for *hukou* transfer in small cities and towns. The key feature is the so-called "exchanging three rural clothes for five urban clothes" policy: the "rural clothes" being homestead land, farm land, and contracted forest land, while the "urban clothes" are pension, medical insurance, housing, employment and education. Those converting from rural to urban *hukou* can keep farm and homestead land and forest for three years but must give it up thereafter if they wish to retain their urban *hukou*.
- ***Hukou* conversion of local residents without exchange of rural rights.** Chengdu introduced a residence permit system with two types of permits: temporary and permanent. The residence permit and *hukou* conversion is only open to those who are already residents of rural areas of Chengdu prefecture. Local migrants apply for temporary permits if they stay between one month and one year and for a permanent permit if staying over a year. Local migrants will be issued residence permits if they have contracted jobs, register for business, purchase housing, or are dependents of residence permit holders. Residence permit holders enjoy more public services and welfare than temporary residence holders and are eligible for *hukou* conversion.

Source: Wang and O'Keefe (2011).

- *Uncertainties and potentially high opportunity costs with respect to rural land holdings constrain demand by migrant workers for urban hukou.* In developed areas, rural land values are high, and rural *hukou* holders could lose the windfall from land conversion if they change from agricultural to non-agricultural *hukou*.
- *Lack of social entitlement reform in hukou policies is likely to result in inter-generational losses and missed opportunities for higher human capital acquisition by migrant children.* For example, while national policy is to provide free education for migrant children in urban areas, in practice the localities that fund the education have failed to achieve the policy objective.

- *Local urban residents have concerns about the potential knock-on effects on service quality in cities if their localities have to absorb the costs of service provision for migrant populations.* Sociological research finds that urban residents are concerned about migrant workers compromising the quality of services in cities and driving down wages.¹²⁶ Managing such perceptions may be as significant an element in *hukou* reform as the technical and policy issues.
- *Perhaps the key constraint to deeper hukou reform is financing the provision of public services and social welfare for migrants.* Under a decentralized finance system, local governments primarily finance core social services and social protection. They do not have incentives to provide free or subsidized services for migrant families given the limited public input and resources.

The above challenges point to the key economic problem of *hukou* reform: the benefits of reform are national in scope, but the costs are overwhelmingly local due to the inter-governmental financing arrangements for basic services. This is a classic externalities issue, making collective action a major challenge. Cities only capture some of the benefits of financing entitlement reform, and the localized returns on investments remain unclear with a mobile migrant population. While their localized choices not to fund or to underfund basic services for migrants may therefore be rational, the resulting situation is suboptimal from a national perspective.

(b) Reforming the *hukou* system

Hukou reform needs a phased strategy implemented over an extended period, with the end goal of *hukou* being a simple population registration system, delinked from social entitlements. It needs national-level planning in close coordination with provincial authorities. The key issue is not *hukou* reform *per se*, but what are the necessary pre-conditions of entitlement and welfare reform that will reduce the importance of *hukou*, turning it ultimately into a more typical population registration system such as exists in many other countries. These pre-conditions will require different types of collective action—across agencies and across levels of government—in order to ensure that reforms that are socially and economically optimal at the aggregate level do not continue to be delayed. It will also require consultation with the public to explain the rationale and strategy for reform.

The first step of the reform strategy could be to set a national framework for extension of the residence permit system, in order to begin the process of delinking social entitlements of non-local residents from their *hukou* status. While it would not be practical in the short to medium term to expect common levels of eligibility criteria (e.g., the number of prior years of residence or of social insurance contributions), it would be important to have common indicators that urban jurisdictions could adapt to local conditions (e.g., period of prior local residence). The criteria could be informed by the many local pilot programs and might take an approach such as Guangdong's with its scoring system in order to avoid overly rigid rules. A second practical implementation challenge would be establishing national standards for information systems and data exchange of information on mobile populations. While a fully centralized national database seems overly ambitious for the present, a common platform would be essential to underpin an effective reform.

A second dimension of the reform is the spatial expansion of more liberal residence permit and *hukou* conversion eligibility standards. A gradual expansion of the spatial scope of registration permit eligibility is also likely in such a framework—beginning with all rural residents of the prefecture, then extending to all people with *hukou* of that province, and ultimately opening up residence permits to those from beyond the province. This pattern is already

¹²⁶ Solinger, op. cit.

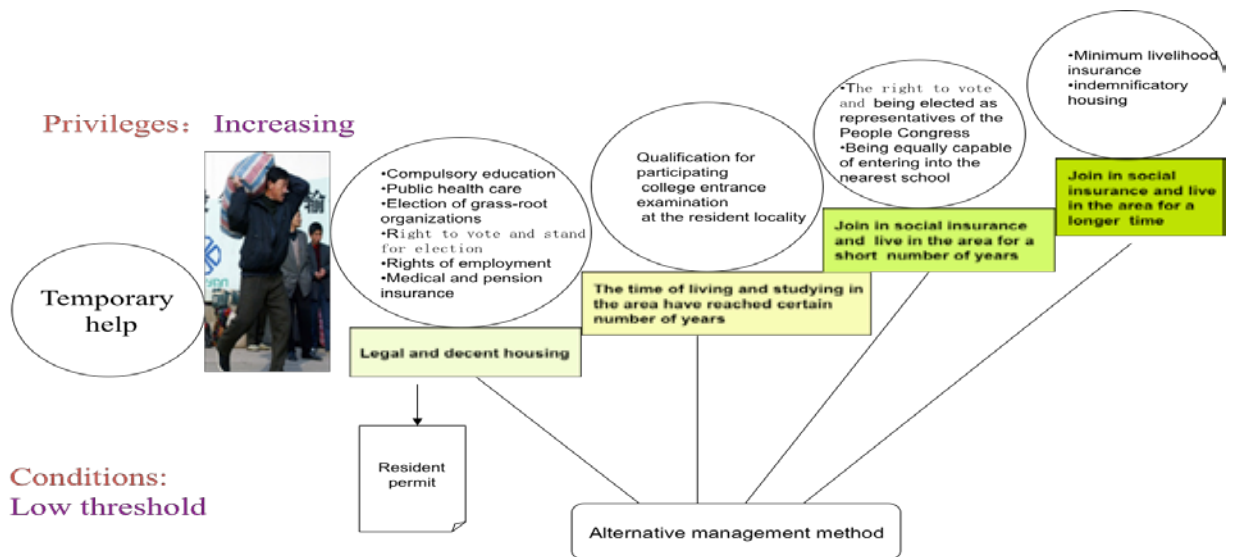
visible in local reforms in places such as Chengdu, Chongqing, and Guangdong and provides a sequence for phased equalization of entitlements.

A third issue to address would be the extent of rights conferred once a migrant obtains a registration permit, as well as the possible sequencing of such rights. Again, current pilots may be informative on this issue. In the initial phases, it would be unlikely that the full social entitlements of local residents could accrue immediately upon obtaining a residence permit. However, it would be important to create a pathway within the local permit system for gradual acquisition of the same social entitlements as local residents, prioritizing rights such as children’s education. The pace and scope of rights given to residence permit holders may also become a source of competition among cities in trying to attract non-local workers as the aggregate labor force shrinks and rural labor surplus is exhausted. An illustrative graduation strategy is shown in Figure 4.9.

Under such a common national framework, the residence permit could be rolled out nationally by the second half of this decade. Once universally established, the qualifying criteria and the pathway toward the same rights as local residents could be accelerated over time. In this way, a residence permit could by 2030 have the same social entitlements as those of local workers and could be obtained after a reasonably short period of residence in a city with modest qualifying criteria.

A key challenge in making such a transition effective would be agreement on the financing responsibilities for social services of those obtaining residence permits. This would be a complex negotiation between national and sub-national authorities but should be guided by a clearer understanding of migrant flows across space and of the externalities of labor mobility. There could be fiscal burden sharing which could be more weighted toward national financing in cases where migrants came from beyond the jurisdiction of the province, and it could involve a role for the province in the case of intra-provincial migrants. Certain entitlements would have a significant degree of self-financing by the migrant household that would be built into the qualifying criteria, for example with social insurance contributions in the urban workers’ system.

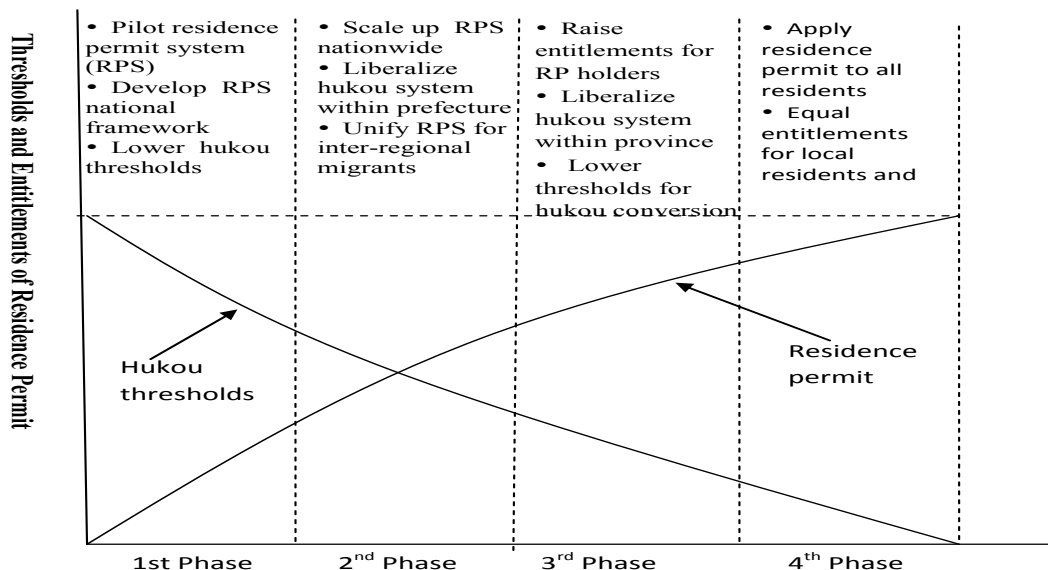
FIGURE 4.9 Progressive acquisition of social entitlements for non-local workers—illustrative case



Source: Gong and Wang (2011).

Figure 4.10 summarizes a possible sequence of *hukou* reform which gradually expands the residence permit system to diminish the relevance of *hukou* ultimately to a simple population registry system. It shows the progressive expansion (in terms of both coverage of population and extent of entitlements) of the registration permit system among non-local populations over time and the parallel reduction in full *hukou* conversion thresholds. It also notes key steps to reach the end goal of all local and non-local citizens merged into a single population registry system with common entitlements based on city of residence rather than original *hukou* status. More detailed measures at each stage of this process are discussed in Annex 1.

FIGURE 4.10 An indicative trajectory for residence permit expansion and hukou unification



(c) Portability of pension rights

Lack of portability of pension rights has acted as an additional barrier to the mobility of workers, both across space and also across sectors within urban areas. Until very recently, there have been no national guidelines for portability of accumulated pension rights when moving to a different city or when moving employment from one subsystem of the urban pension system to another.¹²⁷ The level of pooling of contributions has been highly localized, with only recent efforts to pool partially to the provincial level. As a result, workers face uncertainty when moving across space and/or occupational sectors. This is likely to act as a barrier to greater labor mobility and efficient job matching, undermining productivity growth.

Recent guidelines recognize the need for portability reform and provide principles for its realization within the urban workers pension system.¹²⁸ Effective from 2010, there are principles for workers in the urban workers pension system to transfer both their individual account accumulations and their accumulated social pooling rights to other jurisdictions when they move jobs. This is a major step in terms of reducing the welfare costs of labor mobility. How-

¹²⁷The urban pension system has separate systems for civil servants, public service unit (PSU) workers, regular urban employees, and in richer areas for urban residents, each with different rules, replacement rates, etc. See World Bank (forthcoming).

¹²⁸State Council Interim Provisions on Portability of Pension Benefits of the Urban Enterprise Pension System, December 2009.

ever, principles for portability of pension rights across urban pension subsystems or between rural and urban systems have not yet been adopted.

While the new guidelines are a welcome step, their effective implementation will require progress on implementation systems. Even within provinces, there remain significant practical barriers to reliable and timely transfer of pension rights. Most prefectures have information systems that are not compatible, so transfer of pension records remains a cumbersome process of physical movement of paper records across cities. Moving to a system that can provide an effective clearing mechanism across cities and provinces is therefore an important but challenging agenda.

Portability of pension rights is a short- to medium-term priority which will in time be made less pressing as greater merging of rural and urban schemes and higher level pooling of contributions and pension records take place. The guidelines on portability of rights within the urban workers' pension scheme provide a good foundation for phased expansion of portability across space, across schemes, and thus across different classes of workers. In principle, as fuller integration of pension schemes is achieved, the need for portability should be lessened. Similarly, to the extent that national pooling of the social pool portion of contributions can be achieved this decade, full portability within the urban workers' scheme would be facilitated. Pooling across schemes is a longer-term prospect.

Key steps to increasing portability of pensions and thus reducing the welfare and transactions costs of labor mobility for workers and administrators would include:

- *Following the lead of the urban scheme, putting in place similar guidelines during the 12th Plan period for portability of entitlements across all pension schemes to facilitate spatial and sectoral labor mobility.* For the individual account portion of any schemes, the principles of this are straightforward. Valuing and moving the implicit entitlements in the rural pension scheme and the urban residents' scheme is more complex but can be achieved. Principles for portability of entitlements across civil servant, public service unit (PSU), and urban worker schemes would also not be straightforward but could be facilitated greatly by gradual consolidation of urban schemes, starting with PSU and urban worker schemes (see social security section for discussion). Once developed, implementation of the guidelines could be initiated during the 13th Plan period and the system gradually consolidated.
- *To support the portability of both individual accounts and social pooling entitlements, a clearing mechanism would be needed for transfer of individual pension records and any necessary cross-jurisdiction and/or cross-scheme financial settlement.* This is a huge challenge and one that has proven difficult to achieve even within provinces to date due to fragmentation of information systems, lack of commonly agreed data standards, and lack of vision on the preferred models of data sharing. The first step would be agreeing common standards for exchange of pension records and financial settlements. The *jin bao* program of MOHRSS would be the logical vehicle for developing consensus between the national and provincial authorities. However, design and deployment of a nationally integrated clearing mechanism likely will not be achieved until around 2020, and bilateral exchanges between sending and destination areas of mobile workers would continue to be the norm this decade.
- *The more fundamental reform that would facilitate portability of pension rights is the achievement of national pooling of social insurance contributions.* This is a long-held goal of national policy, not only for pensions but also for health insurance. However, progress has been slower than hoped, with partial provincial pooling only recently being achieved. For health insurance, pooling to date has tended to be even lower down the system at the prefecture or county level. Higher-level pooling of pension and eventually health insurance contributions would be the single most effective measure to facilitate portability. Realistically, it might be achieved in a phased manner with a gradually larger portion of provincial contributions pooled to the national levels over time as the information and administrative systems to manage information and funds flow are consolidated.

Chapter 5 Enhancing Security and Improving the Social Security System

China has made remarkable progress in putting in place the core elements of a market-compatible social protection system since the transition from the “iron rice bowl” of work unit-based social protection. Since the 1990s, it has introduced a swathe of social protection programs at a speed that is unprecedented internationally. These include: pension and health insurance programs for urban and rural populations; unemployment, sickness, workplace injury, and maternity insurance for urban formal sector workers; a national social assistance scheme which now covers around 70 million people; and other reforms. This is a feat that took decades in OECD countries, and which most middle-income countries have to date failed to achieve.

The vision of social protection development for 2030 is that:

- All households participate in the pension and health insurance systems, and the system is integrated among different segments of population (rural, urban, migrants) and across different segments (civil servants, PSU employees, and workers on the one hand, and residents and rural workers on the other). With rapid population aging, the pension system would also benefit from parametric and structural reforms to ensure sustainability and a basic level of benefits.
- China has a well-developed and decent quality system of aged-care and long-term care services which draws upon the human and financial resources of the government, the non-state sector, communities, and households and provides a minimum level of service even for the poor.
- There is greater coherence between different parts of the social protection system so that it assures adequate and affordable minimum coverage of benefits for poor households but also ensures that the near-poor are not disadvantaged and “poverty traps” created.

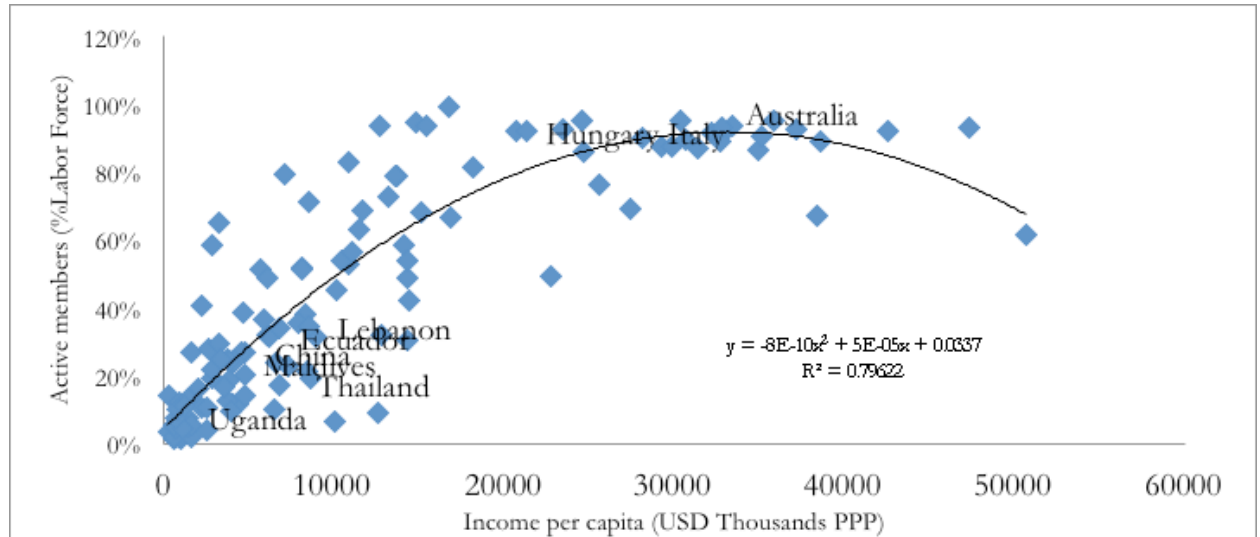
A. Building an Inclusive and Sustainable Pension System

(1) Current Status and Challenges

With China’s demographics, developing a wide-coverage but sustainable pension system will be one of its most pressing social challenges over coming decades. There is a large unfinished agenda, in part a product of the rapid pace of reform to date, but one which the authorities have begun clearly to address. The first element of the agenda is addressing historically low pension coverage among rural, migrant and urban informal sector workers. The second is reducing fragmentation across different subsystems of the pension and health insurance systems, both to promote more seamless protection and to facilitate labor mobility. The third relates to financial protection and ensuring sustainability of financial protection for those in existing pension systems. Finally, in the longer term, structural reforms of the pension system may be desirable to achieve the reform goals of the authorities.

(i) Expanding pension coverage

Until recently, China had pension coverage well below the typical level for a country of its income level (Figure 5.1). Low coverage has been driven by a few factors. The first was the absence of a national rural pension program. The second was the low participation rates of migrant workers in urban schemes. The third was the absence until mid-2011 of a pension scheme for urban residents, who comprise 30–40 percent of the urban labor force.

FIGURE 5.1 Pension coverage rate of active labor force, various countries, mid-2000s

Source: World Bank (2010). China coverage rate is for 2008.

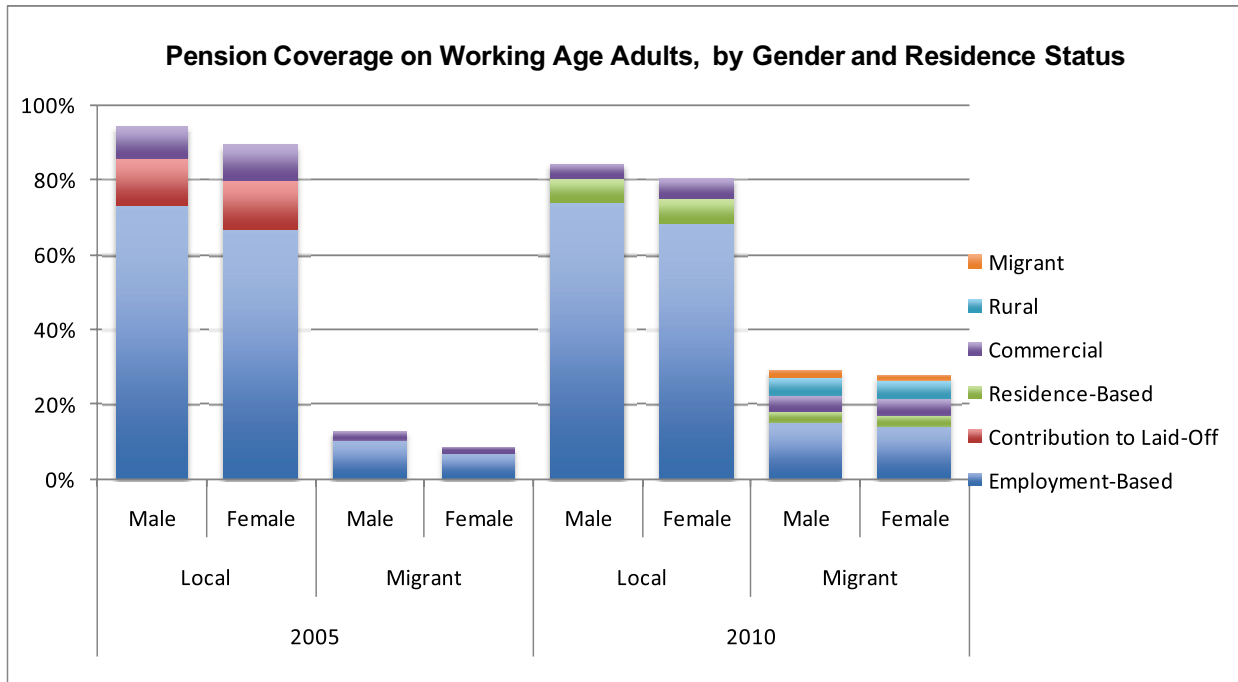
Looking at the urban system, participation rates in pension schemes of different types of workers remain very different between local and migrant workers despite recent progress. Reliable nationwide survey figures are not available, but the China Urban Labor Surveys (CULS) in 2005 and 2010 gives a reasonable picture from a selection of large cities. As seen in Figure 5.2, participation in the pension system among migrant workers roughly doubled between 2005 and 2010 but still remains only around one-quarter of migrants, far lower than the 80 percent participation among local workers. Part of the expansion among migrants is in schemes other than the core urban workers' pension scheme, including participation in rural schemes. Looking at determinants of participation in the urban workers' scheme, factors that positively affect the marginal probability of participating in the scheme include level of education (an additional year of school increase the chances around 4 percent and any post-secondary education by 7 percent) and age (older workers are more likely to participate). In contrast, controlling for other factors, migrants from other urban areas are 43 percent less likely to participate in the urban workers' scheme than local *hukou* workers, and rural-to-urban migrants are a further 26 percent less likely to participate than urban-to-urban migrants. While women are 5 percent less likely to participate, this effect disappears after controlling for the sector of employment, suggesting that it is occupational choice rather than gender *per se* that drives the gender gap in participation.¹²⁹

Pension coverage in rural areas has historically been very low (10–12 percent) but has increased dramatically since the 2009 national rural pension pilot reform (Figure 5.3). While China has experimented with rural pension reform since the 1980s, it had until the late 2000s failed to make significant inroads in expanding coverage, mainly due to the highly localized nature of schemes, fiscal constraints in many areas, lack of participation incentives for rural people, and weak implementation.¹³⁰ The introduction of the national pilot in 2009 brought an impressive increase in participation.

¹²⁹ See Giles, Park and Wang (forthcoming) on determinants of participation across different urban SI schemes, using CULSS 2005 and 2010 data. The paper also notes significant discrepancies in estimated participation of migrants in the urban pension scheme and other social insurance schemes (medical, unemployment, and work injury insurance) between official sources and between official and survey-based sources.

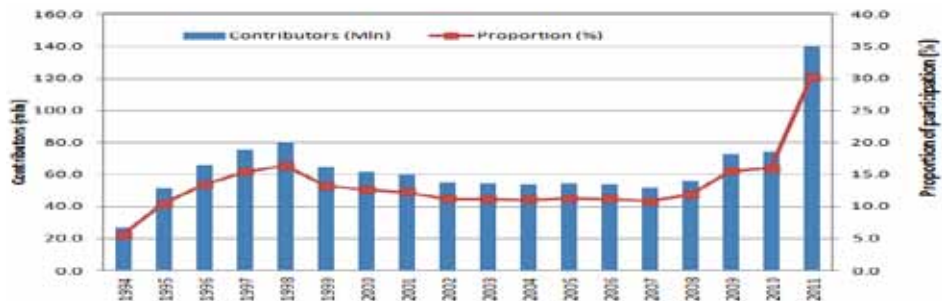
¹³⁰ Wu (2009); Lv (2005).

FIGURE 5.2 Pension coverage of working-age adults, by gender and residence status



Source: Giles, Park and Wang (forthcoming).

FIGURE 5.3 Rural pension participation, total contributors (mln) and as share of rural employed (%)



Source: MOHRSS, various years.

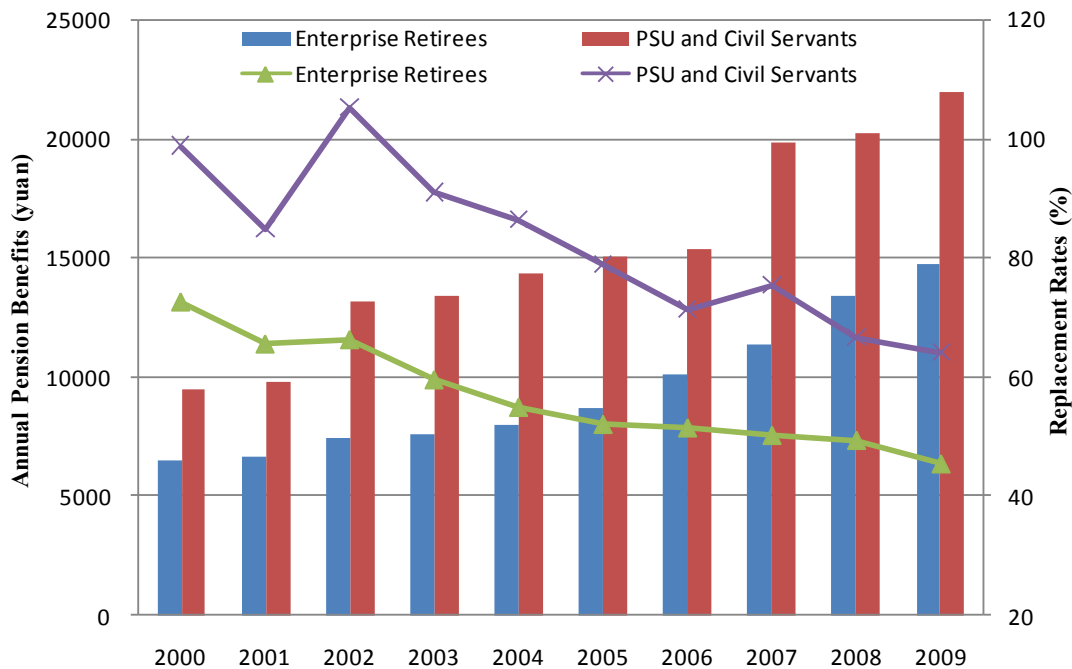
In response to historical under-coverage, China has moved rapidly since 2009 to include groups formerly outside the formal pension system. Historically, the major groups with low coverage have been farmers, migrant workers and the urban residents outside the formal sector schemes. In late 2009, China started rolling out a nationwide voluntary rural pension scheme which combines a matched contribution to an individual account with a basic flat pension benefit after retirement. The schemes are innovative efforts to incentivize participation through public subsidies. The central government plays an important role in financing the basic benefit fully for central and western provinces and half for coastal provinces. The broad design was replicated in mid-2011 for urban residents, with both rural and urban resident schemes aiming for full geographic coverage by end-2013. Both have a high public subsidy element, both during the accumulation phase through contribution matching and even more so through the payment

of basic benefit after retirement. Already the rural scheme has seen an increase of around 100 million contributors. The Social Insurance Law of 2011 and labor legislation in 2008 also place stronger obligations on urban employers to include migrants in urban workers' schemes, and there are indications of progress.

(ii) Financial protection and systemic risks to the urban system

Besides coverage, another key dimension of social security is the financial protection offered by schemes, which is an area of concern for pensions. While benefit levels in nominal terms have increased steadily in the urban schemes, replacement rates have fallen sharply in recent years (Figure 5.4), although from a high base by international standards. The replacement rate in PSU and civil servants schemes remains relatively high at over 60 percent, but the rate for regular workers has fallen toward the 40 percent threshold recommended by ILO as an adequate minimum, raising questions on the longer run financial protection from the scheme. These concerns are in part attributable to various design and implementation features, in particular the negative real rates of return on individual account (IA) accumulations (most of which are invested in bank deposits) and the prevalence of so-called "empty accounts" in many jurisdictions, whereby IA deposits have been used in earlier periods to fund liabilities to current pensioners. The system also faces the challenge of managing the substantial "legacy costs" of promises to previous generations of pensioners.¹³¹

FIGURE 5.4 Pension Benefits and Replacement Rates in Urban China



Sources: NBS, China Statistical Yearbook (2010), China Labor Statistical Yearbook (2010).

A number of structural challenges in design and implementation of urban pension systems risk undermining the system and impose significant inequities and labor market distortions. They include:

¹³¹In China, there have been several reforms of the pension system since opening up, resulting in different cohort benefit frameworks: the different groups are described as "old man," "middle man," and "new man" depending on their period of entry into the system. See World Bank (forthcoming).

- *Legacy costs of the earlier more generous urban workers' system*, which are largely financed through current pension contributions, sustaining high contribution rates and creating incentives for non-participation and inequities across generations of workers. Rough estimates of gross legacy costs range from 82 to 130 percent of 2008 GDP, depending on assumptions.¹³²
- *Design weaknesses which affect incentives and undermine fiscal sustainability*, such as the low retirement age. Earlier studies of the urban enterprise pension system substantiate the threats to sustainability. Long-term actuarial projections suggested a baseline financing gap (present value of projected yearly financial shortfalls) from 2002 to 2075 of 95 percent of China's GDP for 2001. The same projections suggested that there would be marginal system-wide cash surpluses between 2009 and 2018 then deficits thereafter, in spite of the maturation of "young men" with lower replacement rates.¹³³
- *Low returns on individual accounts*, which have meant that pension replacement rates have been significantly less than anticipated when the system was developed—a structural feature that cannot be removed so long as the bank deposit rate is mandated for IA accumulations. In effect, the already high pension contribution rate for urban workers is thus made even higher by a negative real rate of return on their individual account accumulations.
- *The multiplicity of urban pension schemes* for workers, PSU employees, civil servants, and in some areas residents and migrants. This creates "entitlement segmentation" in the labor market and barriers to cross-sectoral worker mobility, and it also results in non-transparent disparities in worker compensation across public and non-state sectors. The multiplicity of schemes is inconsistent with international trends towards consolidation of the pension policy framework across different categories of workers.
- *Major spatial fragmentation of urban systems and lack of portability of rights*, as discussed in Chapter 4. Lack of risk pooling and inter-urban resource transfers limit the insurance function of the urban pension system and increase spatial disparities in financial protection. While the recent portability regulation for the urban system is a step in the right direction, this will need considerable deepening of MIS and payment systems for transfer of information and funds to operationalize the policy. More broadly, similar guidelines do not yet exist for portability across rural, urban workers, PSU and urban residents' schemes. In terms of pooling, the stated goal of provincial pooling remains incomplete, with very partial pooling beyond the prefecture level in most provinces.

(2) Addressing the Challenges in Pensions Reform

The Chinese authorities have set sensible guiding principles for pension reform, but the parametric and structural reforms that will be needed will be challenging. In recent years, the Government has articulated principles for a reformed pension system. The principles call for an urban system that "has broad coverage, protects at the basic level, is multi-layered, and sustainable," while the principles for the rural system are "broad coverage, protects at the basic level, is flexible, and sustainable." Achieving expansion and integration of the pension system while trying to ensure adequate and sustainable benefits for all workers presents complex challenges which are likely to require structural and parametric reforms. The key challenge is how to manage the trade-offs and strike balances between the different objectives when they compete. Deepening pension reform is a long term agenda, with several stages:

¹³²The net costs could be lower, as financing for civil servant and PSU pensions already involves significant public subsidies. See World Bank (forthcoming).

¹³³See Yvonne Sin, *Ibid.* These estimates were done based on a sample of seven municipalities and need more representative and updated modeling, including due to the 2005 change in annuity factor for individual accounts.

In the short term:

The key challenge in the short term is ensuring suitable incentives for coverage expansion of pension to farmers, urban residents and migrants. The use of public subsidies in the new rural and urban resident schemes provides a significant incentive to participate. At the same time, the fact that the subsidy is largely “back-loaded” to the post-retirement phase through the basic benefit—and that the vesting period is only 15 years—raises questions on whether those under 45 years old will participate in the new schemes to a significant extent. Initial evidence from surveys in Chengdu and Guangdong suggests that participation rates in the new rural scheme among younger farmers are indeed considerably lower than those closer to retirement.¹³⁴ “Family binding”—whereby the parents of current workers can be covered in the rural and urban residents’ systems if their working children contribute—is one important incentive, but this is a transitional provision. In the medium term, the authorities may need to consider stronger incentives for those under 45 to contribute, such as for example higher ex ante matching on individual account contributions and/or some increase in the basic benefit for those who contribute for more than the minimum period.

For migrant workers, the incentive challenge in expanding pension participation is somewhat different. While recent data indicate notable improvement in the participation of migrant in the urban workers’ pension scheme, there is a three way challenge of coverage expansion. First, the majority of migrant workers still remain in the informal sector and ineligible for the urban residents’ scheme. Second, even for those in the formal sector, they may be reluctant to participate due to the distant benefits of pensions and uncertainty about their future location and ease of portability. Third, their employers may be reluctant to make pension contributions for migrant workers due to the added labor costs. For migrants who wish to return home, participation in their local rural scheme would make sense, pending fuller integration of rural and urban residents’ schemes. For migrants who intend to stay, a potential mechanism to address the first two issues in part would be linking social insurance contributions for migrants to registration permit and hukou reform (see Chapter 4) by requiring a minimum period of contributions for conversion.

In addition to coverage expansion, there is also a need to initiate reforms of the urban formal sector schemes in the short run. These include:

- **Initiating increase in the normal retirement age.** Given the need to do this gradually, initiating the increase in pensionable age sooner rather than later seems advisable. A caveat raised by some Chinese scholars is that the current cohort of older workers has lower skills and may struggle to remain productive and employable. This is a reasonable concern, but a gradual increase in normal retirement age, combined with availability of unemployment insurance and greater investments in mid-career training and lifelong learning, should mitigate the potential negative impacts on both older workers and overall productivity.
- **Defining a strategy to deal with legacy costs.** A sensible sequence of steps could be: (i) separating legacy costs from other pension costs; (ii) estimating the financial requirements required to deliver on legacy costs. This should be part of wider actuarial modeling of the pension system financial position; and (iii) agreeing on a financing strategy to meet legacy costs over the long term, using channels outside current pension revenues, such as government bonds and possibly resources from NSSF.
- **Taking preparatory design steps to integrate the PSU, civil servant and urban workers’ pension frameworks.** While five provinces have been designated as PSU pension reform locations, progress has been limited to date. Ultimately the PSU and civil servant sub-systems should aim to be fully integrated with the urban workers’ scheme and the first step in the

¹³⁴ Wang et al (2011) for Chengdu; Wang et al (forthcoming) for Guangdong.

short term is introducing contribution payments.¹³⁵ For some PSUs, this is already happening, but needs to be widened. For civil servants, this is more challenging, but countries such as India where new civil servants have been required to make contributions provide useful examples of how to manage such a transition to an integrated pension system. In both cases, the key design question would be how to integrate within the urban workers' scheme while avoiding a dramatic downward adjustment in replacement rates. This would in turn require integrated policy development of PSU and civil service pension reform with broader compensation reforms.

- **Completing provincial level pooling of pension funds.** Pooling contributions at provincial level will allow for greater equalization of pension within provinces, and also strengthen the insurance function. To date, pooling remains only partial in most provinces, despite policy commitment to achieving full pooling at the provincial level.
- **Putting in place the information systems to facilitate portability of pension rights and pooling.** At present, the information systems for pensions are highly fragmented, typically at the prefecture level, though efforts are underway towards common data standards within provinces and within the new rural and urban resident schemes. In the short run, it would be essential to set common data standards and data sharing protocols under the lead of MOHRSS and development a data management system strategy for phased convergence. There would also need to be integration of SI information systems within provinces to prepare the way for eventual sharing of beneficiary data and financial information across provinces.

In the medium term:

The key medium term challenge will be promoting greater harmonization across schemes and making progress on integration of schemes for different groups. As coverage expansion is achieved, reducing fragmentation of schemes across groups and across space will come to the fore. This will be important reforms for creating a pension system which more fully reflects and facilitates the increased mobility of workers. This would involve several elements:

- **Completing integration of PSU, civil servant and urban workers' schemes frameworks and management.** To move to a unified scheme for all formal workers, it will be necessary over time to integrate the policy framework and management for the civil servant, PSU, and urban workers' schemes. In terms of sequencing, integrating the PSU and urban workers' schemes is a sensible first step, with integration of civil servants schemes may require a longer phase-in period. For both PSU and civil servants, in order to avoid a sharp decline in replacement rates in an integrated system, it would be probably necessary to have supplementary occupational pension schemes which could top up pension benefit levels in the integrated urban formal sector schemes.
- **Integrating the rural and urban residents' schemes and their management.** Given the close policy harmonization between the schemes, integration of the rural scheme and urban residents should be somewhat more straightforward. In fact, a number of cities have already achieved this, e.g. Beijing, Shanghai, Zhongshan and Chengdu. The main practical challenge would be ensuring that information and financial transactions systems were sufficiently integrated across provinces and prefectures to allow for scheme integration to be effective on a wide-area basis as well as within jurisdictions.

¹³⁵ The global trend is towards greater integration of civil servant and general worker pension schemes, either through full integration or integration with supplementary "top-up" schemes for public sector workers. See Palacios and Whitehouse (2006).

The other main reforms in the medium term would build on preparatory steps taken earlier. These include:

- **Separating legacy cost financing using a clearly defined financing strategy outside the pension system.** Separating the financing of legacy costs from the current and future pension system would allow the authorities to reduce the contribution burden of the pension system on current and future workers. This could also help reduce possible resistance to raising of the retirement age. The legacy costs could be financed by the government at different levels and could also be shared with workers and retirees. The central government could establish a framework by which it finances a minimum level of acquired rights and the remainder could be financed by provinces and municipalities.
- **Raising the pooling level for the urban schemes to the national level.** This is a stated goal of national policy and would be a desirable reform on several fronts. The two biggest challenges in achieving integration of schemes and higher-level pooling will be agreeing on the rules for distribution of pooled contributions across space and putting in place the platform for exchange of beneficiary data and financial information to support the portability of entitlements. In terms of distribution of pooled revenues, one goal should be to reduce gradually the spatial disparities in pension benefits and across population groups. Progress on data sharing would require accelerated progress on the current efforts of MOHRSS to develop common data standards for data sharing nationally. Both are challenging from a technical standpoint and in terms of coordinating many players with different interests.
- **Taking steps to ensure sustainable financial protection of pensions.** This would require measures both for ensuring adequate rates of return during the accumulation phase and for appropriate indexation of pension benefits after retirement. For pensions after retirement, introducing more systematic indexation would be desirable. Price indexation protects the retiree against inflation but would most likely result in a decrease in pension benefits after retirement relative to wages. An alternative could be to mix prices with the increase in covered wages in the pension system.¹³⁶ To ensure adequate rates of return during the accumulation phase, ensuring a better rate of return than bank deposits would be vital. This could involve a more balanced investment approach for pension fund balances, or may in the longer run require consideration of an NDC approach with returns linked to GDP growth rates.

In the long term:

For the long term, it would be desirable to move to a system that distinguishes those with a formal employment relationship and those without one such as self-employed and informal workers. This would require unified pension systems for these two types of workers across rural and urban areas, breaking down the historical locational divide. Such a future system would be consistent with deepening rural-urban integration and *hukou* reform and would help address issues of portability. It could also benefit from the lessons of OECD economies that have distinct schemes for the self-employed.

In terms of implementation, in the long run there would need to be an integrated national data management system underpinning the nationally pooled and integrated system. This is a daunting task, but ultimately necessary. The real question is what model of integrated data management is feasible, both technically and politically. It need not be a fully centralized database, but could instead have distributed provincial systems with a data clearinghouse function at the national level, or a cloud-based system.

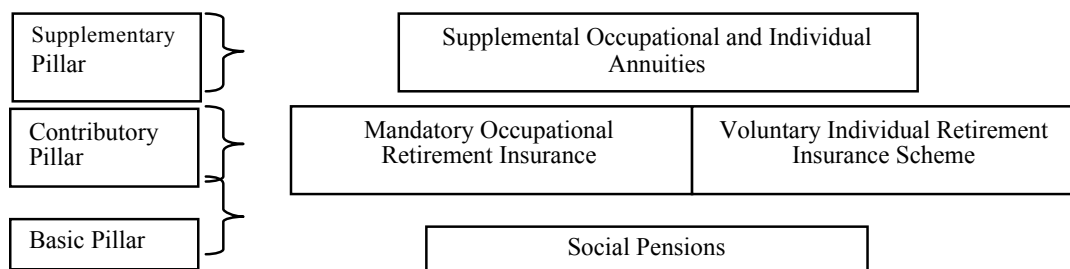
In addition to integration of pension schemes, the structure and mix of pension benefits would benefit from consideration. In order to balance financial protection, coverage expansion,

¹³⁶ See Piggott and Sane (2009) for a review of pension indexation principles.

and sustainability objectives, China should probably in the longer term consider moving the integrated schemes toward a three-pillar design consisting of (see Figure 5.5 below):

- *Basic benefit pillar* which provides minimum elderly poverty protection through an integrated non-contributory “social pension”. This would build on the basic benefit approach already being taken in the rural and urban residents’ pension schemes but would go a step further in removing the linkage to even the low level of contributions required in those schemes. The social pension—set at a modest level to ensure fiscal sustainability—could be financed from general revenues with a strong role for the central government but some sharing with sub-national levels. Depending on the extent of fiscal commitment and the desired level of social pension, it could also be subject to a pension test which would take account of pension income from other sources or some other form of means-testing (though a pensions test has the attraction of administrative simplicity). A key principle could be that the benefit would be set in a common way, and would provide minimum income support higher than the *dibao* threshold. Social pensions of different forms are widespread in OECD countries as a method both for ensuring universal coverage of elderly benefits and avoiding old age poverty.¹³⁷
- *Contributory pillar* with a mandatory defined contribution scheme for workers with wage incomes and a voluntary defined contribution pension savings scheme for the urban and rural population with non-wage incomes (e.g., temporary workers, the self-employed, and farmers). For workers with wage incomes, a notional defined contribution (NDC) approach to the defined contribution pillar could be considered. An NDC approach offers a number of attractive features in terms of labor market incentives and facilitation of labor mobility, potential for reduction in contribution rates, and a lesser requirement for retained savings in the pension system to support benefit payments. Importantly, it would also allow for providing a positive real rate of return to contributors without imposing undue risks on investments or as many regulatory demands on government. For those with non-wage incomes, continuing (and possibly increasing) government matching of contributions would provide strong incentives to participate in the voluntary contributory scheme. The scheme for those on non-wage incomes could be fully funded, preferably with a rate of return guaranteed by the central authorities to reduce the risk to contributors from empty accounts. A question to address in such a dual scheme is the risk of encouraging informality through the subsidy to non-wage income earners. One solution to this concern could be to provide incentives for low income formal sector workers as well, as has been introduced for example in Mexico and Colombia.
- *Supplementary pillar* for urban and rural residents providing voluntary occupational and personal pensions which may supplement other pension benefits. For most people and employers, this could be an entirely voluntary arrangement used as part of the non-wage compensation package. For civil servants and PSU workers, it would also be a vital part of a strategy to integrate them into the urban workers’ scheme without a sharp fall in replacement rates.

FIGURE 5.5 Potential Design of Long Term Pension System



¹³⁷ See Palacios and Sluchynskyy (2006), and Holzmann, Robalino and Takayama (2009) for overviews of the use of social pensions from OECD, middle and lower income countries.

B. Aged Care Services—Aging with Dignity

(1) Current Status and Challenges

While pensions are a crucial element of old age support, the rapidly aging population will also need a range of aged care and long-term care services, which are currently underdeveloped in China. Historically, aged care in China has been a primary responsibility of the family, and this is still the dominant approach culturally. At the same time, the state has provided for the poorest elderly people without other forms of support, who are known in rural areas as *wubao* people and in urban areas as the “three no’s.”¹³⁸ The *wubao* program covered just over 5.5 million people in 2011, and others often received benefits from the *dibao* program. However, with urbanization, the strains on children of the 4-2-1 family model, and rapid aging, there is a rapidly growing demand for a range of aged care services which traditional arrangements and the very targeted public programs are not well equipped to handle.

The policy framework for aged and long-term care services is yet to reflect adequately the demographic, policy, economic and social changes of recent years. China passed the Rights Protection Law for the Elderly in 1996 to guide and regulate rights on social security, aged welfare and services, health and education for the elderly. In 2006, ten line ministries including the National Aging Commission, NDRC and MOCA, jointly issued a policy document which defined the aged care service sector.¹³⁹ Family-based and community-based elderly care services were piloted in Beijing, Tianjing, Qingdao, Daliang, Xiamen, Shanghai and Changsha, and rolled out in more than 300 urban centers in 2009. Although the 1996 Law has played an important role in development of aged care services, it does not reflect China’s rapid economic, demographic, social and policy changes (e.g. expansion of the pension system). The 12th Plan also gives much more explicit attention to the issue of aged care services.

The multi-sectoral nature of aged and long-term care has posed institutional challenges to developing a coherent approach in China. Numerous ministries, levels of government, and non-state actors are involved in aged and long-term care, contributing to fragmentation in the overall approach. At the central government level, responsibility for policy cuts across the NDRC, Ministry of Civil Affairs (MOCA), Human Resources and Social Security (MOHRSS), Ministry of Health (MOH), and China National Commission on Aging (CNCA). At the sub-national level, provinces, municipalities, counties, and townships have responsibilities for designing, coordinating, and implementing aged and long-term care services, sometimes in collaboration with voluntary organizations.

The lack of well-developed coordination mechanisms limits the overall effectiveness of aged and long-term care initiatives. The effects of this are already visible. The lack of coordination has hampered the ability to: adequately assess unit costs of different types of aged care services; assess the most appropriate options for funding services; determine clear and transparent eligibility criteria for services; identify appropriate splits between purchasing and commissioning functions and the delivery of services; and establish systems for quality assurance of aged care services.¹⁴⁰

China also has a large deficit of appropriately trained personnel for provision of aged and long-term care services. In particular, social work education and practice are still in an embryonic state across China. Presently, around 250 institutions provide social work training with only 10,000 graduates per year, 60 percent of whom work in other professions

¹³⁸ *Wubao* refers to the five guarantees that such elderly people are meant to be provided: food, oil, and domestic fuel; livelihood necessities such as clothing and bedding, as well as spare money; basic housing; medical care; and funeral and burial services. Three no’s means no family support, no sources of income, and no work capacity.

¹³⁹ Suggestions on Accelerating the Development of Aged Care Service Industry, February 2006.

¹⁴⁰ See Joshua (2011).

upon graduation due to low pay and lack of career opportunities.¹⁴¹ The scarcity of work settings and places in which to train staff in the application of social work skills makes it difficult to build a strong workforce for social work, which could have implications for the quantity and quality of aged care provision. Beyond social work, there are large shortfalls in most other areas related to aged-care services, including professional carers, gerontologists and others.

Community-based LTC services have emerged in the context of the commercialization of state-owned enterprises but are generally fragmented and weak. In 2007, there were 31.4 million enterprise retirees under the system of “social management services.” These services aim to serve various social and health needs of the elderly but are often fragmented. In urban areas, community-based LTC services have begun to emerge. For example, the Beijing local government created a model called “four nearby solutions” which offers elderly people resources for studying, social activities, caregiving support, and opportunities to participate in community affairs. However, evaluations suggest that caregiving support functions in the community and at home are often ill-defined, suffer from weak coordination across different agencies and service providers, and have proven expensive to sustain.¹⁴² In addition, there is increasingly strong private sector interest in the high-end aged care industry in China.¹⁴³

The challenges in design and implementation of aged and long-term care services are not unique to China. Many advanced and emerging economies are further along the aging curve and have already undertaken reforms to address the needs that China is now confronting. They offer many relevant lessons and also point to quite diverse models of financing, provision, and regulation, which suggests that developing a model that is appropriate to China’s context and affordable will be challenging.¹⁴⁴

(2) Addressing the Challenge of Aged Care

Given the early stage of development of aged care services in China, the fundamental question for policymakers is what vision they have for the system. The experiences of OECD and transition countries show significant variation in how aged care services are provided, financed, and regulated, reflecting to a large extent differences in the underlying social and cultural norms of different countries. Major disparities can be seen both in the levels of spending on long-term care and in the structure of spending between public and private spending (Figure 5.6).¹⁴⁵ China will need to decide on an appropriate model of aged care services that reflects its broader social service vision, cultural preferences, and fiscal possibilities. This section therefore points to the priority issues and options that Chinese policymakers will need to consider over different timeframes rather than offering firm recommendations.

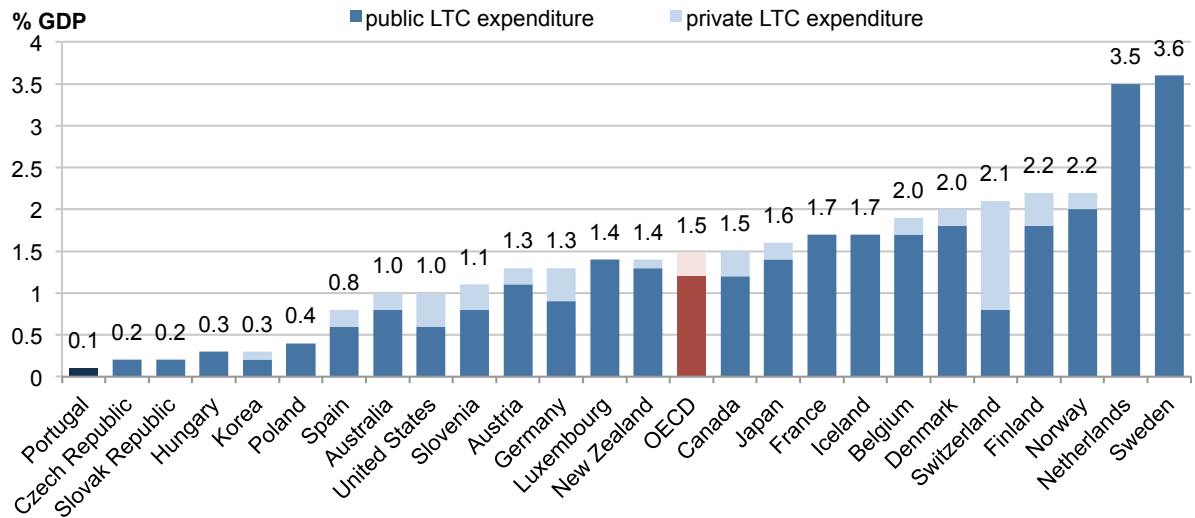
¹⁴¹MOCA in China Daily, November 11, 2011. http://www.chinadaily.com.cn/bizchina/2011-11/09/content_14065471.htm.

¹⁴²Cheng and Rosenberg (2009).

¹⁴³See for example the Retirement Communities World Asia 2011 Conference materials.

¹⁴⁴See Joshua (2011, vol. 2) for a review of OECD models of long-term care.

¹⁴⁵Long-term care is not the same as aged care services, which generally include a wider range of services, but long-term care tends to be the major funding need within aged care services.

FIGURE 5.6 Long-term care expenditures in OECD (% GDP 2008)

Source: OECD Health Data 2010.

In the short term:

The first issue is to develop the broad policy framework for aged care services. In doing so, a central issue is the mixture of public and private financing and provision. Given the pace of aging in China and the scale of unmet need, aged care services will clearly be an area where the state cannot “do it all”, and co-responsibility and plurality of provision—including the state, the non-state commercial and non-governmental sectors, communities, and households—will be essential. This is also likely to be consistent with Chinese cultural and family values. It will require thinking about combinations whereby the state both finances and provides services in some cases, finances but outsources provision in other cases, and neither finances nor provides in others. More specifically:

- Piloting different models of aged care services to gain deeper understanding of cost and quality issues, and to test different mixes of public, non-state and community-based and households provision and financing. There are already interesting experiments ongoing (e.g. in Hangzhou and Shanghai) and these can be expanded and carefully assessed to inform national policy development, as well as drawing lessons from relevant international experience.¹⁴⁶
- Placing particular focus on the financing model for aged care services. With respect to financing, in the short term, public resources are likely to remain constrained for aged care. OECD approaches on public financing of aged care vary considerably, from largely general revenue-financed models (e.g., in Scandinavia) to insurance-based approaches. For China, public financing is likely to continue to be from general revenues, but at much more modest levels than the countries with more generous general revenues-financed systems. In providing public funding, policymakers may experiment in the short term with a mixture of supply-side subsidies to providers and demand-side funding directly to households. An increasing number of OECD countries are providing demand-side subsidies to households and giving

¹⁴⁶For OECD practices, see OECD (2011). For experience of transition countries, see World Bank (2010).

households more choice in whether they provide care themselves or seek it from community-based or professional providers.¹⁴⁷ The role of family and informal care arrangements—including community-based care—is critical in this regard, and it is vital that public investments do not crowd out informal and community-based care arrangements. At a minimum, public financing should not aim to disadvantage those who choose to care for their elderly family members in home or community-based settings.

- In addition, public resources are likely to continue to be focused on the poor elderly in the short run. Again, practice in the OECD varies between universal access systems financed either from general revenues or insurance contributions (in much of Europe, Japan, and Korea), and means-tested systems (in the United States, United Kingdom, and Australia). China may need to consider a phased approach that focuses on the poorest initially, with better-off households self-financing higher-quality care. The challenge for the medium term will be deciding what is the role of public financing for the middle groups of the population who are neither very poor nor have adequate resources to fully self-finance care.
- Another key issue will be the institutional and coordination arrangements for the aged care services sector, given the number of public and private actors involved. MOCA has developed approaches in the 12th Plan, but elaboration of policy will benefit from a high-level coordination mechanism involving other players such as NDRC, MOH, MOHRSS, the National Commission on Aging, and others. Similarly, coordination mechanisms will increasingly be needed at the sub-national level to oversee, regulate, and administer the aged care services system and subsystems.
- Accelerated efforts to develop human resource capacity for the aged care sector are needed urgently. This has been recognized and efforts are expanding to train social workers and other professionals, including gerontologists, aged care nurses et al. In 2011, MOCA set a target of 2 million qualified social workers by end 2015 as part of coordinated efforts from 18 central agencies.¹⁴⁸ However, a complementary need will be addressing very low social worker pay and lack of career development prospects, due to which many who train as social workers do not practice. This is also an area where having a clear strategy on the interaction between formally trained personnel and the family and voluntary sector will be crucial.

In the medium to long term:

In the medium to long term, the reforms initiated in the 12th Plan period will need to be deepened and new approaches are also likely to be needed as aging accelerates. Some of the key incremental reforms include:

- Developing a regulatory framework for aged care services which encourages the entry of non-state providers (community-based, commercial, and not-for-profit) but also ensures that basic standards of care are met. This will first involve better assessment of demand for different services and what households are willing to provide themselves. Another important element will be establishing a suitable licensing and accreditation framework to ensure that providers meet basic standards of care.
- Experimenting with and potentially expanding long-term care insurance to help finance the growing need for services. A number of OECD countries, including Germany, Korea and Japan have introduced long-term care insurance as part of their national social insurance programs in recent years and these models may provide lessons for China. Given the existing high burden of SI contributions in China, the space for a dedicated LTC payroll contribution is likely only to be available as other contribution rates in areas such as pensions and housing are reduced over time. Such pilots should be complemented by a system of carers' allowances

¹⁴⁷ OECD (2011).

¹⁴⁸ China Daily, *ibid.*

for poor and possibly middle-income households who choose to care for dependent elderly members in the home or with the support of community-based organizations.

- Moving to integrated aged care and assisted living models which have a more differentiated range of services across the spectrum of needs and draw on the skills of service providers from a wider range of agencies.

C. Promoting a More Integrated Social Security System

(1) Current Status and Challenges

The impressive pace of expansion and reforms of China's social protection (SP) programs in China over the past two decades has created the second-generation challenge of promoting greater coherence in the SP system. Both within individual programs such as pensions and social assistance as well as across programs, new issues of compatibility have arisen as the SP system has expanded. These issues need to be addressed to develop a social protection system that is a coherent whole, not simply an accumulation of programs.¹⁴⁹ Greater coherence will need to be informed by a clear vision of the goals of the social protection system and the underlying social values those goals reflect.

(2) Addressing the Challenges

Greater SP system coherence will require balancing the desire for deepening security and protection of the poor with appropriate incentives for people to work and increase participation in formal sector employment. This is an agenda both within different parts of the SP system and across them. Some issues that the current system will need to navigate in the coming years to strike the appropriate balance between protection and incentives include:

Deepening reforms of the social assistance system can help better achieve its poverty alleviation and promotional objectives. The expansion of *dibao* in urban and rural areas to cover around 70 million beneficiaries has been impressive over the past decade. Consolidation of the program provides the opportunity to improve the program design and linkages further, including:

- One area for development is the relative impact of the program on the poor and the “near poor”. While the *dibao* program has performed well in excluding the non-poor, its design raises risks of “poverty traps” for households just above the *dibao* eligibility threshold. Eligible households have their incomes topped up to the *dibao* threshold and also receive non-cash benefits including exemptions or reductions on education fees, subsidized health insurance, and public housing and subsidized utilities. As a result, they may be better off than households just above the *dibao* threshold who are not entitled to such non-cash benefits but have only slightly higher incomes. This raises the risk that *dibao* households face high effective marginal tax rates of graduation from the program (and this incentives to welfare dependency) and that the near-poor will feel unfairly treated. Cities such as Beijing are trying to address this issue by allowing some subsidies on selected basic services for the near-poor, but such programs are not affordable for all localities. In the OECD, the problem is often addressed by tax credits or other preferred treatment of non-poor households with low incomes, but such options will not be possible for China in the foreseeable future while the large majority of households remain outside the personal income tax net.
- A second challenge will be developing a more systematic approach to determination of *dibao* eligibility thresholds and benefit levels. At present, both the method of determining and

¹⁴⁹ See World Bank Social Protection and Labor Strategy Paper (forthcoming) on the SP systems approach.

the levels of dibao thresholds vary enormously, reflecting the highly decentralized nature of implementation. While some diversity in threshold levels is appropriate, a more consistent method for setting thresholds would be desirable. MOCA has made progress in this direction, and assessment of emerging experience can inform future policy development.

- A third direction is promoting greater synergies between social assistance programs and the anti-poverty interventions in poor counties. Traditionally, areas-based anti-poverty programs have operated in parallel to household-based social welfare support. The Government's new rural poverty strategy points the way to greater convergence of social assistance, social services and anti-poverty programs over time (e.g. prioritizing *dibao* and near-poor households in training under anti-poverty programs).¹⁵⁰
- Over time, and in parallel with hukou reform and further labor market integration, greater convergence of rural and urban *dibao* programs would be expected, with the gap between rural and urban thresholds within prefectures and provinces likely to narrow.

Another challenge for social assistance programs is the interaction between dibao and the host of national and local welfare schemes for the poor, including *wubao*, temporary assistance, and residual programs for *tekun* households. The draft Social Assistance Law is a positive step in this direction in its effort to make *dibao* the “backbone” social assistance program. It will be important to avoid the mistakes of many OECD countries that have seen a gradual proliferation of social assistance and welfare programs which are often inconsistent in their objectives and create inefficiencies in program administration.

In both the pension and health insurance systems, the use of public subsidies to incentivize the expansion creates a future risk of disincentives for rural and urban informal sector workers to move into the formal sector, where they face high social contribution rates. This may in the long run both harm the economy (due to the lower productivity of informal sector employment) and workers themselves, who will continue to have worse working conditions. For the present, this risk seems worth taking in the interests of expanding coverage and promoting greater security for all workers, formal and informal. However, in the medium term, it may be necessary to look for ways to reduce the high marginal tax rates that informal sector workers face when moving into formal employment, due to the combined effect of loss of subsidy on their social insurance coverage and high social contribution rates. The experience of middle-income countries such as Mexico and Colombia which offer continued subsidies for low-income workers within formal social insurance systems may provide lessons for managing such challenges. More fundamentally, there may be a need to reconsider the balance between general revenues and social contributions in financing the social insurance benefits of all workers, both formal and informal.

Issues of coherence across social assistance and social insurance schemes will require closer attention in the medium term. One example is the consistency of coverage and treatment of elderly people across programs: with the expansion of basic pension benefits to rural and urban informal retirees in coming years, the interaction with measurement of household income for *dibao* needs to be examined closely. Currently, basic pension income is ignored in the *dibao* eligibility determination, but in the longer run it may be necessary to look more closely at the rationale for such an approach as the pension system expands.

Finally, given the dramatically increased imputed value of housing for urban households in recent years, the interaction of government policy on affordable housing and social assistance programs will need to be considered. The government has placed increased emphasis on affordable housing for lower-income households, in addition to public housing for the poor. While this is a welcome policy direction, it will also require more rigorous evaluation of the implicit value of social assistance packages that include free or subsidized public housing, and comparison of the value of the full *dibao* package with subsidies on offer to non-*dibao* households.

¹⁵⁰ Outline for Poverty Reduction and Development of China's Rural Areas (2011–2020).

The above issues are natural challenges to be expected in an SP system that has expanded so rapidly and that has such diversity across space. Advanced economies continue to struggle with such issues in their more mature social protection systems. Considering such issues in future policy development will be vital to ensuring that the dual goals of protecting the poor and ensuring fairness for all are appropriately balanced. The lessons—including the numerous failures—of OECD and MIC countries in balancing such considerations can be valuable, but the appropriate approach for China is also very dependent on its specific social, cultural, economic, and political values.

Annex 1 Illustrative Sequencing of Hukou and Supporting Reforms

Phases	Hukou Reform Policies	Supporting Reform Policies
1 st Phase	<ul style="list-style-type: none"> ● deepen and rigorously evaluate the local/provincial hukou reforms to inform national policy ● develop a national framework and national standards for residence permit system and indicators ● issue national guidelines and encourage prefecture cities to promote local hukou reform based on the national framework and guidelines ● pilot the national framework of residency permit system and prepare for scaling up ● start to establish a shared information system and platform from population registration and management 	<ul style="list-style-type: none"> ● roll out rural-urban integration programs based experiences learned from the national pilots in Chengdu and Chongqing ● implement specific plan for the equalization of basic public services and social welfare ● continue to increase the standards in rural areas to lower the gap to urban areas and harmonize key policies ● Increase real pooling level of social security system (pension at the provincial level, UI and HI at prefecture level) and issue social security card nationwide
2 nd Phase	<ul style="list-style-type: none"> ● adopt the residence permit system nationwide and national guidelines for hukou conversion indicators, standards ● universalize open hukou access for rural residents in all prefectures, and liberalize/standardize access standards for all intra-provincial migrants ● undertake costing and sensitivity analysis of net costs of basic local-level service provision for migrants by type of city and volumes of migrants ● deploy and roll out population information system 	<ul style="list-style-type: none"> ● continue to implement the equalization programs and pay more attention to lagging areas ● complete rural-urban integration of key social policies and programs (pension, health and health insurance, dibao programs) ● establish full coverage of social security system to provide basic social security, and upgrade pooling level of social security (pension and UI at national level, HI at provincial level) and establish national standards for dibao and social welfare programs
3 rd Phase	<ul style="list-style-type: none"> ● based on costing, agree fiscal sharing arrangements for provision of basic public services to migrants and implement national net-settlement system to incentivize open hukou access by all cities through an incentive-based approach rather than an "ordering" approach ● further lower thresholds and requirements for hukou conversion based on cost-sharing and financing by central and local governments 	<ul style="list-style-type: none"> ● incorporate hukou reform financing into budgetary management system and social economic plan ● make budgets for public services and social welfare based on the information of permanent residence population (>6 month) ● arrange special budget and establish an adjustment funds to compensate the net cost in receiving areas
4 th Phase	<ul style="list-style-type: none"> ● apply residence permit to all residents to restrict the function of the hukou system to population registration ● open accesses to all migrants 	<ul style="list-style-type: none"> ● establish a standardized budgetary approach based on the information of permanent residence population

References

- Adams, Arvil V. (2007). *The Role of Youth Skills Development in the Transition to Work: A Global Review*, World Bank, Washington DC.
- Almeida, Rita (2009). *Does the Workforce in East Asia Have the Right Skills: Evidence from Firm, Level Surveys*. World Bank, Washington, DC.
- Arts, Wil and John Gelissen (2009). *Models of the Welfare State*, in Castle, Francis, Leibfreid, Stephan, Lewis, Jane, Obinger, Herbert and Pierson, Christopher (eds), (2010): *The Oxford Handbook of the Welfare State*, Oxford University Press, Oxford.
- Bai, Ruixue (2011). *The Role of the All China Federation of Trade Unions: Implications for Chinese Workers Today*. *Journal of Labor and Society*, Vol. 14, Issue 1, pp. 19–39.
- Baldacci, Emanuele, Giovanni Callegari, David Coady, Ding Ding, Manmohan Kumar, Pietro Tommasino, and Jaejook Woo (2010). *Public Expenditures on Social Programs and Household Consumption in China*; IMF Working Paper 10/69, Washington DC.
- Barnett, Steven and Ray Brooks (2010). *China: Does Government Health and Education Spending Boost Consumption?*, IMF Working Paper 10/16, Washington DC.
- Bloom, Gerald, Leiya Han, and Xiang Li (2001). *How Health Workers Earn a Living in China*, *Human Resources for Health Development Journal*, Vol. 5 No. 1-3, January–December 2001.
- Brixi, Hana (2009). *China: Urban Services and Governance*. World Bank Policy Research Working Paper No. 5030, World Bank, Washington DC.
- Chen, Chunming, Wu He, Yuying Wang, Lina Deng, and Fengmei Jia (2010). *Nutritional Status of Children during and post-Global Economic Crisis in China*, *Biomedical and Environmental Science*, 24(4): 321–328
- Chen, Y. and Liang, Z. (2008): *Educational Attainment in Migrant Children: The Forgotten Story of Urbanization in China*. in *Education and Reform in China*. Emily Hannum and Albert Park, eds. New York: Routledge, pp. 117–132.
- Cheng Y, and Rosenberg, M.W. (2009). *Financial Security of Elders in China*, *Social and Economic Dimensions of Population Aging (SEDAP)*, SEDAP Research Paper No. 241, McMaster University Hamilton, Ontario.
- China Economic Review (2011). *The Lewis Model Applied to China—Symposium*. Vol. 22 , Part 4, pp. 535–625, Beijing.
- Cai, Fang, Dewen Wan, and Yue Qu. (2009). ‘Flying geese within borders: how does China sustain its labour-intensive industries?’, in Ross Garnaut, L. Song and W. T. Woo (eds), *China’s New Place in a World in Crisis*, Asia Pacific Press, Canberra.
- Cai, Fang, John Giles, Philip O’Keefe, and Dewen Wang (forthcoming). *Old Age Support in Rural China, Directions in Development*, World Bank, Washington DC.
- Cai, Fang, Yang Du, and Meiyang Wang (2011). *Labor Market Institutions and Social Protection Mechanism*, mimeo background paper, Institute of Population and Labor Economics, China Academy of Social Sciences.
- Cai, Fang, Yang Du, and Meiyang Wang (2011). *Overview of China’s Labor Market*, mimeo background paper, Institute of Population and Labor Economics, China Academy of Social Sciences.
- China Institute for Human Capital and Labor Market Research (2011). *China Human Capital Report*. China Human Capital Report Series, Central University of Finance and Economics, Beijing.
- Dehghan, Mahshid, Noori Akhtar-Danesh, and Anwar Merchant (2005). *Childhood obesity, prevalence and prevention*, *Nutrition Journal*, 4, pp. 24–32.
- Esping-Andersen, Gosta (1990). *The Three Worlds of Welfare Capitalism*, Polity Press, Cambridge.
- Fiszbein, Ariel and Norbert Scady (2009). *Conditional Cash Transfers: Reducing Present and Future Poverty*, World Bank, Washington DC.
- Freeman, Richard (2008). *Labor Market Institutions Around the World*, Centre for Economic Performance Discussion Paper No 844, London School of Economics and Political Science, London.
- Gao, Yang, Sian Griffiths, and Emily Chan (2008). *Community-based interventions to reduce overweight and obesity in China: a systematic review of the Chinese and English literature*. *Journal of Public Health*, 30: pp. 436–448, Oxford.
- Giles, John, Albert Park and Dewen Wang (forthcoming). *Mitigating Insecurity: The Policy Evolution and Microeconomics of Expanding Social Insurance Coverage in Urban China*, mimeo background paper.

- Goetz, Anne-Marie and John Gaventa (2001). Bringing Citizen Voice and Client Focus into Service Delivery, Institute for Development Studies Working Paper 138, UK.
- Gong, Sen and Dong Yu (2011). Cases of Public Participation for People's Wellbeing, Development Research Center, mimeo, Beijing.
- Hanson, G. H. (2010). Why Isn't Mexico Rich?. *Journal of Economic Literature*, 48(4), 987–1004.
- Hanushek, Eric, Ludger Woessmann and Lei Zhang (2011). General Education, Vocational Education, and Labor Market Outcomes over the Life Cycle. Working Paper 17504, National Bureau of Economic Research, Cambridge, MA.
- He, Y. (2009). Weishenme Shangdaxue de Nongcun Haizi Shaole (Why so few rural students go to college?). <http://focus.cnhubei.com/original/200903/t604450.shtml>
- Hertel, T., F. Zhai and Z. Wang (2002), "Implications of WTO Accession for Poverty in China", paper for the DRC/World Bank Conference on China's WTO Accession and Poverty Alleviation, Beijing, 28–29 June.
- Hofmarcher, Maria, Howard Oxley, and Elena Rusticelli (2007). Improved Health System Performance Through Better Care Coordination, OECD, Paris.
- Holliday, Ian (2000). Productivist Welfare Capitalism: Social Policy in East Asia, in *Political Studies*, Vol. 48, Issue 4, pp. 706–723.
- Holzmann, Robert, David Robalino, and Noriyuki Takayama (eds), (2009). Closing the Coverage Gap: The Role of Social Pensions and Other Retirement Income Transfers, World Bank, Washington DC.
- Huang, Jikun, Huayong Zhi, Zhurong Huang, Scott Rozelle and John Giles. (forthcoming). "The Impact of the Global Financial Crisis on Off-farm Employment and Earnings in Rural China," *World Development* (in press).
- Ji, Chengye, 2007, Report on Childhood Obesity in China: Prevalence and Trends of Overweight and Obesity in Chinese Urban School-age Children and Adolescents, 1985–2000, *Biomedical and Environmental Sciences*, No.20, pp. 1–10.
- Ji, Chengye, Junling Sun and Tianjiao Chen (2004). Dynamic Analysis on the Prevalence of Obesity and Overweight School-Age Children and Adolescents in Recent 15 Years in China, *Chinese Journal of Epidemiology*, Vol. 25, No. 2, pp. 103–108.
- Johanson, Richard, and Arvil V. Adams. 2004. Skills Development in Sub-Saharan Africa. Washington, DC, World Bank.
- Joshua, Laurie (2011). International Experience with Long Term Care: Lessons for China's Evolving Policy Framework for an Aging Population (2 volumes), mimeo, World Bank, Beijing.
- Jukes, Matthew, Lesley Drake and Donald Bundy (2008). School health, nutrition and education for all: Levelling the playing field. CABI Publishing, Oxford.
- Li, Q. (2007). Shi Lun Woguo Zhiye Jiaoyu Fazhan de Pingjing he Duice (Technical and Vocational Education and Training in China: Bottlenecks and Countermeasures), *Fujian Taoyan*, 3, 19–23
- Li, Shi and Renwei Zhao (2011). Market Reform and the Widening of the Income Gap, *Social Sciences in China*, Volume 32, Issue 2, pp. 140–158.
- Li, Shi, Chuliang Luo and Terry Sicular (2011). "Overview: Income Inequality and Poverty in China, 2002–2007," University of Western Ontario, CIBC Centre for Human Capital and Productivity Working Papers 2011/10, University of Western Ontario, CIBC Centre for Human Capital and Productivity.
- Li, Yanping, Evert Schouten, Evert, Xiaoqi Hu, Zhaohui Cui, Dechun Luan, and Guansheng Ma (2008). Obesity Prevalence and Time Trend among Youngsters in China, 1982–2002, *Asia Pacific Journal of Clinical Nutrition*, Vol. 17, No.1, pp. 131–137.
- Liang, Zhaoguo (2007). Yiyuan rongzizulin gudingzichan de kongzhiguanli yu caiwuhesuan. zhongguobaojian-yixueyanjiuban (Management and Financial Accounting of Finance Leasing of Hospital's Fixed Assets). *China Health, Medical Research Edition*, 2007, 25(22):35–38
- Lv, Jiming. (2005). "Current Situation of Rural Social Security and Analysis of Its Development Path." [In Chinese.] *Journal of Ningxia Communist School* 6.
- Ma, Jun and Shuansheng Wu (2009). Trend Analysis of the Prevalence of Obesity and Overweight among School-age Children and Adolescents in China, *China School Health*, Vol. 30, No.3, pp. 195–197, 200.
- Mason, Carl and Qiulin Chen (2011). Projecting China's expenditures on health care, education and pensions with data from The National Transfer Accounts: Results and Documentation, mimeo background paper.
- Miguez, Eduardo, 2006. "The Argentinean failure: An interpretation of economic evolution in the "Short 20th Century," *Desarrollo economico*, vol. 1, Special Edition.

- Murrugarra, Edmundo (2011). Employability and Productivity among Older Workers: A Policy Framework and Evidence from Latin America, World Bank Social protection Working paper Series, No. 1113, World Bank, Washington DC.
- National Population and Family Planning Commission (2011). Report on China's Migrant Population Development, China Population Publishing House.
- Organization for Economic Cooperation and Development (2006). Live Longer, Work Longer, OECD, Paris.
- Organization for Economic Cooperation and Development (2007). Education at a Glance: OECD Indicators 2007. Paris, France.
- Organization for Economic Cooperation and Development (2009). How Expensive is the Welfare State?, OECD, Paris.
- Organization for Economic Cooperation and Development (2011). Society at a Glance, OECD, Paris.
- Organization for Economic Cooperation and Development (2011). Help Wanted? Providing and Paying for Long-Term Care. OECD, Paris.
- Ould-Kaci, Karim (2011). Introduction to Human Resources in French Hospitals. Paper prepared for DRC/WHO Joint Project on Medical Services Regulation, Beijing.
- Palacios, Robert and Oleksiy Sluchynskyy (2006). The Role of Social Pensions, World Bank Pension Reform Primer Series, World Bank, Washington DC.
- Palacios, Robert and Edward Whitehouse (2006). Civil-service Pension Schemes around the World. Social Protection Discussion Paper, No. 0602, World Bank Washington DC.
- Palu, Toomas (2011). Modernizing Primary Care in China, mimeo background report.
- Park, Albert, John Giles, Fang Cai and Yang Du (2011). Labor Scarcity, Labor Regulation, and Prospects for China's Labor Markets. Mimeo, based on paper titled "The Chinese Labor Market: Prospects and Challenges" prepared by Albert Park for the Conference on the State of the Chinese Economy: Implications for China and the World, US-China Institute, University of Southern California, February 25–26, 2011.
- Piggott, John and Renuka Sane (2009). Indexing Pensions. Social Protection Discussion Paper, No 0925, World Bank, Washington DC.
- Roberts, Kenneth (1997). China's "Tidal Wave" of Migrant Labor: What Can We Learn from Mexican Undocumented Migration to the United States? *International Migration Review*, Vol. 31, No. 2, pp. 249–293.
- Rozelle, Scott (2011). China's Human Capital Challenge and Investments in Education, Nutrition and Health, mimeo background paper.
- Ru, Xin, Xueyi Lu, and Peilin Li (eds.), (2011). Society of China Analysis and Forecast, Social Sciences Academic Press (China). Sato, Hiroshi, Terry Sicular and Ximing Yue (2011). Housing Ownership, Incomes, and Inequality in China, 2002–2007, Working Paper No. 2011/12, CIBC Centre for Human Capital and Productivity, University of Western Ontario.
- Sato, Hiroshi, Terry Sicular, and Ximing Yue: (2012). Housing Ownership, Incomes, and Inequality in China, 2002–2007, Rising Inequality in "China: Challenge to a Harmonious Society", Li, Shi, Sato, Hiroshi and Sicular, Terry eds., Cambridge University Press.
- Shen, J., and Benson, J. 2008. "Tripartite consultation in China: A first step towards collective bargaining?" *International Labour Review*, Vol. 147, No. 2–3, pp. 231–248.
- Solinger, Dorothy J. (1999). Contesting Citizenship in Urban China: Peasant Migrants, the State, and the Logic of the Market. Berkeley: University of California Press.
- Spence, Michael and Maureen Lewis (eds), (2009). Health and Growth, Commission on Growth and Development, Washington DC.
- Uhlenberg, Peter (ed), (2009). International Handbook of Population Aging, Springer Science and Business Media Press.
- Vegas, Emiliana and Lucrecia Santibanez (2010). The promise of early childhood development in Latin America and the Caribbean, World Bank, Washington DC.
- Wang, Dewen, Jiase Chen and Wenshu Gao (2011). Social Security Integration: The Case of Rural and Urban Resident Pension Pilot in Chengdu, mimeo, World Bank.
- Wang, Dewen, Philip O'Keefe, and Larry Thompson (forthcoming), China's Pension System Integration: The Case of Guangdong, mimeo, World Bank.
- Wang, Dewen and Philip O'Keefe (2011). Hukou Reform in China: A Roadmap to 2030, mimeo background paper, World Bank.

- Wang, Junxiu, and Yiyin Yang (eds), (2011). Annual Report on Social Mentality in China (2011), Social Sciences Academic Press (China).
- Wang, Liejun (2010). Experiences of Hukou Reform and Overall Strategy for Next Step Reform, Social Sciences of Jiangsu, No. 2.
- Wang, Liejun and Sen Gong (2011). Gonggong bumen xin Zhou jili de guoji bijiao ji qishi, Guowuyuan fazhan yanjiu zhongxin *Diaocha Yanjiu Baogao* (International Comparison of Salary and Incentive in Public Sector and its Implications for China), DRC Research Report, Issue 179, 2011.
- Whalley, John and S.M. Zhang (2004). Inequality Change in China and Hukou Labor Mobility Restrictions, NBER Working Paper No. 10683, National Bureau of Economic Research, Cambridge, MA.
- World Bank (2005). Review of Experience of Family Medicine in Europe and Central Asia. Human Development Sector Unit, Europe and Central Asia Region, World Bank, Washington DC.
- World Bank (2006). Equity and Development, World Development Report 2006, World Bank, Washington DC.
- World Bank. (2008). Mexico Country Brief, <http://web.worldbank.org/WBSITE/EXTERNAL/COUNTRIES/LACEXT/MEXICOEXTN/0,,menuPK:338407~pagePK:141132~piPK:141107~theSitePK:338397,00.html>
- World Bank (2010). China: Compulsory Education for Migrant Children in Guangdong Province, Human Development Unit, East Asia and Pacific, World Bank, Washington DC.
- World Bank (2010). Fixing the Public Hospital System in China, China Health Policy Notes, Human Development Sector Unit, East Asia and Pacific, Beijing.
- World Bank (2010). Health Provider Payment Reforms in China: What International Experience Tells Us, China Health Policy Notes, Human Development Sector Unit, East Asia and Pacific, Beijing
- World Bank (2010). The Path to Integrated Insurance Systems in China, China Health Policy Notes, Human Development Sector Unit, East Asia and Pacific, Beijing
- World Bank (2010). Long Term Care Policies for Older Populations in new EU Member States and Croatia: Challenges and Opportunities. Europe and Central Asia Human Development Sector Unit, World Bank, Washington DC.
- World Bank, (2011). Towards a Healthy and Harmonious Life in China: Stemming the Rising Tide of Non-Communicable Diseases, Human Development Unit, East Asia and Pacific Region, Washington DC.
- World Bank (2011). Early Childhood Development and Education in China: Breaking the Cycle of Poverty and Improving Future Competitiveness, Report No. 53746-CN, Human Development Sector Unit, East Asia and Pacific Region, World Bank, Washington DC.
- World Bank (forthcoming). A Vision for Pension Policy Reform, Human Development Sector Unit, East Asia and Pacific Region, World Bank, Washington DC.
- World Bank (forthcoming). Social Protection and Labor Strategy Paper, Social Protection and Labor Anchor Unit, World Bank, Washington DC.
- World Health Organization (2009). Global Health Risks, Comparative Risk Assessment Project, WHO, Geneva.
- Wu, Kin Bing, Christy Kim Boscardin, and Peter Goldschmidt (2011). A Retrospective on Educational Outcomes in China: From Shanghai's 2009 PISA Results to Factors that Affected Student Performance in Gansu in 2007, mimeo background paper.
- Wu, Yuning. 2009. "Literature Review of China Rural Pension System." Mimeo, Paper prepared for World Bank East Asia Social Protection Unit, Beijing.
- Xinhuanet. (2009). Zhu Yong Daibiao: Zhiye Jiaoyu Buneng "Heibanshang Kai Jiqi". <http://job.worker.cn/contentfile/2009/03/09/172319604621006.html>. Accessed February 19, 2009.
- Yip, Winnie Chi-Man, William Hsiao, Qingyue Meng, Wen Chen, Xiaoming Sun. Realignment of incentives for health-care providers in China. *The Lancet*, 2010, 375(9720). 1120–1130.
- Yue, Ximing, Shi Li and Terry Sicular (2011). High Incomes in Monopoly Industries: A Discussion, Special Issue on Income Inequality in China, Social Sciences in China, Vol. XXXII, No. 2, May 2011, 178–196, Social Sciences in China Press.
- Zhang, R. and Zhang, T. (2008). Jingji Zengzhang he Shouru Chaju Suoxiao Heyi Jiande, *Jingji Xuejia*, 5.
- Zhu, Nong and Xubei Luo (2010). The impact of migration on rural poverty and inequality: a case study in China. *Agricultural Economics*, Vol. 41, Issue 2, pp. 191–204.

Supporting Report 5

Reaching 'Win-Win' Solutions with the Rest of the World

Chapter 1 Introduction and Main Messages

After an absence of two centuries, China has returned to center stage of the global economy. Domestic reforms and integration into global markets have resulted in thirty years of unprecedented growth, making China the world's second-largest economy and premier creditor. The integration of China in the world economy has yielded huge benefits, both for China and the rest of the world. In China, poverty has been reduced dramatically and new employment opportunities have been created for hundreds of millions of people. Substantial FDI inflows into China have helped drive productivity in domestic firms with new technologies, training on the job and intensified competition. China has imported foreign practices in a host of areas ranging from banking regulation to product standards. For the rest of the world, manufactured products have become more affordable, while the FDI flows into China represented new investment opportunities for foreign firms and the efficiency of global production networks has sharply risen.

This remarkable story is set to continue. China has the potential to reach high-income status and to become the world's largest economy within the next 20 year. However, wide-ranging transformations in the relation between China and the rest of the world are required in order to avoid the "middle-income trap". The next 20 years will radically differ from the previous 20 years in case of a successful transition to high-income status.

- In recent decades, China's growth has been exceptionally high and driven by manufacturing sectors. In coming decades, growth will likely be lower and will depend more on the services sectors. In the past, the main concern was about the impact of sustained high growth. The focus was on bottlenecks in the fast growing export-oriented manufacturing sectors: limited availability of necessary natural resources; adverse environmental impacts; and slow growing foreign markets. Those problems will not disappear, but in the future, an equally important concern could become the impact of decelerating growth. What tensions and imbalances, especially in China's financial sector, will be revealed if growth slows?
- In recent decades, FDI into China was instrumental in gaining access to global markets and global technologies. In coming decades, further access to markets and technologies will instead come more and more through globalization of Chinese firms (and thus FDI outflows). Through investments abroad globalizing Chinese companies can not only enter new markets and acquire new technologies, but they can take advantage of economies of scale and move production up the value chain. Large global companies are a prerequisite for the transition into high-income economy.
- In recent decades, China's presence in global financial markets has been limited. In coming decades, China will have to become a more dominant player. In the past, China has protected itself from volatility in international financial markets by restricting capital account transactions, by pegging the RMB to the dollar and by accumulating large foreign exchange reserves. In the future, that strategy will become less effective and stability should come from a more international and independent role of the RMB.
- In recent decades, China has often approached international policy debates from a pure domestic perspective. In future decades, it is in the interest of both China and the rest of the world that China takes a more proactive approach and takes responsibility for proposing solutions to global governance problems and for the provision of global public goods.

Such a successful transformation can create more win-win opportunities for China and the world, but the next 20 years will pose new challenges, and come with new uncertainties. In thinking about the challenges that China (and the world) will face over the next two decades, it is useful to consider three questions. The answers are not obvious, and the policy choices involved are difficult and in some cases risky.

First, to what extent should China prepare for significantly lower growth? Growth prospects are obviously highly uncertain, not only because of the short-run uncertainty linked to the global financial crisis, but also because structural growth trends are contingent on innovations that are virtually impossible to predict. Nevertheless, there are strong signs that the shift to services and population aging will slow growth in China and many other parts of the world. Even if new sources of productivity growth in services could be unleashed, it would be prudent to anticipate decelerating growth, and to stress-test the sustainability of institutions in case of low growth.

Second, should China slow the pace of global integration or rather step up its globalization in new areas? Some argue that the penetration of China in global manufacturing has reached its limits. It is becoming increasingly difficult to further expand market shares, while the slow recovery in high-income countries may magnify calls for protectionist measures against Chinese exports. Consequently, future growth has to come more from domestic demand. Moreover, with globalization China has become more exposed to volatile global financial markets. However, China cannot achieve its goal of becoming a high-income country by retreating from the world economy. Indeed, China will have to integrate more in financial markets and markets for services to facilitate the globalization of its firms, to strengthen the international use of its currency and to increase efficiency in its delivery of services. As a result, China will likely become the main champion of globalization. Nevertheless, in some areas (the financial sector, in particular) a lengthy transition period is required to reduce the risk of instability.

Third, to what extent should China take responsibility for the provision of global public goods? Even if China reaches high-income status, its per-capita income will still fall far behind per-capita incomes in more advanced economies and its domestic problems will remain daunting. Still, it would be a mistake if China would leave the initiative to more advanced economies. Global governance structures and procedure to provide global public goods should be brought much more into line with the need of fast growing developing economies. China is not only critical in providing global solutions for environmental problems and financial stress, but its active role in negotiations can ensure that the solutions adequately reflect the interests of China and other developing countries.

These questions and the policy issues they raise are explored through three main chapters that consider scenarios for the future of the global economy, China's integration into global markets, and China's participation in addressing global public goods. Together, they outline a strategy for deepening China's integration into the global economy over the next two decades to upgrade production to more sophisticated manufactures, establish a world-class services sector, and contribute to the preservation of global public goods.

The World in 2030

Chapter 2 presents scenarios for the evolution of the global economy and China's role through 2030. To capture some of the many uncertainties, both a low-growth and a high-growth scenario have been developed. Both scenarios include anticipated structural changes, because China's future role in the global economy cannot be explored by simple extrapolations of gross domestic product (GDP). It is unlikely that the next two decades will bring a mere continuation of current growth patterns. Indeed, comparative advantages will change, economies will move up the value chain, production and trade patterns will shift, and relative prices will adjust. Therefore, detailed, model-based scenarios were developed for this study to capture the main changes to be expected. The scenarios incorporate key drivers of change during the next two decades, including technological catching up, demographic transformations, and further capital accumulation.

Several striking features emerge in the scenarios. First of all, we should expect a further rise of other emerging economies as drivers of global growth, rather than mainly a further rise of China, which has already established a dominant position. More rapid growth than in

advanced countries, combined with exchange rate appreciation, will make the emerging markets the main destinations for world trade. In both scenarios domestic demand in developing countries outside China will contribute more than 40 percent to global growth in 2030. That is more than the contribution of all high-income countries together, where roughly one third of global growth will originate. China alone would contribute between 20 percent in the low-growth scenario to 28 percent in the high-growth scenario.

Second, aging populations, declining investment rates, and a shift to services, with relatively low-productivity growth, all point to a slowing of GDP growth in many countries, including China. In the low-growth scenario growth in all developing countries combined is expected to slow from 6.5 percent currently to 4.5 percent in 2030. The slowdown in China will be even sharper, from 9 percent at present to just below 4 percent in 2030, although on average China remains one of the fastest growing countries during the next 20 years. High-income countries would see their annual growth rates more than halved, from 2.5 percent now to just above 1 percent in 2030. In the high-growth scenario, with world-wide more innovations in the services sectors, the slowdown is minimal. For example, China's growth remains for many years at current levels, and will drop after 2025 to 7 percent.

Third, despite the slowing in overall growth, environmental pressures will increase. This is clearly illustrated by the anticipated increase in greenhouse gas emissions. Without additional policies, even in the low-growth scenario emissions of the four main gasses that the model tracks are expected to more than double in China and India between now and 2030, while only minimal increases are anticipated in high-income countries. This means that China and other emerging countries will increasingly hold the key to the solution for global environmental problems.

Fourth, middle-income countries will continue to dominate international trade in manufactured products; but, domestically, will experience a significant shift toward services. Globally, the share of services in value added would increase from 56 percent now to 65 percent in 2030, while the share of manufacturing would decline from 19.5 percent now to 11 percent in 2030. As middle-income countries shift to services and move up the value chain in manufacturing, new opportunities will be created for low-income countries to expand their low-skill labor-intensive production.

Fifth, even in the high-growth scenario, with large investment needs and with the savings rate in China declining from 45 to 35 percent, capital remains abundant. This creates opportunities for substantial investments in new markets. It will also open up the opportunity for more productive investments abroad, a trend that might well become one of the most distinctive developments during the coming decades.

A final character of the scenarios is that, despite China's dominant position in the global economy and despite the sharp rise in average incomes, making China formally a high-income country, a large part of the population will still be relatively poor. It will likely take significantly more than 20 years for the whole population to reach high-income status.

Many of the opportunities and solutions to the challenges that emerge in this scenario can be found in global markets. Countries, developing and high-income alike, that maintain an outward orientation will be among the successful ones during the coming decades, while an inward-looking policy will increasingly prove self-defeating. Three outward-looking policy areas are of special interest for China: trade policies, policies that govern cross-border investments, and policies that will facilitate the internationalization of the RMB.

China's integration in global markets

Chapter 3 reviews how policies in the areas of trade, foreign direct investment (FDI), exchange rate, and capital controls will need to be modified in the light of China's interactions with the global economy. Increasing economic openness has been a critical driver of China's remarkable success over the past three decades. Reductions in import barriers have boosted the efficiency

of domestic firms through strengthening competition and increasing access to imported inputs, promoted China's participation in components trade, and facilitated rapid expansion into foreign markets through reciprocal reductions in foreign import restrictions and eventual entry into the World Trade Organization (WTO). Dismantling most barriers to FDI inflows has increased access to foreign technology and business practices. The integration of foreign standards into regulation and business practices has improved the quality of domestic production. Greater exposure to foreign ideas through the education abroad of Chinese students and increasing communications through the Internet have enriched China's, and the world's, economy and society.

Despite the obvious benefits of economic openness to China, we can see pressures for slowing China's economic integration with the rest of the world. These pressures stem from concerns over China's vulnerability to foreign protectionism, China's increasing financial dependence on low-yield US government liabilities, and the disruption to Chinese economic activity from the recent global financial crisis and its aftermath, as the full implications of the expansionary activities required to support demand are still not clear.

Despite these real concerns, China cannot achieve its full potential and become a high-income country by turning its back on the global economy. We argue that China needs to continue its outward orientation, but that the focus of that orientation should change during the coming decades. China (and the world) will continue to benefit from maintaining an open trading system, and welcoming investment in its economy to improve competitiveness, but will need an open financial sector and policies that enable an acceleration of investments in foreign markets. It is in the interest of other countries, both high- and low-income countries to welcome these investments. It is only through openness that China will be able to obtain the oil and metals required to support domestic industry and absorb the technology necessary to upgrade production to supply consumers with rising incomes and penetrate new foreign markets.

That does not mean that the government should move rapidly to dismantle all its controls on transactions with the global economy, which would be excessively risky. The pace of change in each sector should take into account the risks involved. China already receives large FDI inflows and is generating increasing FDI outflows, and most remaining limits on investment and approval requirements (except those to ensure compliance with national laws and maintain national security) could be eliminated easily. China should continue to pursue opportunities to increase its market access and maintain its relatively open trading system. By contrast, the transition to an open financial system and a flexible exchange rate will require time to ensure that China's institutions are adequate to maintain stability in the face of shocks from the international financial system.

China's huge size, presence in most markets, the threat of rising protectionism, and limited regional agreements argue for continued support for a global *trading system* based on multilateral negotiations. While China will continue to have a comparative advantage in manufactures, China should focus on services in future negotiations. Opening the services sector to foreign participants, if done in the context of a strong regulatory framework to ensure competition, can improve the efficiency of the services sector and thus improve efficiency in goods production as well. In addition, despite the rapid reduction in barriers to entry in services (from a high level of restrictions) undertaken for WTO accession, China still has a relatively high level of protection in services. Thus it has more concessions to offer in future negotiations than in most traded goods, where China's tariffs are relatively low. China also should continue current efforts to join the WTO procurement agreement. This will require improvements in procurement procedures to enhance transparency, which would in any event reduce costs and enhance quality in government purchases.

The division of the world into regional trading blocs is a challenge to the multilateral trading system and to China's market access. China should emphasize both multilateral and regional arrangements. China will benefit from abiding by and protecting existing multilateral agreements as well as pushing for further opening of global markets using multilateral channels. It

should also proactively push ahead with the negotiations for accession to the WTO government procurement agreement as part of its effort to improve procurement procedures, enhance transparency, reduce costs, and enhance quality in government purchases. At the same time, China needs to proactively participate in regional trade agreements that lower trade barriers at and behind borders and introduce trade facilitation arrangements, and, where possible, advocate “open regionalism”, which would require that tariff levels agreed among regional partners be offered to other countries on most favored nation (MFN) basis.

In an integrated world it is especially important that countries press for disciplines that limit the use of export restrictions at times of food scarcity. While governments understandably take steps to avoid sharp increases in food prices, export restrictions should be discussed with consuming nations and the extent of the threat documented. Without some provision for review, the exceptions to WTO strictures against export restraints are open to abuse, resulting in an exacerbation of food shortages, sharper fluctuations in international prices. Trade restrictions make it difficult for importers to rely on the international trading system in times of scarcity and thus reduce food security.

Outward flows of *FDI* have increased markedly from China over the past decade, despite attempts to restrict Chinese investment in some markets. The government has supported outward investment through bilateral investment treaties that provide for national treatment of Chinese investors already established in the host country. Future efforts to protect overseas investment could shift towards gaining pre-entry national treatment, essentially ensuring that Chinese investors are allowed access to host country markets on the same basis as nationals. Even this more liberal approach to investment guarantees will not overcome obstacles to investment based on national security concerns, which has been an argument used to block some highly-publicized deals. However, such agreements could support less controversial investments in developing countries where the legal system may not be reliable in protecting investors' rights. And achieving pre-entry national treatment may be necessary to maintain the competitiveness of Chinese investors if such agreements proliferate in coming years. China should also consider supporting a multilateral agreement on investment, providing the terms of such an agreement can be shaped to be appropriate for developing country circumstances.

Sustaining access for overseas investment would require reciprocal concessions, including the dismantling of many of the sectoral controls on inflows of *FDI*. Such controls will in any event become less necessary, and less effective, as rapid growth continues to increase the complexity of the economy and as the financial system becomes more open to external capital flows.

China's tightly managed exchange rate and closed capital account have supported rapid growth and helped limit financial instability. Linking the RMB to the dollar has avoided sharp changes in the RMB value of foreign assets and trade flows that are largely denominated in dollars. And restricting capital movements has protected China's relatively undeveloped financial markets from the volatility experienced by many of its East Asian neighbors. However, these policies have also led to sharp swings in China's competitiveness with third countries, necessitated inefficient administrative controls to control inflation, resulted in a large build up of low-return and risky reserves, and constrained financial sector development.

Going forward, as other parts of the world become more important and economic relations diversify, greater use of the RMB as an international currency would provide more economic stability than a managed exchange rate. If a substantial portion of China's assets and trade were denominated in RMB, then fluctuations in the exchange rate would not have major implications for domestic stability. Moreover, an open capital account is needed to facilitate the internationalization of Chinese companies. Further integration with global financial markets would also support the creation of a robust and efficient domestic financial sector. With unrestricted capital movements, a floating exchange rate will be necessary to enable the government to use monetary policy to control inflation. However, this strategy entails risk; opening the capital account before China has in place the regulatory framework required to effectively supervise financial institutions and the credibility and experience with indirect monetary controls required to limit

inflation could be destabilizing. Thus a relatively conservative approach, stretching over many years, is recommended in transitioning to a more open and efficient financial and exchange rate system.

Global public goods

Over the next few decades, China will have a major impact on, and will be greatly affected by, the supply of global public goods. The final chapter, Chapter 4, reviews China's role in global governance surrounding select public goods, such as climate change, financial stability, and official finance. In the medium term, the government will face important choices in its policies towards global public goods. It can essentially leave the determination of global policies towards public goods to a multilateral consensus, with specific interventions to protect China's interests, or it can actively help to shape global agreements. Active involvement in international negotiations would likely imply shouldering some of the costs of preserving global public goods, for example diverting resources towards limiting environmental damages. Nevertheless, China has much to gain from helping to shape international agreements on public goods. The country's huge size means that effective agreements are unlikely in its absence, and in many areas China has a critical interest in ensuring the preservation of global public goods. In addition, having a say in the design of agreements can minimize the costs for China and in some cases open up opportunities for gain.

Climate change is one of the most critical policies and the best example of why China should not only participate in global negotiations, but indeed proactively help shape new global solutions. Absent changes in policy to reduce energy intensity, global carbon emissions could rise by about 50 percent over the next 20 years, with a quarter of this increase coming from China alone. The resulting increase in average temperatures could have disastrous implications for China and the global economy. Effective global policies to combat climate change are not feasible without China's participation, both because limiting China's emissions is critical and because other countries are unlikely to participate in the absence of the largest source of carbon emissions. If China fails to take steps to reduce carbon emissions while other countries do, China would get an artificial comparative advantage in energy-intensive production, making the country even more dependent on uncertain future energy supply and worsening its already considerable environmental challenges. Just as Supporting Report 3 has shown, limits on carbon emissions would not necessarily reduce China's GDP as "green" technologies may become a new source of growth. Finally, it is important that China continues to actively push for a global climate change treaty to ensure that emissions targets reflect developing countries' low levels of per capita emissions and leave room for future growth.

The integration of *international prudential norms* into China's banking regulations has helped the government improve the soundness of the banking system. Likewise, following the guidelines of Basel III should serve to improve regulatory standards and provide an anchor for continued reform. Heretofore, China has played little role in defining international standards, but that may need to change. For example, advanced countries may be concerned that controls on derivative transactions not overly impair the efficiency benefits (and the profits of their financial institutions) from sophisticated derivatives. By contrast, Chinese banks lack the technology and banking relationships required to play a major role in these markets, while China's economy suffered from the extreme volatility generated by the failure to properly regulate them. Thus it may be in China's interest to promote a stricter regulation of derivatives than is currently envisioned.

China has recently transitioned from a receiver to a provider of foreign aid. China's *official finance* has boosted the social and economic development of recipient countries and strengthened bilateral political and economic ties. China's current practice of tied aid, minimal project conditionality, and competitive terms for export credits resemble those of advanced countries a few decades ago. This South-south type *official finance* provided by China is used to achieve

multiple objectives: social and economic development of recipient countries; as well as export promotion; securing future flows of natural resources; and improved diplomatic relations. During the coming decades, as the development objective becomes a more independent one, effectiveness of aid should be emphasized more. That will require transparency in reporting data on aid flows and greater attention to environmental and governance standards. China could also improve global aid effectiveness by urging traditional donors to adopt China's more efficient approaches to infrastructure projects.

Chapter 2 The World in 2030

Despite intermittent crises, developing economies have been strikingly successful during the past two decades. Their GDP volume has increased, on average, by 4.6 percent per year. That was more than twice as fast as the 2.1 percent annual growth in high-income countries. As prices in developing countries have also increased twice as fast as in the high-income countries, their share in the global GDP value has risen from 16.7 percent in 1990 to 31.3 percent in 2010. This strong performance was achieved after broad-based domestic reforms in many countries and rapid integration in global markets, which pushed up potential growth from 3 percent during the early 1990s to 6.5 percent currently. Similar to their share in world GDP, developing countries' share in world trade has also roughly doubled, from 14.6 percent in 1990 to 30.3 percent in 2010. Export volumes increased 8.8 percent per year during the last two decades, compared with merely 2 percent annually during the previous 20 years. That acceleration in exports coincided with a similar acceleration in import volumes, from 3.5 percent annual growth during the 1970s and 1980s, to 9.5 percent annual growth during the last two decades.

China's success has been an important part of the strong performance of developing countries, as China's share in global GDP increased from 1.5 percent in 1990 to 9.5 percent in 2010. But also outside China growth was strong. The share of other developing countries in global GDP increased from 15 to 22 percent over the same period. The penetration of developing countries in global markets has reduced the market shares of high-income countries, but has not come at the cost of export growth of those countries, which was on average 5.2 percent per year between 1990 and 2010, exactly the same as during the previous 20 years. While competition increased for high-income exporters, also new opportunities were created by the accelerating imports in developing countries. High-income countries also benefited from the increased supply of affordable imports and from new investment opportunities in the emerging economies. Although the integration and catching up of emerging economies has also caused new tensions, on balance the last two decades have shown many winners and few losers.

The question now arises whether the pace of recent rapid growth can be sustained over the next two decades and the world economy can continue to produce win-win solutions. The uncertainty is obviously large, especially in the short run, as turmoil in financial markets has the potential to seriously disrupt global activity. Long-run trends are easier to predict than short-term fluctuations, but these trends are ambiguous too. High-income countries are currently facing structural problems that restrain competitiveness and even in the case of adequate policy responses it is uncertain when growth will strengthen and unemployment will return to normal levels. Fundamentals in most developing countries remain strong, but there are limits to the current pattern of growth, if only because the share of services will increase over time.

To illustrate the long term uncertainty we explore two scenarios. In the first scenario, technological progress within sectors will continue at the same pace, even though one could argue that technological progress in manufacturing could slow as several emerging economies approach the slowly advancing global technological frontier. Despite the assumption of constant intra-sectoral technological progress, overall growth will slow for two main reasons. First, aging populations (particularly in Russia, China, and high-income countries) will limit labor force growth and push down savings rates, and thus investment. Second, the shift to services will reduce overall growth as productivity growth is much higher in manufacturing than in services. In emerging economies the share of services will rise because richer consumers will demand more services and because the price of basic services will increase relative to manufactures. In the advanced countries the aging population will demand more health and personal services and the relative price of those services will also increase. Furthermore, many of the new products in the global economy (coming from innovations in information and communications technology and bio technology) have a large service component, and require higher levels of education, in turn increasing demand for (education) services.

In the second scenario, we assume further domestic reforms and more rapid innovations in the services sector that lead to higher productivity growth than in the past. The higher productivity is supported by globalization of both production and consumption of services, which boosts innovation, competition, and economies of scale. As a result, volume growth is higher than in the first scenario in both high-income and developing economies, but the relative price increase of services is significantly smaller.

Average annual GDP growth during the next 20 years in developing countries ranges from 4.9 percent in the low-growth scenario to 7 percent in the high-growth scenario. The actual growth during the last 10 years was 5.9 percent, thus exactly in the middle of the two scenarios. So seemingly the two scenarios describe a range around a continuation of the recent trend. However, that is not correct. The past decade includes the global financial crisis which pushed average growth down and trend growth had been accelerating in the developing world. In the two years before the crisis growth in the developing world exceeded 8 percent and also in 2010 growth was 7.3 percent, higher than the average growth in the high-growth scenario. That means that in both forward-looking scenarios growth will come over time down from the recent very strong pace; in the low-growth scenario it falls to 3.5 percent in 2030 and in the high-growth scenario to 6 percent in 2030.

The decline in growth is somewhat steeper in China than on average in the rest of the world, as it will be difficult to maintain China's exceptionally high growth of the last decades (figure 1). Especially after 2025 forces that curb growth will become strong. Nevertheless, China is expected to remain one of the fastest growing economies in the world. Average annual growth is 5.7 percent in the low-growth scenario and 9 percent in the high-growth scenario, respectively 1 and 3 percentage points higher than average growth in the other developing countries. Growth in high-income countries will likely continue to be substantially lower than in developing countries. In both scenarios developing countries are growing more than twice as fast. Average growth in the high-income countries ranges from 1.6 percent in the low-growth scenario to 2.9 percent in the high-growth scenario. And again, growth is likely to decelerate over time, to 1.1 percent or 2.5 percent in 2030 in the respective scenarios.

TABLE 1 Past and future growth trends

Average annual GDP growth (in percentages)

	Low and Middle Income Countries	China	High Income Countries	U.S.
1990–2000	3.3	10.4	2.7	3.4
2000–2010	5.9	10.5	1.6	1.7
2010–2020*	5.6–7.4	7.4–10.1	2.0–3.1	2.3–3.5
2020–2030*	4.2–6.6	4.2–7.8	1.3–2.7	1.5–3.0

Average annual per-capita GDP growth (in percentages)

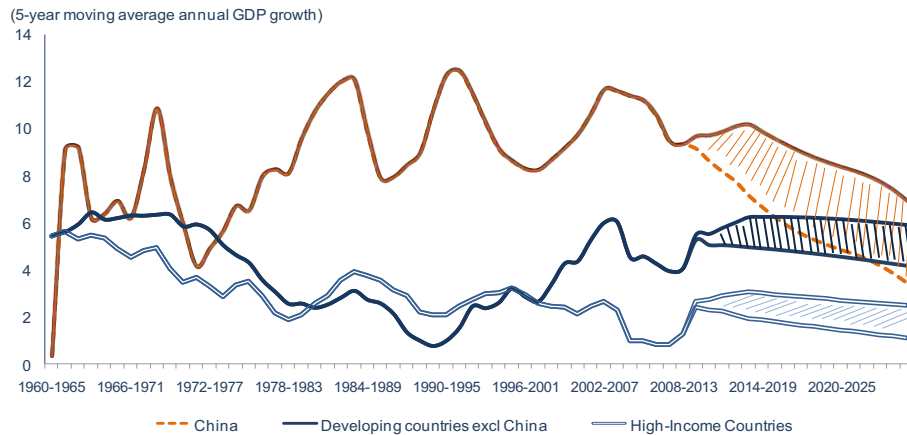
	Low and Middle Income Countries	China	High Income Countries	U.S.
1990–2000	1.6	9.3	2.0	2.3
2000–2010	4.6	9.8	1.0	0.7
2010–2020*	4.4–6.1	6.8–9.5	1.6–2.6	1.5–2.7
2020–2030*	3.4–5.8	3.9–7.6	1.1–2.4	0.9–2.4

*The lower and upper bounds reflect average growth rates in the low-growth and high-growth scenario.

In both scenarios developing countries will have established themselves in 2030 as the dominant force in the global economy. Developing countries will be responsible for two-third of global growth, with only one-third originating in what currently are the high-income countries (figure 2). A quarter of global growth will come from China; slightly more in the high-growth scenario, slightly less in the low-growth scenario. That implies that developing countries

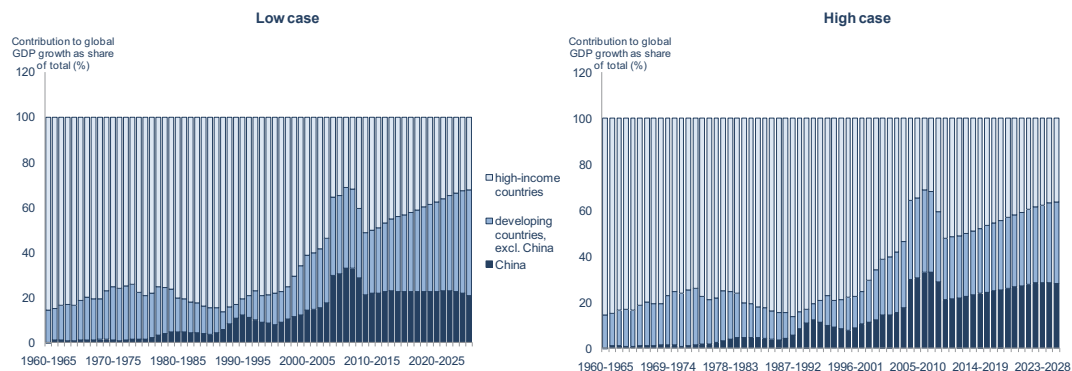
outside of China will have a larger impact on global growth (contributing over 40 percent to global growth) than all high-income countries together (where one third of global growth will originate). That has important consequences for China. Not only competitors to Chinese firms are predominantly in other developing countries, but increasingly markets for Chinese products are there too.

FIGURE 1 Growth trends



Source: World Bank calculations.

FIGURE 2 Growing share of developing countries in global growth (5-year moving average)



Source: World Bank calculations.

Driving forces of future long-term growth of the global economy

The expected deceleration of growth over time and the associated structural changes are suggested by mechanisms incorporated in an elaborate general-equilibrium model. The model contains 14 countries or country groupings and describes shifts over 21 sectors as a result of differentiated technological progress and different income elasticities. The model also distinguishes between skilled and unskilled labor and a segmented labor market, differentiating between rural and urban employment and describing endogenous migration to cities. The allocation of land over rural and urban areas can have significant impacts on relative prices, as does the availability of natural resources. Savings depend on youth and elderly dependency ratios and are positively correlated with growth. Together with capital flows they determine capital accumulation. In each sector international trade is based on the Armington assumption of differentiated products. To analyze global environmental policies a climate change module is incorporated in the model.

The main drivers of growth are technological progress, demographics, capital accumulation (including education, so-called human capital accumulation), changes in the use of land, and domestic migration from low productivity to high-productivity sectors. All these drivers imply higher growth in developing countries than in high-income countries during the next 20 years, but they also suggest that growth will slow over time. As a result, overall growth tends to drop as economies mature. Before describing the drivers in more detail, they can be summarized by the following bullets.

- Technological progress is relatively high in developing countries as these countries catch up to efficiency and skill levels already achieved in high-income countries, but the more they close the gap with the global technological frontier, the more difficult it will be to maintain the same pace of technological progress. Moreover, technological progress is still high at a macro level in developing countries because the share of services is smaller than in high-income countries. However, as a consequence, the future shift towards services tends to lower technological progress.
- Growth of population and of labor supply is higher in developing countries than in high-income countries, but over time those growth rates will decline.
- In many developing countries savings rates are large enough to allow for rapid growth in the stock of capital, making it possible to not only keep the capital stock in line with the rapidly growing output, but also to increase the capital-output ratio more than in high-income countries. However, as the capital intensity rises, further increases will be more and more difficult to achieve.
- Urbanization is an important part of the growth advantage in developing countries. Their capacity to transition labor and land from low-productivity sectors to high-productivity sectors is a significant part of productivity increase at a macro level. Segmented labor and land markets keep the factor prices in low-productivity sectors relatively low and the transition of factors imply a jump in value added. However, as with the other drivers of growth, this process has inherent limitations. The potential gains decline as the share of low productivity sectors drops.

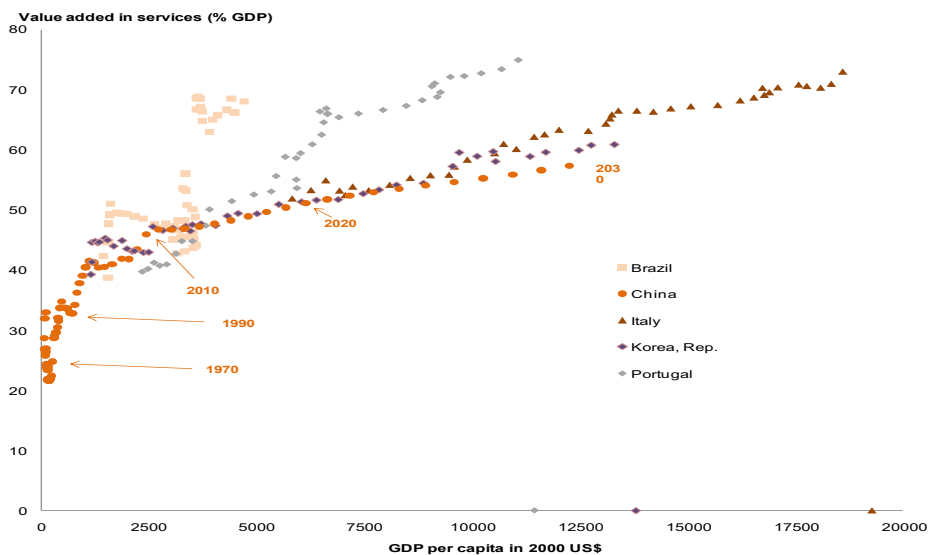
In the low-growth scenario historical trends in technological progress are extrapolated. That means that productivity growth in manufacturing sectors remains higher than in services and agricultural sectors. That is especially true in developing countries, which benefit from catching up in manufacturing sectors to the higher levels of efficiency in more advanced countries. The latter countries continue to experience lower productivity growth as they only gradually push the technological frontier further out.

The fast growth in manufacturing sectors makes developing countries as a whole grow faster than developed economies, but it also carries the seeds for a future deceleration of macroeconomic growth. The reason is that as a result of differentiated productivity growth across sectors the relative price of services will rise. That in turn will increase the size of the services sectors in the developing economies. The result is lower macroeconomic growth, because productivity growth in services is low. Also because of developments on the demand side the share of services is expected to rise. In developing countries this will happen mainly because per-capita incomes grow fast and the income elasticity of the demand for services is high. In high-income countries this will happen mainly because ageing will increase demand for health care and personal services.

The increasing importance of services will have far reaching consequences beyond the lowering of macroeconomic technological progress. Capital, including foreign capital, will increasingly be drawn to the higher prices in services. This capital deepening in sectors with slow technological progress further reduces macroeconomic volume growth. Another consequence of the rise in the prices of domestic services is that it reduces the relative price of internationally traded raw materials, including the relative price of energy. This reduces the energy efficiency of services and makes the need for stringent environmental policies even more urgent.

The high-growth scenario assumes faster growth of technological progress in the services sectors, i.e. additional progress over and above the historical trend. All countries benefit from the accelerating pace of global innovations in services and from the fact that a larger share of services becomes internationally tradable. As a result, macroeconomic growth is faster and slows less over time than in the low-growth scenario. The mitigated deceleration results from the smaller share of services in nominal GDP as the prices of services don't rise as quickly as in the low-growth scenario. Nevertheless, also in the high-growth scenario the share of services will increase in China and other developing countries, very much in line of previous experience in other countries that have now already achieved higher per-capita income levels (figure 3). The additional technological progress in the services sector is the only difference in assumptions between the two scenarios. However, this has endogenously also consequences for other drivers of growth. The higher macro growth results in more capital accumulation and also slightly more internal migration from low- to high-productivity sectors.

FIGURE 3 China's future share in services and historical experiences of other countries (high-growth scenario)



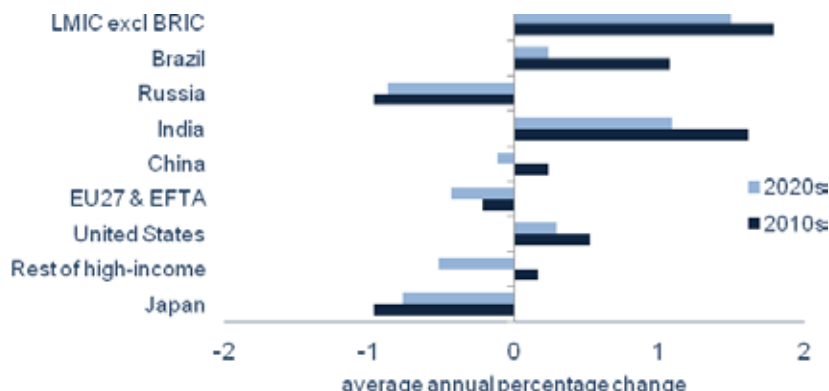
Source: World Bank calculations.

Growth in labor supply is another key driver of economic growth and does not differ between the two scenarios. Like in the case of technological progress, the expected demographics during the coming decades point at faster growth in the developing world than in the high income countries, while over time growth should slow.

In 2030, world population is expected to have grown to 8.3 billion people, i.e. 1.3 billion more than the current 7 billion. All the additional population will be added to the developing world, which will grow from 5.9 billion at present to 7.2 billion in 2030. This is one of the driving forces behind the growing importance of the developing world. At the same time, demographic changes will lead to slower growth worldwide, including in many developing countries. Despite the 20 percent increase in the world population during the next 20 years, or 0.9 percent per year, the pace of increase will be slower than in the previous 20 years, when the average annual rate of growth in world population was 1.3 percent. In parts of the world the change in the labor force is even more dramatic as a result of ageing. In 2030 the labor force in China, Russia, Japan and Europe will be declining at an annual pace of 0.4 percent or more. On the other hand, India and many African countries will still experience high, albeit declining, growth rates of labor supply (figure 4). These developments will obviously change

the comparative advantages among developing countries, with labor-intensive (especially low-skilled intensive) production shifting to Africa and South Asia.

FIGURE 4 Labor supply growth will vary greatly among countries



Source: World Bank calculations.

The trends triggered by technological progress and demographics will be reinforced by capital accumulation. In the long run, capital tends to grow at the same rate as overall output. Capital output ratios are changing only gradually, if at all, over time. If output increases, more savings are generated that allow a corresponding increase in the capital stock. This explains the rapid capital accumulation in developing countries. The result of this process is that capital output ratios are surprisingly similar across countries, even if capital labor ratios vastly differ.

On top of this mechanism, several emerging economies, with China as a prime example, are experiencing capital deepening (rising capital output ratios) (figure 5). That allows labor productivity to rise even faster. That capital deepening is expected to continue, albeit at a slower pace, in China and India as ample savings will allow more capital accumulation than is needed to keep pace with output growth. By contrast, capital output ratios in the relatively young emerging markets in Latin America and Sub-Saharan Africa will fall, while advanced countries will experience only small changes in capital output ratios.

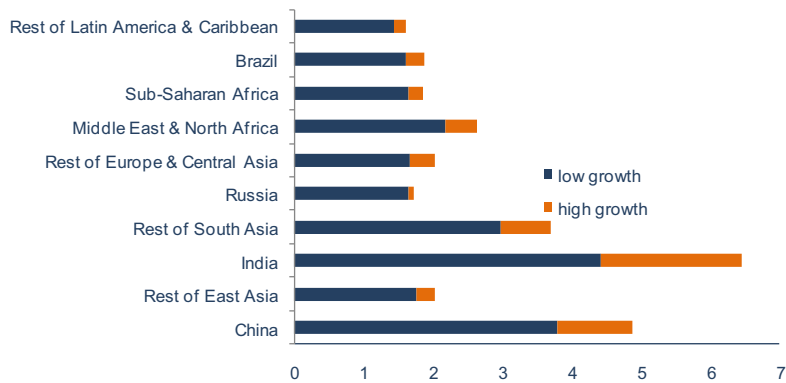
FIGURE 5 Capital-output ratios will further rise, especially in emerging economies



Source: World Bank calculations, derived from low-growth scenario.

Another driver of growth is the availability of land, which can become a constraint for agriculture and urban development. The rapid transformation of rural to urban land in developing countries contributes to the higher growth rates than in high-income countries, but over time the scarcity of land make this transformation more difficult, which curbs macroeconomic growth. Densely populated countries with high economic growth should experience the highest increases in land and real estate prices. And indeed, the scenarios generate the sharpest increases in land prices in India and China, with relatively modest increases in Latin America, Africa, and emerging Europe (figure 6).

FIGURE 6 Land prices in China and India will rise sharply
Index of land prices in 2030 (2005 = 1)



Source: World Bank calculations.

Finally, internal migration from rural to urban areas is an important driver of growth in developing countries as it allows workers to move to more productive jobs where wages are higher. Like many other drivers of growth, this one explains why developing countries outperform high-income countries, but also why growth is expected to slow over time. The existence of segmented labor markets with low-wage jobs in rural areas provides developing countries a large growth potential. However, that potential will diminish over time as the rural population shrinks. In the low-growth scenario China's internal migration in 2030 will be 9 percent lower than in 2010. Also other developing countries are expected to experience substantial declines. Only in Sub-Saharan Africa the migration potential remains large and internal migration is actually expected to increase by 50 percent over the next 20 years. Developments in the high-growth scenario are even more pronounced. Because of the higher productivity growth in cities, migration flows are larger than in the low-growth scenario during the early years. However, as a result, the deceleration will be faster too as the remaining pool of rural workers declines faster. The migration flows in that scenario are expected to decline by 12 percent in China, while in Africa the increase, from the higher levels achieved early on, is only 5 percent.

Changing trade patterns

Emerging markets will likely become the main destinations for world trade, and within the developing world the sectoral pattern of trade is expected to shift radically. Rapidly-growing middle-income countries, including China, will experience a declining comparative advantage in low-skilled labor-intensive products vis-à-vis other developing countries. As these countries move up the value chain, new opportunities arise for lower-income countries, which will become increasingly competitive in labor-intensive production.

Middle-income countries will continue to dominate trade in manufactured products, even if in their domestic economies the share of services in total value added is sharply increasing.

Exports of high-income countries would, in both the low-growth and the high-growth scenarios, shift more to services. As middle-income countries move up the value chain in manufacturing and low-income countries export more (low-skilled) labor-intensive manufactured products, the comparative advantage of high-income countries will shift even more to internationally tradable, cutting edge services.

Trade patterns will also change once additional environmental policies are put in place, which is not assumed in the baseline scenarios. The mounting environmental pressures are clearly illustrated by the anticipated increase in greenhouse gas emissions. Without policy changes to reduce energy intensity, already in the low-growth scenario emissions of the four main gasses that the model tracks are expected to more than double in China and India between now and 2030. This contrasts with the high-income countries, where emissions will hardly further increase from the already high levels. In case of a global agreement to reduce emissions (see Chapter 4 for more discussion on these policies), overall trade will become less energy-intensive and trade in energy-saving technologies will increase. If developing countries do not pursue mitigating policies, then they would be pushed towards an artificial comparative advantage of energy-intensive production, and their exports would become more energy intensive.

Despite the increased competition from low-income countries, and the slowing global economy, there will still emerge plenty of opportunities for China to penetrate further in existing markets and explore new markets. With the high growth in other emerging economies, new fast-growing markets will open up. With higher schooling levels and further accumulation of capital, Chinese firms can move to higher value-added segments of global markets. Globalization of Chinese firms will also create new opportunities, as these firms expand their investments abroad, and acquire new technologies. And even environment policies might create new growth opportunities in global markets. Bold, new environmental policies (that will price externalities in a consistent and predictable way) are likely to create win-win solutions as they address domestic bottlenecks, make developing countries competitive in new global growth markets, and contribute to the solution of global environmental problems, like climate change.

With all the changes in the global economy that are anticipated it is clear that many of the opportunities and the solution for many of the challenges can be found in global markets. Middle-income countries can only move up the value chain and create enough productivity growth, if their service sectors can benefit from increased global competition. High-income countries can benefit from the new global opportunities in services if they maintain an outward orientation and keep their markets open for emerging competitors that challenge their own advanced companies. Low income countries can only step into labor-intensive manufacturing sectors that middle-income countries are exiting if they participate in global markets. In agricultural markets, the costs of food policies that are based on self-reliance will increase, as production costs will further differentiate between areas with high and low population density. Reliable international trade flows will be an essential ingredient of food security. And finally, cross-border environmental problems will require global solutions. Countries, developing and high-income alike, that maintain an outward orientation will be among the successful ones during the coming decades, while an inward-looking policy will increasingly prove self-defeating. In short, many win-win solutions are possible, but only in case protectionist attitudes that aim to defend old positions and vested interests are avoided.

The transformation of China

China has become a dominant global economy. In 2010, China outstripped Japan to become the world's second largest economy (while remaining less than 40 percent of the US economy), as measured in nominal GDP. Still, even this remarkable achievement does not fully reveal how important China has become in terms of changes in the global economy. Over the last five years, China has added \$3.7 trillion to global nominal GDP, which was almost a quarter of global growth and almost twice as large as the \$2 trillion added to global output by the United

States. A similar picture emerges even if we exclude the role of real appreciation of the RMB. This pattern continued in 2010, when China was by far the largest contributor to global GDP growth; its economy added \$638 billion to growth in global nominal GDP, versus \$497 billion added by the U.S. economy.

China is yet more important if we look at the parts of the economy that are internationally tradable. In 2010, the value of investment in China already exceeded the U.S. investment value by 50 percent, and over the last five years China contributed half of the growth in global investments. China also holds a dominant position in other internationally tradable products. For example, in many metals markets China is responsible for half of global demand.

For example, the low-case scenario envisions a slowing of GDP growth in China and sharp changes in the composition of output over the next two decades. The labor force in the modern sector will fall as the population grows older and with reduced migration from rural to urban areas. The net rural-urban migration during the 1990s was 125.5 million in China (Chan and Hu, 2003), which would indicate an annual outflow of about 4%. However that migration rate likely has slowed significantly in more recent years and is assumed to be around 1 percent (of a slowly declining rural population) in the coming years.

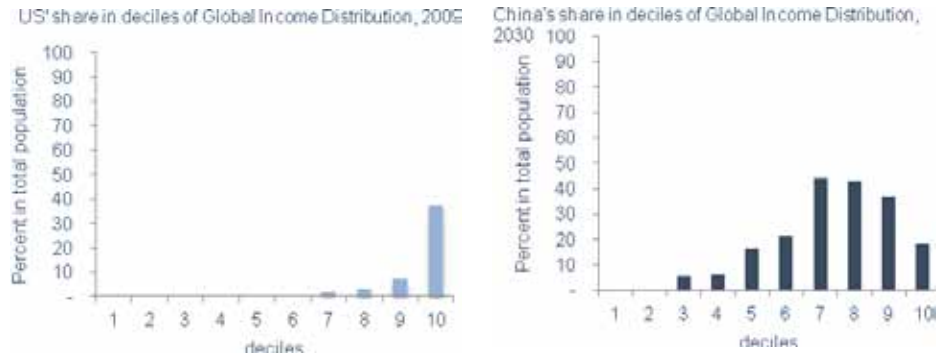
The decline in the labor force will mean that China will continue to lose its comparative advantage in labor-intensive production. Only ten years ago, roughly two out of ten additional jobs in the world were created in China. Over the next five years, China's labor supply will be declining and, if participation rates do not change, employment will decline in 2030 at a rate of 3 million jobs a year. That decline will be much larger if the current moderation of the still very high participation rate continues.

Savings rates will fall 10 percentage points, with a larger drop in investment rates. The share of services will rise from 38 percent in 2010 to 67 percent by 2030, resulting in lower average productivity growth.¹ Despite the decline in investment rates, the high initial level of investment (45 percent of GDP) will mean that the capital stock will continue to grow, by over 7 percent from 2010–2030, or 1.5 percentage points more rapidly than output. Capital deepening will place downward pressure on the return to capital, which will shift China towards a comparative advantage in capital-intensive sectors and create opportunities for substantial investments in new markets. It also will open up the opportunity for more productive investments abroad, a trend that might well become one of the most distinctive developments during the coming decades.

Finally, it is important to realize that China will continue to struggle with significant levels of poverty. Even measured in purchasing power parity (PPP) terms, China's per capita income is only one tenth of that in the richest countries in the world. There are more than 80 countries with higher per-capita incomes, while the income distribution in China is more unequal than in many of the rich countries. Despite the sharp rise in average incomes anticipated over the next 20 years, which will make China a high-income country, a large part of the country's population will still be relatively poor. It will likely take significantly more than 20 years for the whole population to reach high-income status. Unlike the current high-income countries, in which virtually all inhabitants are part of the highest deciles in the global income distribution, China will still have, in 2030, key characteristics of a developing country, with a population much closer to a crosscut of the world population (figure 7).

¹The actual share of services was 43% in 2010. Because the model adopted 2004 as the baseline year, and does not include some of the more recent data revisions, there are differences between simulation results of past data and actual data.

FIGURE 7 China's population will have more low-income people in 2030 than the US does now



Source: World Bank calculations, based on the low-growth scenario.

In the next chapter, we consider policies that would facilitate the shift to services, more capital intensive production, and continued rapid productivity growth, focusing on outward looking policies in trade, cross-border investment, and the internationalization of the RMB.

Chapter 3 China's Integration in Global Markets

China's economic miracle is built on the adoption of market-oriented policies and openness to the world economy. The progressive reduction in trade barriers and dismantling of many restrictions on FDI have generated great benefits in the form of access to foreign technology, increasing competition in the domestic economy, and the growth of a mammoth industrial sector built on exports. Despite this remarkable progress, pressures can be seen for a change in direction: either a slowing of efforts towards global integration or a measured withdrawal from international economic interactions. The arguments for a retreat from integration are not trivial. China's dependence on exports has increased its vulnerability to foreign protectionist measures, and the threat of such steps is apparent in the political climate, for example, in the United States. The huge export surplus is reflected in an apparently never-ending accumulation of low-interest and potentially risky foreign assets. The United States-generated financial crisis posed a severe threat to stability. While massive stimulus policies maintained growth, they also engendered a risky increase in bank lending and local government debt that may yet have to be addressed. Looking at the risks of international economic relations over the past few years, it is not difficult to understand calls for a retreat from global integration.

We argue, however, that this view is shortsighted. China has the opportunity by the end of the next two decades to join the ranks of high-income countries, to substantially eliminate absolute poverty, and to become the world's largest economic power. The country cannot achieve these goals by looking inward. Instead, China needs to embrace further steps toward global integration to improve the competitiveness of its economy and sustain increases in living standards. Using its capital surplus to invest in foreign markets, increasing exports of more sophisticated goods, encouraging domestic competition in services sectors, and deepening the financial sector through the participation of foreign financial institutions will enable China to avoid the "middle-income trap" and continue its development.

It is important to emphasize that these reforms are essential to achieve broad-based development, regardless of the particular specialization of production that China may adopt over the next two decades. For example, an efficient financial system and world-class business services generate broad economic benefits, but they are in particular necessary to support the production and trade of sophisticated manufactured products. Thus emphasizing services does not mean the neglect of manufactures production, but rather a choice for technological progress and continued upgrading in all sectors through integration in the global economy.

This is a vision of how China should look in 2030. The transition to a more globally integrated economy and, in particular, the opening to capital flows transactions needs to be accomplished at a pace consistent with the strengthening of Chinese institutions required to ensure stability. We do not recommend that the government dismantle all of its controls on economic activity in the interest of promoting efficiency. Instead, we would set a goal over the next two decades of transitioning to an open financial system, a flexible exchange rate, limited controls over FDI transactions, and a services sector that can compete with the world's best. There are risks in this transition, but these policies promise to support a prosperous society for the next generation.

Trade²

Those arguing for a retreat from global integration point to the threat of protectionism against China's exports. And it is true that as China's exports further penetrate foreign markets, increasing market shares in China's traditional products and competing in higher value added segments, protectionism against imports from China may increase. Already China faces higher than average protectionist barriers. But the policy response that is consistent with long-term development is to seek to strengthen the world's open trading system built on multilateralism.

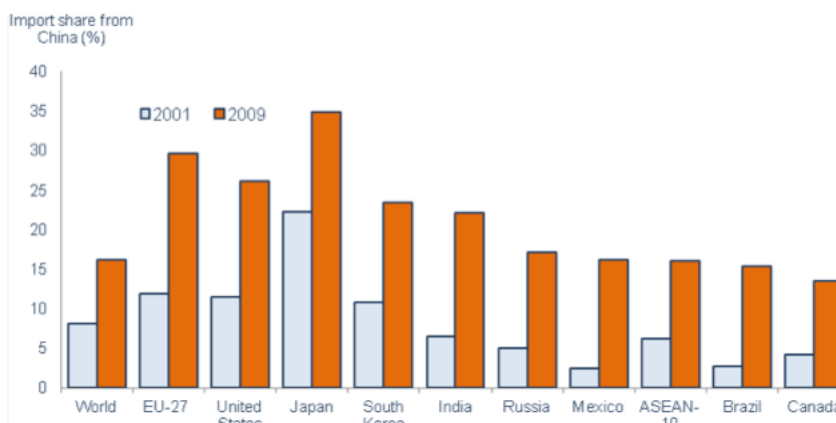
²Most of this section is based on Mattoo and Subramanian (forthcoming).

At the same time, China should advance its own agenda in future negotiations, which could include reducing barriers to trade in services, seeking regional partners to achieve deeper integration, strengthening WTO disciplines to require “open regionalism”, and limiting the use of export restrictions at times of rising food prices.

Rapid export growth has dramatically increased China’s share of global manufactures

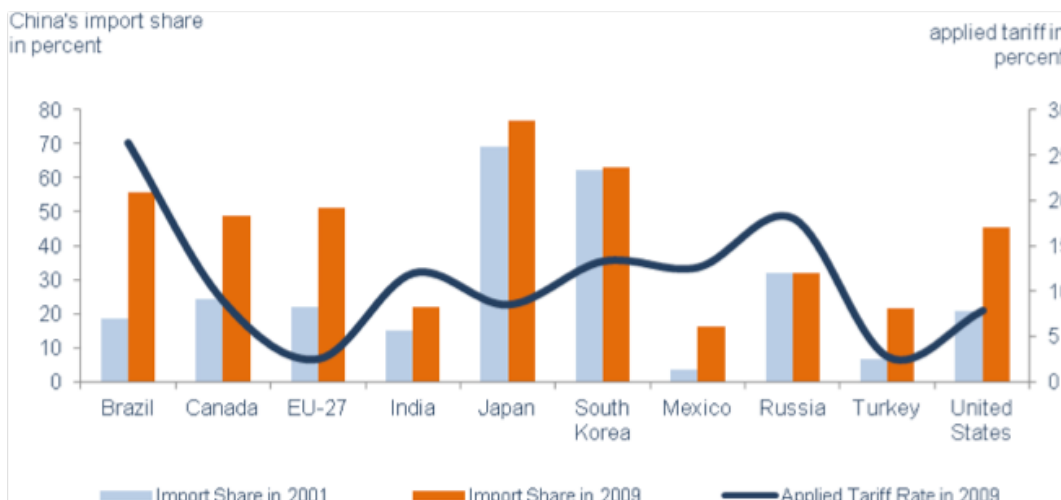
China’s exports have risen by 17 percent per year (in dollar terms) over the past two decades, transforming the country into the world’s largest exporter of goods and dramatically increasing the country’s presence in global markets, particularly of manufactures. China’s share of world manufactures trade doubled during the last decade, and China is now among the largest sources of manufactured exports in the major markets, accounting for 35 percent of manufacturing imports in Japan, 30 percent in the European Union and slightly over 25 percent in the United States (figure 8). China’s exports are particularly significant in markets with the highest tariff levels (figure 9), indicating that China is exporting to markets that are politically sensitive and likely to be the source of trade frictions.

FIGURE 8 China’s share in industrial imports of 10 largest importers has increased



Source: UN COMTRADE database.

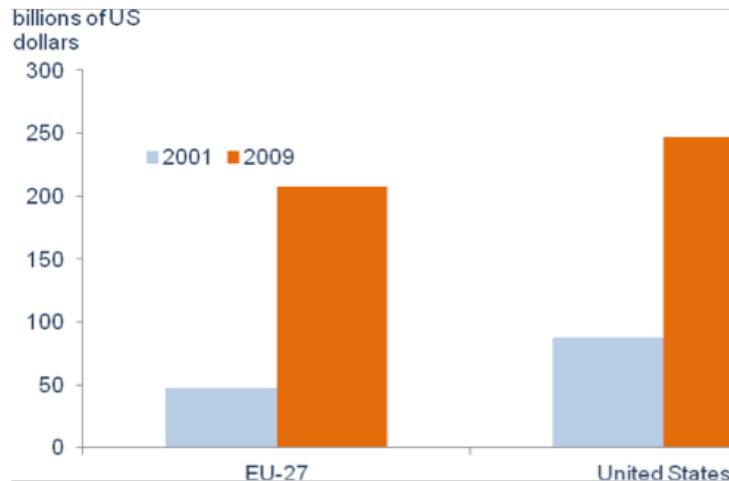
FIGURE 9 China’s share in imports of 10 most protected sectors in 10 largest importers has increased



Note: Sectors defined at the Harmonized Schedule (HS) 2-digit level of aggregation in 2009.
 Source: UN COMTRADE database (trade data) and UNCTAD TRAINS database (tariff data).

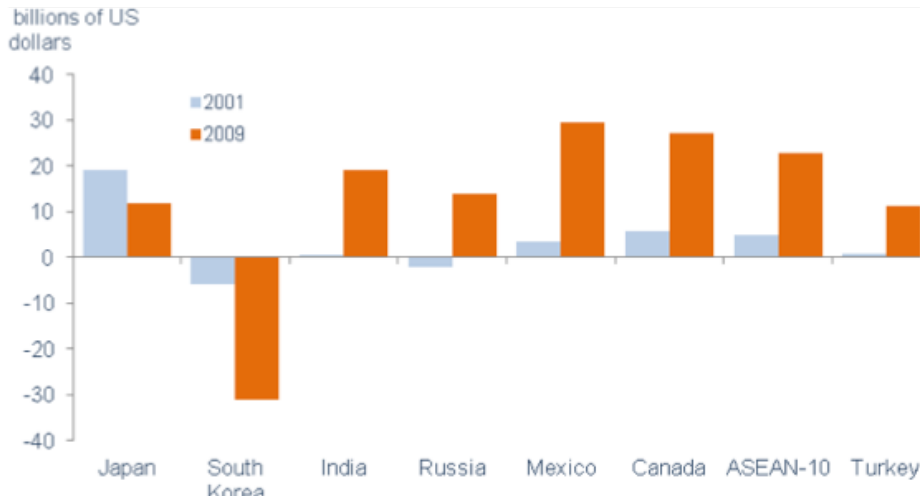
China has seen a substantial widening of its trade surplus in industrial goods with all of its major trading partners, with the exception of South Korea and Japan. For example, China's manufacturing trade surplus with both the United States and the European Union has increased over three times to \$200 billion and \$250 billion, respectively (figure 10a). China's trade surplus on manufactures with other large emerging-market countries has also increased sharply (figure 10b).

FIGURE 10A China has a large trade surplus in industrial goods with the United States and European Union



Source: UN COMTRADE database.

FIGURE 10B China has a large trade surplus in industrial goods with major trading partners



Source: UN COMTRADE database.

These bilateral surpluses are sometimes seen as signs of imbalances and can trigger protectionist responses. However, bilateral trade balances with individual countries provide no information on overall balance of payments pressures, and provide at best an incomplete picture of bilateral trade patterns. China is a major exporter of manufactures and importer of natural resources, so that surpluses in manufactures trade may be (partly) balanced by deficits in natural resources trade. The pattern of trade with China also differs in part based on geographical proximity and economic capabilities. Close by and relatively industrialized East

Asia is becoming part of a manufacturing network with China, where these countries export manufactured products to China, some of them inputs to goods that are assembled in China and then shipped to advanced countries. While the share of manufactures in developing East Asia's exports to China has remained at about a third since 1990, the share of parts and components has risen from about 10 percent in 1990 to almost half in 2010 (table 2). Over the same period the share of manufactures in the exports to China of distant and less industrialized Sub-Saharan Africa fell slightly, while the share of raw materials rose from two-thirds to almost 90 percent.

It is likely that China's trade surplus in manufactures will decline over time. Domestic production should shift towards services to meet the growing demand from consumers with rising incomes. This shift will require increased manufactured imports and will draw resources away from industrial production.

TABLE 2 China's trade with developing East Asia differs from that of Sub-Saharan Africa (share of exports to China, percent)

	1990	2010
Developing East Asia		
Final manufactures	33	33
Parts & components	10	47
Raw materials	35	16
Sub-Saharan Africa		
Final manufactures	7	5
Parts & components	8	0
Raw materials	67	88

Note: Export categories exclude some products.
Source: UN Comtrade database.

China's exports have met increased protectionist barriers

China was the target of 15 percent of the antidumping actions initiated by the 10 economies that accounted for 79 percent of new antidumping investigations during 1995–2001, while China accounted for only 4 percent of these countries' imports (Bown 2007). Discriminatory practices increased after China's WTO accession, as the share of developing-country antidumping actions against China (as a share of their total actions) increased from 19 percent in 2002 to 34 percent in 2009. The corresponding figures for industrial countries were 11 and 27 percent, respectively.³

The current threat from protectionism should not be overstated, as the share of China's exports subject to quantitative restrictions or WTO processes does not appear to be large. In 2009, for example, 2.6 percent of China's exports to developing countries and 1.6 percent of its exports to developed countries were subject to antidumping (Bown 2010). Recourse to this instrument will become more difficult when China attains market economy status in 2016. Moreover, the product-specific transitional safeguards that were negotiated at the time of China's WTO accession are due to expire in 2013. But tensions over trade and disputes concerning exchange rate parities indicate the potential for increased protectionism in the future.

³Anti-dumping is hardly the only mechanism used to discriminate against China's exports. Others include the Transitional Product-Specific Safeguard Mechanism (a unique feature of China's WTO accession that allowed importers to invoke safeguards against China through 2014, with less evidentiary requirements than under the normal safeguards regime), the traditional safeguards regime, voluntary export restraints (particularly as a result of US and EU investigations of China textile and apparel exports, and despite the banning of voluntary export restraints under the WTO Agreement on Safeguards), and countervailing measures under anti-subsidy policies (Bown, 2007).

Protectionism may rise as China's exports continue to expand and move into new markets

China's exports are expected to rise by 6 percent per year from 2010–2030, a more moderate rate than in the past two decades but still representing some increase in penetration in the country's traditional export markets. In addition, continued rapid growth in incomes will drive rising wage levels and exchange rate appreciation, somewhat reducing China's competitive advantage in labor-intensive goods compared to lower-wage economies. Thus, as outlined in the global scenarios described in chapter 2, Chinese firms will need to move into the production and export of more capital- and knowledge-intensive goods and services. The need to absorb the technology, business management practices, and market knowledge required for this transition is an important reason why continued openness is essential to China's development.

China is so large, and the pace of its growth so rapid, that expanding into new markets is likely to elicit protectionist responses, from both the high-income countries that traditionally have dominated these markets and from other rapidly-growing emerging economies who wish to promote domestic production. All of these countries have a great deal invested in an open international trade regime. Nevertheless, China should be prepared for actions that are designed to limit competition, whether compliant with WTO rules or not. A useful historical parallel is the pressure that Japan faced during the 1980s to limit exports to the United States (box 1). This experience underlines the importance of supporting outward foreign investment as a means of exploiting market opportunities in the face of protectionism, apart from the obvious advantages for Chinese firms if they internationalize.

BOX 1 The Japanese experience with voluntary export restraints

Episodes of agreements between the United States and Japan to restrain the latter's exports occurred in textiles in the late 1930s and 1950s, in automobiles in the early 1980s, and in steel in the mid-1980s. While 'voluntary' export restraints were far from trivial (according to one study covering 32 percent of Japanese exports to the United States in 1984),⁴ their economic impact on Japanese firms (although perhaps not on Japanese employment) was limited. The automobile export restraint was defined in terms of the number of cars, so that firms sold higher-value (and more profitable) cars to the United States than before the export restraints. Firms also could circumvent the export restraints by opening plants in the United States. Japanese FDI into the US auto sector increased from \$200 million in 1980 (before the export restraints) to \$850.8 million in 1986, and by the early nineties, Japanese brands accounted for some 30 percent of the US auto market, up from 21 percent in 1981. Japanese firms also exported from third countries not covered by the export restraint. Similarly, when the United States and major steel exporters (Japan and Europe) agreed on voluntary export restraints, steel was exported from the restrained countries to the non-restrained countries, and then underwent some further fabrication and was later on exported to the U.S market.^a

a. Carbaugh, R. and Wassink, D. 1991. Steel Voluntary Restraint Agreements and Steel-Using Industries. *Journal of World Trade*, vol. 25 Issue 4.

China should meet the protectionist threat by seeking deeper integration with regional partners, supporting multilateral trade negotiations and open regionalism

China's response to the threat of rising protectionism should be anchored on support for an open trading system based on multilateral agreements. It is important to remember that China

⁴This is the share of existing products covered by export restraints. The share of potential exports (if the restraints did not exist) would be higher.

remains an extremely open economy, particularly given its large size (for example, in 2009 China's total trade in goods and services equaled 49 percent of GDP, compared to 25 percent in the United States). Thus continuing to pursue international agreements to preserve and further open markets should be a cornerstone of China's trade policies going forward.

China faces relatively high tariff rates in many of its export markets. Therefore, in further multilateral negotiations the government should push for proportionally larger reductions in relatively higher tariff levels, rather than across the board tariff reductions.

Preferential agreements may ultimately present a greater challenge to China's market access than MFN tariff levels. The number of preferential agreements has increased from about 70 in 1990 to almost 300 today. About half of the exports of the 30 largest exporting countries, including China, go to partners with whom the country has some sort of preferential agreement. This overstates the impact of agreements on trade flows, as only 16 percent of trade actually takes place on preferential terms (WTO, 2011).⁵ Nevertheless, preferential agreements are of particular concern for China, for two reasons.

First, China gains only limited benefits in the form of increased access through preferential agreements. Only about 6 percent of its exports enjoy preferential access—which is significantly below the world average, and low compared to other large traders, such as the European Union (13 percent), United States (22 percent), India (26 percent) and Brazil (15 percent). Moreover, China's non-preferential exports are somewhat disadvantaged compared to other major exporters. For most countries/blocs, including the European Union, United States, India and Brazil, only about 4 percent of non-preferential exports face MFN tariffs greater than 10 percent, but for China the proportion is twice as high.

Second, in the future preferential agreements in services may have a more exclusionary impact. Today, preferential agreements in services tend to cover more sectors and include greater legal commitments to openness than under the General Agreement on Trade in Services (Marchetti and Roy 2009). However, these commitments tend to be weaker than existing policies, and thus have had little role in opening markets.⁶ Even in the rare cases where preferential agreements have induced liberalization, for example in Costa Rica's elimination of its telecommunications monopoly, the new policies are at least in principle applied on a non-discriminatory basis. Thus the cost of exclusion today from a preferential agreement in services is not worse access but less secure access, because these agreements involve not more liberalization but wider and deeper bindings.

In the future, however, any deepening of preferential agreements in services could create significant discrimination against outsiders because MFN levels of protection are significant and there is considerable scope for the preferential recognition of standards, licensing and qualification requirements. Strong exclusionary effects could also arise from "deeper integration" along other dimensions: preferential agreements increasingly have provisions on investment protection, intellectual property rights, government procurement, competition policy, and technical barriers to trade. A discriminatory tariff may matter less than the selective recognition of product safety standards or selective access to government procurement markets.

The government should pursue a two-track strategy to confront the potentially adverse impact of regional trade agreements. On one hand, on the basis of abiding by and protecting multilateral agreements, China should make efforts to push for the further opening of markets through multilateral organizations as a prime policy objective, and proactively push ahead with

⁵Over one half of trade is already subject to zero MFN rates where there is no room for preferences; and many products with high tariffs (e.g. in agriculture) are excluded from preferential agreements, so that trade still occurs at MFN rates.

⁶For example, India has committed to allowing maximum foreign ownership of 25 percent in basic telecommunications under the GATS and 49 percent in some of its preferential agreements, but in practice it already allows 74 percent.

the negotiations on its accession to the WTO government procurement agreement as part of its effort to improve procurement procedures, enhance transparency, reduce costs and enhance quality in government purchases. On the other hand, China should proactively participate in regional trade arrangements and, where possible, greatly advocate “open regionalism”, which requires that tariff levels agreed among regional partners be offered to other non-member countries on an MFN basis.

Further liberalization of services and joining the government procurement agreement could boost export opportunities

In the context of joining the WTO, China committed to one of the most rapid programs of services market-opening ever seen. Over 2001–2008, many restrictions on banking, telecommunications, transport, retail and a range of business services were phased out. Nevertheless, China’s services sector policies remain more restrictive than in many developing countries and much more so than in the high income countries, in all sectors except transport.⁷ Easing remaining restrictions could provide the reciprocity required to open foreign markets, as well as improve efficiency in the Chinese economy (see box 2).

International commitments could encourage both increased market access and improved domestic efficiency in government procurement, which represents well over 20 percent of China’s economy. A recent study by the European Union Chamber of Commerce of foreign-invested enterprises (FIEs) competing in China’s public procurement markets found that the regulatory framework governing this enormous and increasing amount of economic activity is fragmented, inconsistent and unevenly implemented. The WTO’s Trade Policy Review on China also finds that “China continues to face challenges in implementing a consistent and transparent approach to procurement across all levels of government.”⁸

China has applied for accession to the WTO’s government procurement agreement. Establishing the transparent and reliable procurement procedures necessary to gain access could enormously increase the efficiency of government operations.⁹ Joining the agreement would also open potentially huge markets for Chinese firms. The total size of government procurement markets of the current and possible future accession candidates to the Agreement is between \$2.3 and \$3 trillion annually, while the portion of these government procurement markets that is likely to be covered by the GPA is in the range of \$380 to \$970 billion annually (Anderson et al, 2011).

Improving commodity security

Multilateral negotiations may also be a useful forum for improving China’s assured access to food imports. China is increasingly dependent on imported food. Already, China accounts for 54 percent of world imports of soya beans, and 98 percent of its imports come from just three countries—United States, Brazil and Argentina. Considerable potential remains for increasing global food production (World Bank 2009), and prolonged food shortages are likely to be localized rather than affecting the global economy as a whole. However, short-term supply

⁷Restrictions of foreign firms in banking are to ensure that they are not used to evade capital controls, insurance remains closed in many respects, majority foreign ownership is prohibited in some sectors (e.g. telecommunications, air transport), and provision of domestic legal services is restricted.

⁸WTO Trade Policy Review, China. Chapter 3, page 41, paragraph 70. WTO Document WT/TPR/S/230, World Trade Organization, 4 June 2010.

⁹To join the procurement agreement, countries must (for the transactions covered) eliminate discrimination against foreign suppliers, enhance ex-ante transparency (advertising for bids for all procurements above a given threshold) and ex-post transparency (explain why suppliers were chosen), and establish procedures to review complaints.

disruptions and demand-driven price spikes are still possible, due to rising demand from increased incomes in developing countries, volatile fuel prices, and climate-change induced pressure on agricultural supplies. Multilateral disciplines could be useful in limiting export restrictions that tend to exacerbate price hikes. In the recent crisis, 18 developing countries imposed some form of export restrictions (World Bank 2008). Each country is trying to keep domestic supplies high on the grounds of food security. But, as more countries implement export controls, global supply contracts, pushing prices up further and impairing global food security.

There are few restrictions on the use of export taxes in the WTO and the disciplines on export restrictions are incomplete. Article XI of the General Agreement on Tariffs and Trade (GATT) does prohibit quantitative restrictions on exports, but its paragraph 2(a) permits temporary restrictions in order to prevent critical shortages of food or other goods.¹⁰ To ensure continued access to critical foodstuffs, the government should consider pressing for a more multilateral approach to dealing with temporary shortages. This could involve requiring countries to justify export restrictions in terms of relieving critical domestic shortages, and provision for consultations between importing and exporting countries at times of scarcity. While governments are unlikely to forego trade restrictions in the face of sharp increases in prices that endanger the welfare of its population, assuring that such measures are only undertaken when essential would provide greater assurance to importers that they can rely on the world trading system, rather than bilateral deals, to supply food at times of scarcity.

Similar considerations apply to China's participation in global trade in raw materials. Ensuring a reliable supply of raw materials will be an important element of China's trade strategy over the next two decades. China is a significant producer of several metals that are critical to production, and also has large reserves of oil. Nevertheless, the high commodity-intensity of production and rapid growth of China's huge economy has made the country a significant presence in global trade in these commodities. China accounts for a quarter or more of world imports of most of the main metals and is a major energy consumer (Coxhead and Jayasuriya 2010). For example, in 2009 China produced half the world's supply of coking coal but still accounted for 17 percent of global imports. China also produced 15 percent of global iron ore but consumed more than half of global production and accounted for more than two-thirds of total imports (Christie and others 2011).

Current efforts to secure the supply of commodities include restrictions on export of selected minerals (e.g. coke, antimony, bauxite, magnesium carbonate, molybdenum, silicon carbide, tin and tungsten), limits on foreign exploration and mining (Organization for Economic Cooperation and Development 2011), investment in commodity producing activities abroad, long-term contracts with suppliers, and loans to energy-producing nations where minerals are used as collateral for eventual repayment. The combination of the dramatic increase in China's demand for raw materials and efforts to secure foreign sources of supply has raised foreign alarms about the country's efforts to monopolize access to minerals (for example, see Brightbill and others 2008) and calls for restrictions on Chinese minerals investments in some producing nations.¹¹ These views are gaining some public hearing, despite the fact that Chinese firms' investments in raw material production differ little from efforts at vertical integration by Western multinationals and China's share of global mining mergers and acquisitions (M&A) remains small.¹²

¹⁰This exception appears to have been interpreted relatively broadly in justifying the application or threat of export barriers, in cases such as the US proposal for an export ban on soybeans in 1973. Article 12 of the WTO Agreement on Agriculture requires that developed members and net-exporting developing-country members introducing export restrictions under this provision take into account the implications for importing members' food security, and notify the Committee on Agriculture, preferably in advance. However, this has rarely been done; it appears that the most recent notification is from Hungary in 1997 (Gamberoni and Newfarmer, 2008).

¹¹ See, for example, <http://schumer.senate.gov/Newsroom/record.cfm?id=331896&year=2011&>

¹²In 2010, only 6 percent of buyers in global mining M&A deals were Chinese, and few Chinese buyers have secured controlling stakes in global mining corporations (Price Waterhouse Coopers 2011).

Continued efforts by Chinese firms to gain reliable access to raw materials seem rational from China's perspective and to the extent that these efforts lead to increased global supply they can also benefit other countries. However, a segmentation of the global market for commodities should be avoided. If major consuming nations have fixed, long-term contracts that tie up a large share of global production, shocks to the system (for example, increased demand due to changes in technology or supply interruptions due to political instability or natural disasters) could only be accommodated by changes in the share of global production that is not subject to such contracts. This would prevent the right price signals in the controlled parts of the markets and would introduce tremendous volatility in the free part of the market. The resulting substantial differences in prices with the more controlled parts of the market would ultimately be arbitrated and could trigger smuggling or the breaking of contracts, thus imposing increased volatility on the market in general. Such a system is not in China's long-term interest and the government should help ensure that globally investment and consumption decisions remain responsive to the right pricing signals. Thus while attempts to secure access make sense from an individual country perspective, the world as a whole (and given its huge presence in the market, China in particular) will benefit from maintaining an open trading system for raw materials.

Foreign Direct Investment

China has adopted FDI-friendly policies since 1980, beginning with permitting FDI in Special Economic Zones but steadily broadening to the rest of the nation. As a result, China is now host of almost 700 thousand foreign invested companies (FIC) with accumulated foreign investment of \$1.05 trillion. FICs account for 22% of tax revenue, 28% of industrial value-added, 55% of exports, 69% of the trade surplus and 50% of technology imports. FDI has enabled China to integrate gradually into global manufacture networks, as well as contributed to exports, employment, technology and institutional reform.

As China is becoming richer, its attractiveness to foreign investors is changing, transnational corporations (TNC) no longer invest in China merely because of low labor costs, but increasingly because of a rapidly expanding domestic market, supporting industries, excellent infrastructure, and human resources (about 7 million university graduates every year) According to a survey by DRC after the global financial crises, China's attractiveness to TNCs goes well beyond low costs. The top 5 (of 17) reasons for investing in China were given as the domestic market, infrastructure, labor cost, access of FDI and industrial clusters, in which the large market was the most important.

Following this change in the strategy of the TNC, China needs to take several steps to capitalize on the potential advantages. First, the Industrial Guidelines for FDI should be adjusted to encourage investments in emerging industries and R&D. Second, policy should be shifted from preferential incentives to improving the investment climate: ensuring a level playing field between domestic and foreign investors, improving the quality and efficiency of public services, improving human resources, and strengthening the service sectors. Third, to make full use of FDI's spillover effects of R&D. FDI's R&D should be integrated into the domestic innovation system. The government should encourage greater cooperation and exchange between foreign companies and domestic institutes and companies in human resources, information and R&D projects. Finally, the government needs to enhance international competitiveness of service sectors by means of further liberalization of FDI in services.

Even more important than these changes towards inward FDI, China can benefit from promoting outward FDI; and investments abroad will play an important role in the transition to a high-income economy. At first glance it can be difficult to understand why it is important for a poor country like China to encourage its firms to invest overseas, and it is easy for those arguing for a more inward-looking development strategy to ignore the implications for outward FDI. Indeed, openness to FDI inflows and domestic policy reforms to ensure that

technology spillovers from foreign firms can disseminate quickly to domestic firms remain an important element of China's development strategy. However, Chinese multinationals also can play an important role in the country's development, by transferring technology obtained in foreign markets and by integrating business practices and organizational approaches observed in foreign countries into domestic operations. The government should strive to strengthen legal protections for Chinese overseas investments, either through bilateral investment treaties or a multilateral agreement on investment. Achieving stronger protection for Chinese investors would require granting reciprocal concessions to foreign investors in China, implying a dismantling of most restrictions on FDI inflows and continued improvements in the autonomy of state enterprises. These policies also are in the long-term interest of China's development.

FDI outflows are increasing

FDI outflows have risen rapidly since the inauguration of the "Going Global" policies in the late 1990s, from \$1 billion in 2000 to \$44 billion in 2009. China's total FDI outflows over the period were greater than all emerging markets except Russia and Hungary (table 3). Since 2003, almost 55 percent of China's greenfield FDI and 27 percent of M&A transactions have been in the mining sector, compared to 10 percent in M&A transactions from advanced countries. (figure 11).^{13,14} Investment projects in services and manufactures tend to be smaller than in mining, and these two sectors were more important over this period in terms of the number of deals.

TABLE 3 FDI outflows by emerging markets rose sharply in 2000–2009

	FDI 2000	Total 2000-2009
Russian Federation	3	215
Hungary	1	160
China	1	159
India	1	75
Korea, Rep.	5	84
Singapore	6	97
Brazil	2	60
Malaysia	2	51
Mexico	0	40

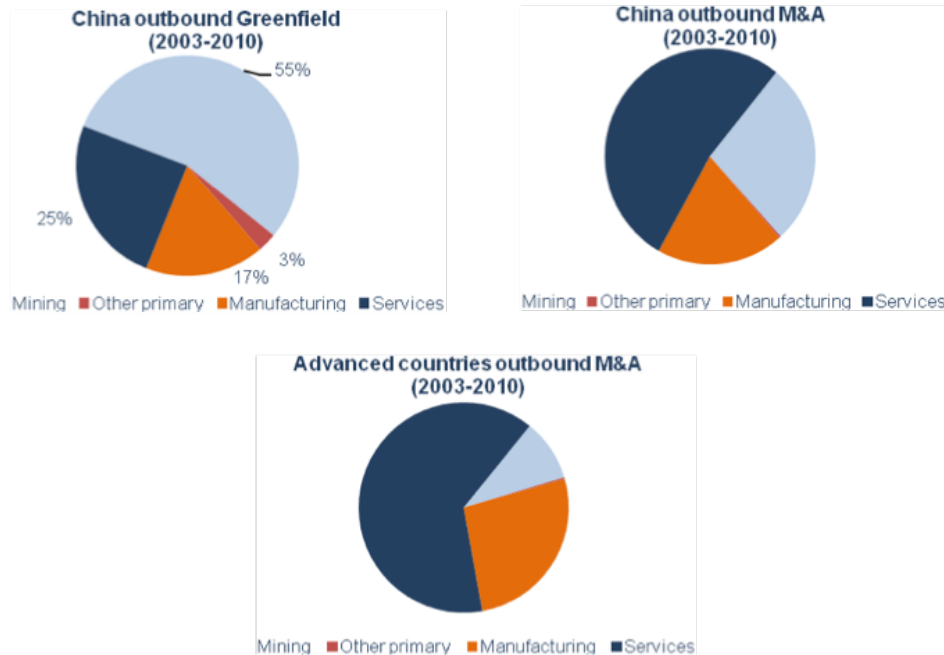
Source: IMF Balance of Payments database.

China's FDI outflows have increased at about the same annual rate of growth as outflows from, to take regional examples that have achieved rapid growth, Japan and Korea (beginning from the year that these countries' outflows exceeded \$1 billion), but less than Malaysia. Given China's huge size, FDI outflows could quickly rise to high levels. For example, by 2030, China's per capita GDP will exceed \$10,000. If China's FDI outflows relative to GDP equaled the level of Japan's at a similar level of income (about 0.5 percent), then China's outflows would almost double to \$75 billion.

¹³The data on M&A transactions may overstate the share of services, and thus understate the share of mining and manufacturing. The M&A data are reported by the acquirer. As many acquiring firms are banks acting as intermediaries, the M&A data may not accurately represent the business of the acquired firms.

¹⁴Fung and others (2009) find that proxies for natural resources do not have a significant relationship with the location of Chinese outward FDI flows. Cheung and Qian (2009) find that resource-seeking is an important motive, although China does not appear to invest in African and oil-producing countries mainly to obtain natural resources.

FIGURE 11 China's outward FDI is directed more towards mining, compared with advanced countries' FDI (percent)



Sources: For M&A data, World Bank staff estimates based on Thomson-Reuters SDC Platinum. For greenfield data, World Bank staff estimates based on FDI Markets.

Outward FDI can generate important benefits for Chinese firms and the country's development

Outward FDI can play an important role in exploiting global business opportunities. China's rapid increase in incomes means that firms may need to relocate to lower-wage locations to employ their expertise and technology. Trade barriers may increase the profitability of locating production in host country markets (see above). China's multinationals can become an important source of technology, brand names, distribution networks, market contacts, and skilled workers for domestic firms. China's large stock of foreign exchange reserves are largely invested in low-return assets (such as US Treasuries), and demand for foreign exchange by firms to invest abroad represents some diversification, from the perspective of the country as a whole, of foreign assets.¹⁵

More controversially, FDI can be used to secure essential commodities for the domestic economy. The high energy and metals intensity of production mean that the economy is dependent on a stable, secure supply.¹⁶ There are two reasons why China might be concerned about its future ability to secure commodities. While these commodities do trade in international markets, their supply is heavily influenced by government decisions: oil prices depend greatly on Organization of Petroleum Exporting Countries (OPEC) production, while several important metals are located in a few, relatively unstable countries, where the governments could potentially affect supply, at least in the short term. China's political influence and investments in oil

¹⁵The government also is beginning efforts at diversifying foreign exchange reserves through the China Investment Corporation.

¹⁶China's per capita demand for steel rose from .06 tonne in 1990 to .37 tonne in 2008, or at about 2.5 percentage points more rapidly than the rise in per capita GDP (McKay and others 2010). In 2010 China's consumption of refined metals exceeded the total of all OECD economies combined.

and metals could encourage supportive government policies in supplying countries. Second, China accounts for a significant share of global consumption of some commodities (e.g. in 2008 China's consumption of oil and net imports of oil equaled almost 9 percent and 4.5 percent, respectively, of global oil consumption, according to the U.S. Energy Information Administration). Concerns over continued increases in Chinese consumption coupled with increasing investments in natural resources could lead to efforts by other countries to safeguard their own access to these resources. China's share of global natural resources FDI has doubled over the past 7 years, but remains below 15 percent.

Not that foreign investment is an unalloyed benefit. The rapid increase in foreign investments by a relative newcomer to international investment can engender mistakes. Witness the huge losses suffered by Japanese investors in US real estate and other sectors in the 1980s.¹⁷ There is also some concern that government influence over the large state-owned enterprises may encourage unprofitable, but politically important, foreign takeovers and that limits on interest rates reduce resources allocated to project evaluation and increase incentives to lend to public sector firms, thus reducing the efficiency of FDI projects (Morck and others 2007).

Chinese outward FDI has encountered obstacles

China's investment outflows have already stirred concern among some commentators in host countries, and efforts by Chinese firms to purchase foreign companies, and to operate in foreign countries, have in some cases met with political opposition. For example, the state-owned China National Offshore Oil Corporation withdrew its bid for Union Oil Company of California (Unocal) in the face of political opposition in the United States. And a 2008 deal to double Aluminium Corporation of China's (Chinalco) stake in Rio Tinto, an Anglo-Australian iron ore producer, was scrapped due to opposition from Australian lawmakers (Xu 2009). The reasons for opposition to Chinese investments are varied, but do not (or at least should not) reflect fears of Chinese domination of the global economy. Despite its rapid growth, China's outward FDI remains a small share of total FDI flows and a miniscule amount compared to total investment in most host countries.

Other issues are probably more important. Chinese firms' lack of experience means that they may lack adequate political networks and knowledge of host country culture to avoid mistakes in public relations, branding, and management. Chinese companies have made mistakes that have engendered opposition. Many observers have expressed concern over the environmental impact of investments by Chinese firms. Governments or political interests who view China as a long-term threat to other countries' security interests may not welcome investment by Chinese firms. The government's support for outward investment, including subsidies for investments in natural resources, tax breaks, and low-interest financing from state-owned banks (Luo and others 2010), although some of these practices are hardly unique to China, have raised resentment over competitive practices that undermine domestic investors.

Perhaps most importantly, the prominent role played by state-owned enterprises (SOEs) rather than private firms may engender suspicion in host countries about potential strategic behavior by Chinese investors. More than two-thirds of FDI outflows were from centrally-controlled SOEs in 2009, and a portion of the remainder was from firms partially-owned or controlled by the state, or by provincial or municipal governments (Salidjanova 2011). The important role played by SOEs in China's foreign investment is not surprising since, due to the legacy of central planning most of the large Chinese companies that have the resources and expertise to invest abroad are owned by the state. Of the 43 Chinese companies in the Fortune 500 list of the largest global firms, only two are privately owned.¹⁸ Nevertheless, the government should ensure that private firms are given the same opportunity to invest abroad

¹⁷Japanese investment in US real estate totaled nearly \$300 billion in the 1980s, and the "value of many of these assets fell by as much as 50 percent in the early 1990s" (Pristin 2005).

¹⁸He and Lyles (2008) claim that fears of government domination of SOEs are outdated after three decades of reform have improved the SOEs' autonomy and responsiveness to market forces.

and should avoid burdensome approval processes that might inhibit such investment. The main reason for encouraging outward investment is to enable Chinese multinationals to absorb foreign technology and use it to improve domestic production. Since private firms are typically more successful in adopting new technology than government-owned firms, it is important to ensure that private firms participate in foreign investment.

The government can help improve the legal framework for outward investment

Given the potential benefits of outward FDI and the political obstacles and tensions that some Chinese investments have engendered, the government has an interest in demonstrating support for Chinese investors, to ensure that they are treated equally with other investors and to provide adequate recourse in case of disputes. This issue is set to intensify in coming years, since Chinese outward investment will no doubt continue to expand as China becomes richer and its firms more exposed to international competition.

Chinese policy has focused on international treaties to protect foreign investors. Since the early 1980s, China has signed 127 bilateral investment treaties (through May 2010) and 112 double taxation treaties (through May 2009) (Davies 2010). Since 2000, China's bilateral investment treaties (BITs), mostly concluded with developing countries that are the main destinations for Chinese FDI, have expanded protections for investors. This has included commitments by host countries to treat foreign investors, once established in the country, equally with domestic investors, and to provide investors with virtually unrestricted access to international tribunals (e.g. the World Bank's International Centre for the Settlement of Investment Disputes), when they believe that host government policy violates these commitments (Berger 2008a). The latest Chinese BITs do allow for the continuation of existing provisions that discriminate against existing foreign investors, subject to a 'best effort' commitment to rollback such measures over time.

BITs can provide important support to overseas investors by cementing political relationships, providing some leverage to foreign investors where political concerns are not paramount, and as a means of demonstrating the government's commitment to its foreign investors. Indeed, the failure to participate in today's proliferation of investment agreements could be taken as a symbol of government indifference.

Nevertheless, BITs cannot address many of the obstacles to China's outward investment. Even the US BITs, which embody the most stringent investment protections, include an exception for national security concerns (Congyan 2009), and such concerns were cited in the most prominent examples of barriers to Chinese FDI. Thus BITs, while useful, cannot, in and of themselves resolve most of the barriers to investment described above.

Should China enter into more liberal investment treaties?

The most liberal investment treaties, as exemplified in treaties promoted by the United States, include commitments to eliminate any existing discriminatory practices and to treat foreign investors equally with domestic investors in all respects, including giving foreigners the right to invest in the country if they meet the criteria (if any) that are imposed on domestic investors (referred to as pre-entry national treatment).¹⁹

Securing pre-entry national treatment for Chinese overseas investment could be beneficial. In the absence of such protection, Chinese firms could be at a competitive disadvantage in some markets. That is, Chinese firms could potentially be subject to time-consuming processes that firms from countries with treaties guaranteeing pre-entry national treatment could avoid. Firms

¹⁹It is also necessary to define the assets to be covered by the agreement, for example to decide whether short-term flows are also protected, although a substantial transitional period would be required until China can achieve an open capital account (see below). Xiao (2010) argues that China should press for a hybrid approach. Access to investment should be based on a narrow definition (e.g. kind of activity), while protection of existing investments should be determined by a broad asset definition.

that are seeking a foreign purchaser may choose investors who are not subject to such delays.²⁰ To the extent that BITs with strong investor protections proliferate over time, this constraint could become important.²¹

A distinction should be made between BITs with developing countries that are not major sources of FDI flows, and with the advanced countries. Explicit investment guarantees and access to international tribunals are not so critical in the advanced countries, where legal redress through relatively fair judicial procedures is available. By contrast, securing protection for Chinese investors in the more uncertain policy environments in developing countries may be more important in supporting outward FDI.²²

Bilateral investment treaties or a multilateral agreement on investment?

Assuming that the government decides to strengthen the legal protection for Chinese outward FDI, it then confronts the question of how to do so. One choice would be to enter into bilateral investment treaties (BITs) that provide strong investor protections. Another would be to press for a Multilateral Agreement on Investment that includes most countries.

A global agreement would have advantages. The existence of multiple BITs can increase transactions costs for firms, which face different investment rules depending on the host country, although the importance of this is disputed.²³ A multilateral investment agreement could provide more certainty to investor protections than a BIT (and, thus, may be more supportive of increases in FDI outflows), by increasing the costs to host countries of violating the agreement. Thus a multilateral agreement could play a more important role in encouraging FDI than multiple BITs (studies provide mixed evidence about the extent to which stronger investment protection secured through BITs encourage greater foreign investment).²⁴ By joining hands with other developing countries, China may be able to achieve a more development-friendly multilateral framework for investment than it could through individual BITs negotiations.²⁵ A multilateral investment framework could also curb the power of multinational companies to implement restrictive business practices such as transfer pricing to evade taxation, restrictions on ability of subsidiaries to trade with some domestic firms, and restrictions on the licensing of technology by subsidiaries (Xiao 2010 and Crystal 2009).

On the other hand, pursuing multiple BITs would provide China more leverage over specific terms. Thus, for example, a BIT might specify the sectors in which national treatment would be provided, while such sectoral restrictions (apart from general provisions such as national security or health and safety exceptions) would be more complicated to negotiate through a multilateral framework. Thus, if China decides to pursue a multilateral approach to investor protections, it is important that it play an active role in shaping the agreement. Allowing the advanced countries to negotiate such an agreement amongst themselves and then deciding

²⁰For example, one complaint concerning the process for approval of Chinese investment in Australia's Rio Tinto was that the responsible agency took three months longer than expected before ultimately approving it.

²¹The same issues are not as pressing for post-entry national treatment, as MFN provisions of Chinese BITs imply that Chinese firms would enjoy the same protections as granted under other treaties.

²²Even there, however, the importance of access to tribunals is suspect. Investors are understandably reluctant to appeal to international tribunals against governments in host countries. For example, despite the inclusion of arbitration provisions, albeit with exceptions, in several Chinese BITs, no investor has brought a case against China to international arbitration (no doubt largely because of the fear that doing so would impair the investor's relationship with China—Economist Intelligence Unit 2010).

²³Hoekman and Saggi (2000) find that there would be little reduction in transactions costs for either governments or investors by a multilateral framework as opposed to reliance on BITs.

²⁴Some empirical studies find that BITs have little impact on FDI flows (Nunnemkamp and Pant 2003). On the other hand, Berger and others (2010) finds that BITs with liberal investment provisions guaranteeing market access for FDI are significantly and positively related to cross-border investment flows.

²⁵For example, transparency provisions could reflect weak administration in developing countries, and technical assistance could be provided to help developing countries implement the agreement.

whether to accept it, is unlikely to serve Chinese interests. Instead, the Chinese government needs to act to help define the specific terms of such an agreement, to ensure that the level of investment protection is suitable and that the particular circumstances of developing countries are recognized.

Guaranteeing national treatment to foreign investors has important implications for domestic policy

Securing pre-entry national treatment for Chinese investors would require providing the same protection for foreign investors in China. The large share of production accounted for by state enterprises and government subsidies for productive activities complicate efforts to credibly ensure an equal playing field for domestic and foreign investors. Increasing state enterprises' autonomy and phasing out subsidies that explicitly favor domestic firms (as opposed to demand-side subsidies that do not discriminate between foreign and locally-owned firms) could provide more credibility to policies guaranteeing national treatment and, thus, help to secure such rights for Chinese investors in other markets.

Providing pre-entry national treatment would also imply reducing restrictions on FDI inflows. While China has progressively simplified approval procedures for foreign investment, local or central government review is still required for many investments.²⁶ Investment can be encouraged, restricted, or prohibited depending on the sector, the level of technology, and (formerly) the extent of exports. Elimination of at least some of these restrictions would significantly expand the sectors open to foreign investment.

It is difficult to argue that such dramatic changes in development policy should be undertaken simply to achieve reciprocity for Chinese investments overseas. As it happens, however, the domestic reforms that could help achieve stronger legal protection for Chinese overseas investments are also likely to further Chinese development. Increasing the autonomy of state enterprises and reducing the role of subsidies would be consistent with efforts to improve the efficiency of SOEs.²⁷

Dismantling the system of approvals and restrictions for inward FDI could reduce the costs confronting foreign investors, by providing greater assurance that they would be able to invest without excessive delays and to operate without undue interference. In particular, reducing restrictions on services sector FDI would promote service sector efficiency, the importance of which will rise as China strives to become a high-income economy. Encouraging FDI inflows can be particularly useful in improving the efficiency of services sectors that are less affected by competition through trade (box 2). Also, as China becomes a richer and more globally-integrated economy, the usefulness of government review of foreign investment will decline. The economy will become much more complicated, making it more difficult to control investments and to understand all of the ramifications of guiding investment in the way practiced when the economy was simpler. And, establishing an open capital account (see below) will complicate the issues involved in imposing restrictions on foreign investment (for example, by making it simpler to invest through local intermediaries).

Thus, with Chinese development, the usefulness of investment restrictions will decline, while the potential benefits of stronger investment protections in foreign markets will rise. In short, China does have an interest in continuing to ease restrictions on inward FDI and to undertake commitments to strong investor protection in international agreements. Some transition period

²⁶The State Council has assigned most of its authority for approving foreign investments to the Ministry of Commerce (MOFCOM) and local governments, although the Council retains final authority for investments with significant macroeconomic or foreign policy implications (Berger 2008b).

²⁷The subject is beyond the scope of this paper, but such reforms of state enterprises will have to take into account a host of concerns, most notably the implications for employment, and will need to be phased in over time.

is likely necessary to ensure that government agencies have the ability to regulate foreign investment effectively without extensive approval procedures. Also, in some sectors, domestic investors may need time to be able to compete with foreign investors who enjoy national treatment. Limited exceptions to national treatment could be incorporated into investment agreements that generally provide for an open regime towards FDI. However, it is important that such restrictions have sunset clauses, to ensure that eventually the protected sectors can enjoy the benefits of increased investment. Overall, in a decade or so, it is likely that developmental interests will be better served by the dismantling of the current regime for inward FDI and entering into international agreements to achieve strong protection for Chinese firms investing abroad.

BOX 2 FDI and competition in services (all the papers cited in this box are not listed in reference)

FDI can have a positive impact on the services sector, and thus more broadly, on the overall economy (several studies show that FDI in services can improve productivity in manufacturing through vertical linkages—e.g. Arnold et al. 2007). Many developing countries have limited FDI in services, in part because they lack an adequate regulatory framework to oversee a more competitive sector. But inefficient services sectors can be a severe constraint on development so, as incomes rise and the resources available to regulate the sector increase, opening services to FDI can be important to future growth.

FDI that results in increased competition can encourage lower prices and improvements in quality, expand the set of available producer services, and improve the productivity of domestic firms through knowledge spillovers. For example, cutting-edge retail practices (central warehousing, appointment system, use of pallets) introduced in Mexico by Walmart were quickly adopted by other retail chains (Javorick, Keller and Tybout 2006, McKinsey 2003). Similarly, with the opening of Korea's retail market, competition from Walmart and Carrefour encouraged domestic firms to lower prices and expand consumer choice, while enabling them to absorb advanced technology that increased the productivity of distribution networks. While smaller businesses were driven out of the market, the larger Korean retail stores flourished and bought out Walmart and Carrefour within 10 years.

FDI can have a positive impact on infrastructure. A study covering 85 developing countries from 1985–99 found that telecommunications services improved after foreign entry (Fink et al. 2002). In countries with strong regulatory systems, FDI has led to improved telecom services and contributed to higher economic growth (Norton 1992; Roller and Waverman 2001). FDI improved the reliability of electricity and telecommunications services provision in Latin America (World Bank 2004). The positive impact of FDI in infrastructure, however, requires a regulatory environment that encourages competition. In Argentina, Mexico and Venezuela, telecom enterprises were transformed from loss-making, subsidized entities into tax-paying firms, but part of their profitability arose from monopoly positions and captive regulators. In Argentina, the privatization of Entel did not result in lower service prices (UNCTAD 2004), and in Brazil, greater efficiency was accompanied by higher prices (Anuatti-Neto et al. 2003).

Both cross-country and case studies find that FDI can strengthen the banking sector.²⁸ Again, however, the regulatory environment is critical. Studies find that foreign bank participation improved efficiency and competition in Colombia (Barajas, Steiner and Salazar 2000) and Argentina (Cull and others 2000). But studies of Mexico (Haber and Musacchio 2005; Schulz 2006) argue that high concentration in the sector before and after foreign entry meant there was no improvement in efficiency.

²⁸ Claessens, Demirguc-Kunt and Huizinga (2000) use data from a sample of 80 countries to show that foreign entry reduces the profitability of domestic banks and enhances their efficiency. Claessens and Lee (2003) conclude that the increased presence of foreign banks in low-income countries reduced financial intermediation costs and made the banking system more efficient and robust.

Deeper integration into the global financial system

China's tightly-managed exchange rate and extensive capital controls have been lynchpins of China's economic policies. These policies have helped support spectacular export-led growth and supported financial stability. This policy mix has also played an important role in insulating the economy from global financial crises. However, continued economic and financial stability requires the gradual adoption of an alternative policy mix—involving greater exchange rate flexibility, modernization of the financial system, and liberalization of capital controls leading eventually to full convertibility. These policies also would support the rebalancing of growth toward greater domestic demand and greater production of non-traded goods and services which is required for China to become a high-income economy. In the long-run, when the economy becomes even more integrated in the global economy, the internationalization of the RMB will provide more stability than the current system of a managed exchange rate. However, the transition to a more financially-integrated economy involves risks. Careful attention must be paid to the timing and sequencing of policies and to the building of strong institutions to manage the financial system.

Exchange rate stability and capital controls have supported stability in China

China has achieved remarkable growth by opening to the world economy. But at the same time its global relationships have on occasion created significant challenges for domestic economic stability. Most of China's foreign investments and a significant share of external trade transactions are performed largely denominated in dollars, so that changes in the dollar/RMB exchange rate have enormous implications for the profitability and balance sheets of domestic firms, and for the prices faced by consumers. A stable (albeit not fixed) exchange rate with the dollar has helped to limit domestic economic instability.

China's official exchange rate depreciated sharply in 1994 with the unification of the formerly dual exchange rate system.²⁹ Thereafter the government essentially fixed the RMB/dollar rate until July 2005 when the managed floating exchange rate regime was adopted, after which the RMB gradually appreciated. Till Oct. 2011, the real effective exchange rate of the RMB/dollar has appreciated by 66% compared with that of Jan. 1994, and has appreciated by 31% compared with that of Jan. 2005.³⁰

At the same time, the managed exchange rate policy has required maintaining a closed capital account, so that the domestic monetary policies could be more independent and effective: with limited exchange rate flexibility and an open capital account, the government would lose the ability to use monetary policy to influence domestic inflation and economic activity.³¹ This strategy has enabled China to achieve rapid growth and maintain a highly-competitive exchange rate to support exports.

²⁹From 1988 to 1993, the government maintained a dual exchange rate system where businesses involved in trade had access to the swap market with a market-determined exchange rate, while most others had to undertake transactions at the official, controlled rate. During the early 1990s the rate in the swap market (which accounted for about 80 percent of foreign exchange transactions by 1994) depreciated sharply, and the official exchange rate became increasingly overvalued. Thus the official rate records a large nominal depreciation with the unification of the exchange rate system (Huang and Wang 2004).

³⁰BIS effective exchange rate.

³¹China's capital controls also serve other purposes, including supporting interest rate controls and limiting the impact of capital movements on China's relatively undeveloped financial markets.

Nevertheless, the tightly-managed exchange rate now is posing more difficult challenges for macroeconomic policy

First, while the tightly managed exchange rate of RMB³² does help stabilize the nominal value of a large portion of China's overseas investments and trade, it occasionally has engendered sharp swings in China's competitive position with third countries. The most dramatic example occurred when countries hit by the East Asian crisis in the late 1990s depreciated sharply against the dollar, while the RMB/dollar exchange rate remained stable (table 4). The real exchange rate of Korea, Malaysia, Philippines and Thailand fell by an average of 24 percent from 1997–98, while China's real exchange rate appreciated slightly. The collapse of demand in the crisis-hit countries further reduced China's exports, and China's growth of the U.S. dollar value of merchandise exports fell from 20.9 percent in 1997 to 0.5 percent in 1998. The stability of the RMB has, however, been credited as a significant factor in re-establishing regional growth and shortening the effects of the crisis, while doing little damage to China's medium term growth.

TABLE 4 China's exchange rate was relatively stable during the East Asian crisis
Percentage change in exchange rate, 1997–98

	Real Exchange Rate	Nominal Exchange Rate
China	-5.0	-0.1
Korea, Rep.	32.0	47.3
Malaysia	25.3	39.5
Philippines	19.4	38.8
Thailand	19.0	31.9

Source: World Bank.

Second, the managed exchange rate policy impairs the government's ability to control inflation. Inflationary pressures are strong to the extent that in China, as in other rapidly-growing developing countries, there is a natural tendency for the prices of non-traded goods to rise relative to traded goods (i.e. for the currency to appreciate in real terms).³³ If the prices of non-traded goods cannot rise through an appreciation of the nominal exchange rate, then they will tend to rise through inflation. It is difficult for the government to control inflation by increasing interest rates sufficiently in response to excessive demand growth, in part because rising interest rates will attract some capital inflows (to the extent that capital controls are not 100 percent effective) that will further boost domestic liquidity. Thus the government has had to rely on administrative controls (e.g., guidance to banks to reduce lending and direct controls of prices) to restrain inflation. For example, the government was initially reluctant to raise interest rates to cope with the overheating economy in 2004, leading to a plunge in the real rate of interest to corporate borrowers, which contributed to excess demand (Goldstein and Lardy 2006). Instead, the government imposed administrative controls (which are inconsistent with the long-term goal of increasing the autonomy of state enterprises) to reduce commitments to large-scale projects (Gallagher 2005). While these efforts were ultimately successful in bringing inflation down, they introduced distortions that have hampered efficiency and undermined the credibility of government policy.

³²In 2005, the authorities announced that the renminbi would no longer be pegged to the US dollar but to a basket, although the composition of that basket has not been announced. This may explain why the real effective exchange rate has been more stable than the exchange rate against the dollar. See Frenkel (2009).

³³Increasing productivity in the production of traded goods will increase the demand for labor, thus increasing wages in both traded and non-traded sectors. But as productivity growth is slower in the production of non-traded goods, the rise in wages will require an increase in the relative price of non-traded goods.

Presently, very low interest rates in the United States and other advanced countries are contributing to another episode where inflation is rising above government targets. Thus under the dollar dominated international monetary system, the tightly managed exchange rate has to a considerable degree made China's monetary policy hostage to decisions by the US Federal Reserve, the ECB and other advanced economy central banks. While exchange rate volatility can also be undesirable, in present circumstances less resistance to upward pressures on the exchange rate (if accompanied by appropriate monetary and fiscal policies) would help dampen inflationary pressures, similar to the experience of Japan during the 1970s (box 3).

BOX 3 Japan's transition to a floating exchange rate

Japan's adoption of a floating exchange rate provides useful lessons for China's policies. Japan in the 1970s had several similarities with China today: a fixed exchange rate (the yen equaled 360 to the dollar from shortly after World War II until 1971), capital controls, limits on interest rates that helped finance industrial investments, an underdeveloped financial system, a history of rapid growth propelled by rapidly increasing exports, a large trade surplus, and tensions with trading partners over rapid market penetration. Japan faced similar challenges in maintaining stability with a fixed exchange rate, relying on various administrative controls to contain inflationary pressures. Rising inflation (which peaked at 7.7 percent in 1970) and complaints from trade partners over the low valuation of the yen increased pressures for a change in parity. Events came to a head with the breakdown of the Bretton Woods system, and after some initial attempts to support the existing rate, the Japanese government allowed the yen to fluctuate (and appreciate) with only limited intervention.

The adoption of a floating exchange rate strengthened monetary autonomy and helped Japan cope with the significant economic turbulence of the 1970s. The floating exchange rate in the context of a steady decline in monetary growth led to a sharp fall in inflation (after the oil price shock), which averaged 4 percent in 1978–79 when inflation in the United States was about 10 percent. And the variability of both prices and output were considerably lower than under the fixed rate regime (Meltzer 1986). Lower inflation was accompanied by average GDP growth of 4 percent from 1974–1982, a comedown from pre-1970 growth rates but significantly higher than Japan's advanced country trading partners (the period includes the severe global recession).

Third, maintaining the managed exchange rate policy in the face of the booming trade surplus has partly led to a huge build up of foreign exchange reserves. Reserves rose to almost \$2.9 trillion in 2010 and projected to reach almost \$3.5 trillion by the end of 2011, representing about 200 percent of annual imports. The buildup of foreign reserves, largely held in US government and agency paper, has saddled China with assets that earn very low rates of return and, given the continued deterioration in the US fiscal position and the Eurozone debt crisis, have also become increasingly risky. Reportedly, the authorities are making efforts to diversify reserve holdings both away from dollar-denominated assets and to higher-yielding investments through various sovereign wealth funds including the China Investment Corporation.³⁴ China is also taking a lead in moving forward international discussions to encourage alternatives to the dollar as a reserve currency. However, such diversification is a slow process, particularly since any attempt to shift a large portion of reserves out of US Treasuries could precipitate a sharp depreciation of the dollar, thus severely reducing the real value of the remaining stock of reserves, and be highly destabilizing to the global economy.

Fourth, while allowing greater flexibility of the exchange rate may not immediately reduce the trade surplus by a substantial amount, over time movement to an equilibrium exchange rate will act to stimulate domestic absorption, reduce the current account surplus, and stimulate

³⁴The exact currency composition of China's reserves is not known because China does not participate in the IMF's COFER database.

greater investment in non-traded goods and services. Such a readjustment would contribute to raising standards of living in China, increasing macroeconomic stability, as well as contribute to reducing global imbalances.

A different policy mix will be required to maintain stability as China's development continues

A tightly-managed exchange rate regime with the rate deviating from equilibrium levels and a largely-closed capital account are unlikely to continue to contribute to stability over the medium term. As the dollar has been subject to considerable instability vis-à-vis other major currencies, and may become critical if the dollar is no longer a reliable store of value due to US fiscal mismanagement, RMB's close relationship to the USD and the large amount of foreign reserves dominated by the USD would not be conducive to the future development of China's international economic activities. Also, over time it is likely that capital controls will increasingly become less effective, as the sophistication of China's financial system increases, as Chinese firms increase their overseas operations, and as international financial players become more adept at circumventing controls. To the extent that capital controls become more porous, an inflexible exchange rate regime will make it increasingly difficult for the central bank to undertake an independent monetary policy, so that the economy would become increasingly vulnerable to the global economic cycle.

Gradually liberalizing capital controls would enhance China's ability to achieve high-income status. Capital controls inhibit the development of the financial sector, thus reducing the scope of domestic investment by firms, limiting asset diversification opportunities for Chinese households, restricting the provision of sophisticated financial services required by complex modern economies, and impairing the ability of the financial system to allocate resources to the most productive activities. In the past, the government's domination of the financial system and the channeling of resources to large industrial projects and exports have supported development by overcoming impediments to the coordination of economic activities, reaping economies of scale, and increasing confidence. However, China's future development will require a more efficient services sector and more diversified manufactured production to serve domestic demand. A market-based financial sector is essential to support these new requirements as China's economy becomes more complex and incomes continue to increase. The gradual removal of capital controls will be required to support an efficient, and well-regulated, financial sector.

Increasing the use of the RMB in international transactions could support economic stability

Thus continued development will require greater monetary independence, exchange rate flexibility, and a modern, more open, financial system. Increased use of the RMB in international transactions can make an important contribution if a significant share of foreign assets were denominated in RMB, and if Chinese firms that operate abroad can borrow in RMB, then exchange rate fluctuations would have less impact on economic and financial stability. From the perspective of individual firms, use of the RMB in external activities (e.g., trade) would allow diversification in the sense of reducing exposure to risks specific to the Chinese economy without increasing foreign exchange risk. From the perspective of the country, the danger of capital outflows during crises is smaller if the RMB is recognized as an international currency.

Achieving greater use of the RMB in international transactions would have other, perhaps less important, benefits. To the extent that non-residents are willing to hold RMB, the government would enjoy seigniorage revenues.³⁵ The government and firms could face lower interest rates on their debt if foreigners increased their demand for RMB assets. Chinese travelling

³⁵Since issuing additional cash is virtually costless, the government earns a real return on monetary expansion, part of which would come from foreigners if RMB were to circulate internationally as dollars do now.

abroad would be able to use RMB to purchase domestic currencies with relatively low transactions costs if currency traders had access to well-established markets for trading in RMBs.

Having the rest of the world use one's currency does have some downsides. If some regional trading partners choose to peg their exchange rates to the RMB, future Chinese authorities could face some economic and political challenges in pursuing purely national objectives when conducting monetary and exchange policy. The increased demand for RMB assets associated with external use of the RMB likely would result in a more appreciated exchange rate than otherwise, potentially reducing the attractiveness of China's exports. Chinese monetary policy would become a greater focus of attention if foreigners hold significant RMB assets (witness the considerable reaction to the US Federal Reserve's quantitative easing, as opposed to little interest in similar policies followed by the Bank of England), while foreigners' demand for RMB could increase the instability of money demand, potentially complicating monetary policy. Counterfeiting of the RMB could become an issue, as it has for the dollar. But these issues are manageable and would not greatly reduce the significant benefits involved from the RMB becoming an international currency.

What is required for the RMB to become a more widely-used international currency?

For its currency to be accepted in international transactions by other countries and be held as assets by foreigners, the country's shares in international trade and financial transactions have to be significant. Inflation and inflation expectations need to be low, so that the currency is a reliable store of value. Non-residents should have confidence in the independence and competence of monetary authorities. Domestic capital markets need to be deep and liquid (so that investors can buy and sell large volumes of securities without greatly affecting the market price) and include a broad range of financial instruments with different risk-return characteristics.

China presently meets only some of these necessary conditions. The country is now the second largest trading economy. The scenario presented in chapter 2 indicates that China's share of world trade is likely to increase by two thirds over the coming 20 years, and its share of global output to nearly double to become the world's largest economy. Officially-recorded inflation is presently just above 5 percent, somewhat above the government's target as a result of expansionary policies during the financial crisis. But inflation was relatively low (about 2 percent, albeit somewhat unstable) over the past decade.

In most respects, however, the RMB is not yet a suitable to be international reserve currency. While the Chinese authorities' concern over inflationary pressures has contributed to the credibility of stabilization policies, the inability to understand how monetary policy decisions are made makes it difficult for market participants to anticipate changes. An international ranking finds that the transparency of China's central bank improved substantially in the early part of the last decade but remained below most middle-income countries (Dincer and Eichengreen 2006). Thus further moves to improve the independence of the central bank and to increase the transparency of monetary policy decision making would be essential to support greater international acceptance of the RMB.

But perhaps the greatest challenge that China faces in expanding the cross-border use of the RMB is its under-developed financial system. China lacks the diversified financial instruments and the secondary markets that would enable investors to quickly and cheaply convert their RMB assets into cash, even if capital controls were removed. Low efficiency, high transactions costs, and weak supervision and regulation are major limitations on financial sector development (Wu and others 2010). Administered interest rates and the lack of transparency in the regulation of banks and financial markets inhibit market competition and the development of advanced financial products (Dobson and Masson 2009). For example, the large state-owned enterprises can fund their activities with retained earnings and cheap credit due to interest rate controls, which has meant little issuance of corporate debt and asset-backed securities and a relatively illiquid market. Financial market infrastructure is improving but remains challenged: bankruptcy procedures are not widely understood, modern accounting standards

are not applied uniformly, and issues often lack transparency (Zhou 2005). Restriction on the kinds of foreign institutions allowed to acquire domestic securities, on the size of investments and on pace of repatriation (necessary to ensure that capital controls are not evaded) severely limit foreigners' ability to participate in the market.

Strengthening of financial regulation and supervision is essential to ensure stability in the context of a more liberalized financial environment. Considerable progress has been made in strengthening the capital adequacy of the banking system, although the implications of the recent sharp increase in lending are as yet not fully clear. Improved coordination among the various institutions involved in financial regulation will be important. Further progress also will be necessary to ensure that State-owned banks operate on market principles, rather than being responsive to political decisions. At the same time the regulation and supervision of non-bank financial institutions involved in these markets will be essential, particularly as in the absence of such improvements restrictions on the banking sector will be reflected in the transfer of funds to non-banks. The regulation of non-bank financial institutions is probably the most difficult challenge the government will face in establishing a market-based financial system. It will be necessary to encourage the growth of alternative instruments and sources of funds, while ensuring the soundness of all institutions that borrow short and lend long (and are thus potentially subject to sudden failure). Industrial countries spectacularly failed to achieve adequate regulation of non-bank financial institutions during the recent boom, with dismal results.

The government is taking steps to increase financial integration with the rest of the world

The government is undertaking policies that are increasing the use of RMB in trade and financial transactions. On the trade side, settlement in RMB is growing rapidly and in April 2011 accounted for around 7 percent of total trade, up from almost nothing at the beginning of 2010 (IMF, 2011). The pattern of settlement in RMB, however, is very unbalanced with almost 90 percent of the settlements on the import side.

The government also is undertaking cautious steps towards allowing foreigners to participate in capital account transactions denominated in RMB. A few qualified investors, including international development institutions in China, have been allowed to issue bonds in China's domestic market (Makin 2010), and some foreign participation in the banking system is underway, although foreign banks' share of financial assets remains below 2 percent, and their activities are restricted (see Reuters, 2011). The government is developing an offshore market in RMB in Hong Kong, including provision for RMB balances to be held by foreigners, the development of instruments for hedging currency risk, and the issuance of RMB-denominated government bonds (Yiping 2010). The goal, according to Subacchi (2010), is to develop an offshore market while maintaining capital account restrictions, reminiscent of the development of the offshore Eurodollar market when the United States had controls on capital outflows during the 1960s and 70s (He and McCauley 2010). While some Chinese companies have issued RMB-denominated bonds in Hong Kong, the size of the available RMB-denominated assets is still small, resulting in the bulk of the trade settlements held in deposits in the Hong Kong clearing bank. Since October 2010, China has allowed three types of foreign institutions, including foreign central banks or monetary authorities, RMB clearing banks in Hong Kong SAR and Macao SAR and foreign banks participating in cross border RMB trade settlement to invest in domestic Chinese interbank bond markets using RMB.

So far these policies have played little role in encouraging a broader role for the RMB. Overall the RMB remains little used internationally, accounting for one side of only 0.9 percent of foreign exchange trades (BIS 2010). An expanded offshore market and expanded trade invoicing will encourage some greater international use of the RMB. However, even a flourishing offshore market is unlikely to encourage widespread adoption of RMB-denominated assets when the domestic capital markets remain small and illiquid.

A program to deepen China's financial integration with the global financial system will require careful planning

Deepening China's financial integration with the global financial system will require more aggressive measures to modernize and regulate its financial system and to open it more to foreign competition, increased exchange rate flexibility, and gradual removal of capital controls. But these policy changes, particularly the transition to an open capital account and removal of domestic financial sector controls, entail significant risks. Many countries in Latin America, Eastern Europe, and East Asia that have eliminated capital controls have suffered dramatic financial crises accompanied by calamitous declines in output and large increases in poverty. These crises have typically been driven by large financial sector weaknesses and imbalances, coupled with failures to manage increases in aggregate demand from unrestrained capital inflows, real exchange rate appreciation (often reflected in real estate booms) and an eventual withdrawal of capital and a major collapse in asset prices. The European experience with financial sector and capital account liberalization was more positive, and holds some lessons for China (box 4).

BOX 4 Lessons of the European Experiences with Capital Account Liberalization

Today's Europe of open financial markets and unrestricted capital flows took a long time to establish. Many western European countries imposed extensive restrictions on their financial sectors for three to four decades following World War II, and exchange controls were not fully abolished by the European Union until 1990 (Wyplosz 1999). Capital account restrictions were often used to dampen pressures for exchange rate changes, by restraining capital outflows that could force a depreciation and (at other times) limiting capital inflows that would otherwise tend towards appreciation and a decline in competitiveness. In addition, several European countries used capital account restrictions to sustain financial sector policies that maintained low interest rates (primarily to reduce the costs of financing government deficits) and directed credit toward favored borrowers. With interest rates artificially low, quantitative ceilings were used to control credit. Thus controls on capital outflows were necessary to prevent asset holders from placing their wealth at the higher interest rates available abroad, and controls on inflows were sometimes required to avoid exchange rate appreciation as borrowers sought to circumvent credit constraints. In short some European countries' financial sector controls, monetary policies, and capital account restrictions, along with the challenges faced in the potential disintermediation of the banking system and growing circumvention of controls, resemble China's current experience.

Financial repression and capital account controls gradually became less popular, for several reasons. The effectiveness of controls declined as financial markets became more sophisticated. The growth of derivative products significantly reduced the costs of, and increased the potential for, circumventing controls, while funds increasingly flowed out of the tightly-regulated banks to other financial institutions. Controls also became increasingly costly in terms of administrative procedures, efforts at evasion which introduced competitive distortions among firms, and the diversion of commercial and financial activities to other countries. The process of European integration provided an impetus to more stable macroeconomic policies to maintain the fixed exchange rate with low-inflation Germany, and improving macroeconomic stability reduced the need for controls to respond to foreign exchange crises.

The European countries' approach to financial sector liberalization and opening the capital account varied. Most countries employed a gradual approach to liberalization. For example, France began a process of liberalization in 1983 (after aborted attempts in the 1960s) which involved financial sector deregulation and a shift to indirect means of monetary control, while capital account restrictions were still in place. Once the macroeconomic situation was favorable and the financial sector was viewed as able to withstand foreign competition, capital controls were gradually withdrawn. The sequence of measures to ease controls began with intra-EEC direct investment flows, then FDI from others countries along with travel allowances, then restrictions on foreign exchange operations, then restrictions on bank lending to nonresidents and administrative controls on import and export settlements (initially imposed to avoid the use

of current account transactions to circumvent capital controls), then controls on foreign borrowing and holding of foreign currency accounts by domestic enterprises, and finally restrictions on bank lending in French francs to nonresidents. The full process of liberalization took six years.

Some countries adopted a much more rapid approach to capital account liberalization. The United Kingdom abolished all capital account restrictions in 1979 in conjunction with floating the exchange rate, the removal of credit controls, and a tightening of fiscal and monetary policies. These measures, undertaken when the country had a strong balance of payments position due to the rise in the oil price, were largely successful in improving macroeconomic stability and establishing a more efficient financial sector, although there were some transitional costs from higher exchange rate volatility and an asset price bubble at the end of the 1980s.

Denmark, Finland, Norway and Sweden also rapidly implemented capital account liberalization and a deregulation of financial markets during the 1980s, with some costs in terms of asset price booms leading to banking crises in Norway, Finland and Sweden (in the first two countries also driven by lower oil prices and the collapse in trade with the Soviet Union). By contrast, Denmark did not suffer significant financial sector difficulties despite loan losses, owing to improvements in banking supervision.

The European experience has some useful lessons for China. First, in China's situation reform must cover a broad agenda, including the removal of credit controls and of restrictions on interest rates, the reliance of monetary policy on interest rates and open-market operations rather than quantitative controls, moving to a more market-determined exchange rate, and the gradual opening of the capital account. Ultimately none of these reforms will function effectively without the others. Second, steps to ease financial sector restrictions and open the capital account should be undertaken when the country is in a strong balance of payments position. This perspective argues for China initiating this process soon, when the country's huge current account surplus could cushion downside risks involved in larger than expected capital outflows, which is likely a more serious problem than larger than expected inflows. Third, it is critical to achieve adequate supervision of the financial sector before opening the capital account. While defining 'adequate' in this context is difficult, the potential for asset price booms followed by collapses is high when the banks are unaccustomed to dealing with the increased potential for both profits and risks in a newly-liberalized financial sector. Fourth, financial sector reform and capital account liberalization must be supported by a stable macroeconomic environment. Thus the recent rise in inflation needs to be addressed prior to, or in conjunction with, any steps towards liberalization. Finally, some European countries removed controls, and then reinstated them when their exchange rates came under pressure. The reversal in policies made it more difficult for market participants to anticipate government policy and reduced long-term investment.

Nevertheless, the applicability of the European experience for China is limited due to the substantial difference in levels of development and changes in the international financial system. Western European countries had a long history of established financial sector institutions and prudential frameworks, that China is now developing. European countries also had much more extensive stock and bond markets that could absorb large capital inflows without putting at risk depositors' money, and thus potentially inducing rescues of insolvent institutions and the attendant moral hazard that can spur excessive lending. A stronger and more diversified financial sector in Europe likely contributed to the relatively mild impact of financial sector liberalization in most countries, as compared, for example, with the severe crises experienced in East Asia and the Southern Cone of Latin America. Thus the risks facing China in embarking on this process, and the need for caution and experimentation, are likely greater than in Europe of the 1980s.

China also faces a much more complex and sophisticated global financial environment than Europe did. The availability of standardized derivative instruments and a multiplicity of offshore centers which lack controls on external transactions should make it easier to circumvent controls today than in the 1980s. While China's control regime remains effective, the more sophisticated international financial environment implies some greater difficulty in opening the capital account gradually, as initial steps to free some transactions (e.g. remove all controls on FDI) could be exploited to effect more extensive capital account transactions. This implies the necessity to maintain some vigilance, perhaps in the form of requiring the reporting of transactions, during the process of capital account liberalization so that large anomalies can be checked.

Source: Unless otherwise noted, Bakker and Chapple (2002).

To minimize stability risks, the reform agenda must be carefully timed and sequenced

China can limit the instability often experienced during financial sector liberalization and capital account opening through a gradual approach that involves careful attention to the appropriate sequencing of policy changes. It is impossible to lay out a detailed blueprint for financial and capital account liberalization, as some flexibility will be required to take into account economic developments and the degree of success of various reforms. However, it is useful to provide an overview of the steps that will be required with some information on their order. In particular, there are several prerequisites for an opening of the capital account.

The most important first step is to reform the RMB exchange rate mechanism in the direction of a more market-determined, flexible regime. That will provide an indication of the extent to which the currency is misaligned. Indeed, an important goal of China's capital controls has been resisting pressures to appreciate the RMB (Yongding 2009). Dismantling capital controls in the context of a widespread expectation of an appreciation of the exchange rate would encourage huge capital inflows. Establishing a market-based exchange rate, while not eliminating the potential for instability from capital inflows, would at least reduce one reason for it. Moreover, providing for exchange rate flexibility would improve the authorities' ability to control inflationary pressures through monetary policy and reduce the pace of the buildup of foreign reserves. At the same time, the government should proceed with steps to increase the independence of the central bank, improve the transparency of monetary policy, and strengthen financial sector regulation.

Even before the exchange rate reaches an equilibrium level, parallel efforts should be undertaken to improve the methods for conducting monetary policy and to improve financial market regulation and supervision. As progress is made on these fronts, the government can proceed with financial liberalization. Deposit interest rates would be raised towards market levels, perhaps in stages to gauge the impact on bank balance sheets. Experience shows that the removal of deposit rates can lead to excessive credit expansion, so it will be necessary to ensure that monetary conditions are sufficiently tight to maintain stability (Feyzioglu, Porter, and Takats 2009). Controls on lending rates can also be gradually removed. While the reforms required for successful financial liberalization take time, there is some urgency in implementing them. Financial innovation and stronger banking regulation is encouraging greater flows to non-bank institutions, potentially challenging the government's ability to control inflation through administrative means (IMF 2011). Improving the regulation of non-bank financial institutions while establishing market-based interest rates is necessary to enable the government to manage macroeconomic policy successfully and ensure financial stability.

To set the stage for further capital account liberalization, the government could increase current initiatives to encourage the use of the RMB in settling current account transactions and expand bilateral currency-swap arrangements to more trade partners. But as these progress, it will be increasingly difficult to achieve a more balanced settlement pattern while the exchange rate remains significantly undervalued (IMF, 2011). A further, early measure would be to abolish approval processes for inward and outward FDI, which tend to be more stable and long-term than portfolio flows. Given China's large current account surplus and large and growing official reserves, it would make sense to consider lifting controls on outflows before controls on inflows. Programs to allow residents greater access to external financial markets could reduce upward pressures on the exchange rate and lessen official reserve accumulation. The range of qualified investments by foreigners could then be increased and restrictions on foreign investment in the stock market gradually eliminated. Cross-country experience strongly suggests that restrictions on short-term capital inflows be removed last.

Establishing the RMB as an international currency will take time

The reforms outlined above are necessary, but not sufficient, to ensure that the RMB becomes a major international currency. That will require more time, perhaps many years, to develop sufficiently deep capital markets and to establish the reputation for stability that is required for foreigners to hold large amounts of a country's currency. The pace of international acceptance will be in part determined by international conditions. To the extent that alternative reserve currencies, notably the dollar and the euro, are subject to instability and mismanagement, reliance on the RMB would increase more rapidly. One informed estimate places the earliest year that the RMB would become a global currency as beyond 2025 (Wu and others 2010), another model-based simulation predicts the RMB could account for up to 12 percent of international reserves by 2035 (Lee 2010), and one market analyst sees the RMB likely to become one of the world's major reserve currencies sometime after 2030 (Jaeger 2010).

The policies required to establish the RMB as an international currency will have important implications for China and the world

The policies required to establish the RMB as an international currency will have profound implications for China's development model. State-owned banks would have to be allowed to act like private banks and not be subject to instructions from the government to increase lending for macroeconomic reasons (Eichengreen 2010). State-owned enterprises (SOEs) would have to face hard budget constraints. That is, SOEs that became insolvent would have to be allowed to go bankrupt, so that creditors would not be tempted to lend in the expectation that their loans enjoyed an implicit government guarantee. Similarly, it will be necessary to ensure some constraint on borrowing by local governments, either through greater administrative control from the center or statutory limits on local government deficits. Another problem worth noting is the double mismatch between currency and maturity of borrowing and lending, i.e., borrowing short in foreign currency while lending long in local currency. This double mismatch has been a major cause for heightened exchange rate risk and debt crises in many developing countries, most notably in 1997 Asian Financial crisis.

The implications of these policies go beyond ensuring financial stability in government and government-owned institutions. To the extent that prices are allowed to clear markets, reliance on influence and contacts should become less important than innovation and efficiency for economic success. This would be beneficial to the economy, but may also imply that some formerly successful firms are no longer profitable, underlying the importance of social insurance to provide health care and pensions. A more market-based exchange rate would mean less reliance on exports and a rebalancing of the economy from manufacturing to services. All of these changes would be beneficial in their own right, in addition to consistent with a greater international role for the RMB. They do, however, imply dramatic changes in the way that business is transacted in China.

Finally, China should not ignore the international implications of increasing the use of the RMB. As Barry Eichengreen (2010) has emphasized, the emergence of the RMB as an international currency would provide a useful diversification away from the dollar, helping to limit financing of the sort of excessive current account deficits pursued by the United States prior to the crisis, and thus reducing the likelihood of a repetition. China's efforts to establish the RMB as an international currency would support global economic stability, which given China's size and openness is an essential ingredient of stability in China.

Chapter 4 Global Public Goods

China's future prosperity depends to a large extent on the preservation of global public goods, or issues that are important for many countries, where market forces cannot be relied upon to achieve efficient outcomes. Thus, coordinated government policies are necessary to ensure the efficient provision of global public goods, which covers a wide variety of issues. The market cannot be relied upon to limit environmental damages, either domestically or cross-border. Issues such as climate change and threats to the ozone layer can only be resolved through international coordination. Similarly, preserving global resources such as ocean fisheries, seabed minerals, and Antarctica requires coordinated interventions by governments. The benefits of communications networks increase with the number of users, so that international agreements and domestic regulations that, for example, promote efficient Internet use are in everyone's interest. International trade and financial transactions require a framework of rules to promote cooperation; reducing import barriers and ensuring global financial stability often requires international discussion. Efforts to reduce global poverty, which contribute to global stability, will be more effective if all countries with sufficient resources are encouraged to participate. Indeed, the term 'global public goods' is to an extent misleading; much of the work involves establishing effective institutions to take into account the global impact of the provision of goods and services. While all of these issues touch on domestic policies, they all also involve international coordination; thus, this section also considers aspects of domestic regulations that have a significant international impact.

While China has certainly cooperated in efforts to sustain global public goods, the government faces an important policy question. Should China rely on a multilateral consensus to determine global policies, with specific interventions to protect China's interests, or should China actively help to shape global agreements? This question is particularly difficult for environmental agreements, where it might be argued that since the advanced countries are principally responsible for damages to the environment, and are richer and thus better able to forego income for future benefits, they should shoulder the costs involved.

While the ethical argument concerning advanced countries' responsibility has resonance, it remains in China's interest to play an active role in shaping agreements on global public goods. China's huge size imposes both a responsibility to contribute to safeguarding public goods (else others will refuse to cooperate as well) and the opportunity to shape global agreements so that they support China's development.

Here we consider a few examples of global issues that cannot be resolved efficiently by relying on the market, and where China should actively participate in international solutions, for its own and the world's benefit. Some of these issues will be critical to China's development in coming years while others, though important, will have less impact. Our purpose is to provide examples of common problems where China plays an important role, not to enumerate all of the challenges in preserving global public goods over the next decades.

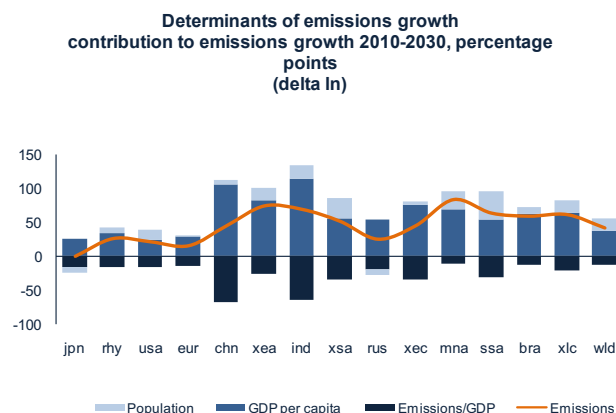
Climate change

The global economy faces an enormous challenge in reducing carbon emissions to avoid the worst effects of climate change. Absent changes in policies to reduce emission intensity, the increase in average global temperatures over the next several decades could be calamitous, with a rise in the sea level that would inundate vast regions where millions of people live and the degradation of agricultural land that millions of poor depend on for their livelihood. China will be severely affected too, both directly in some regions and indirectly as the global economy deteriorates. Here we discuss how global emissions could evolve over the next 20 years, what role China should play in multilateral efforts to reduce emissions, and the implications of different agreements for China's economy.

Emissions are set to increase

Global annual emissions are expected to increase around 50 percent over the next 20 years. This is largely due to growth in GDP per capita and to a lesser extent to population growth, while emissions per unit of GDP are expected to decline slightly (figure 12).

FIGURE 12 Carbon emissions will rise in the baseline scenario

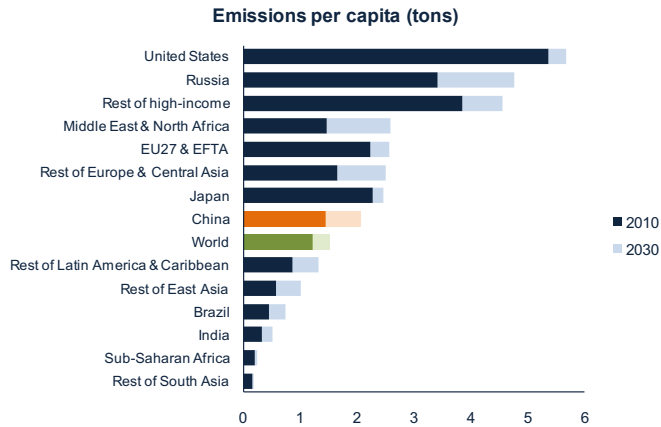


Source: World Bank.

More than four-fifths of the rise in emissions over the next 20 years will come from developing countries. The large share of developing countries in the global increase reflects higher population growth and higher per capita GDP growth compared with high-income countries, although the relationship between growth in developing countries and global emissions is complex.

While developing countries will be responsible for the bulk of new emissions, their emissions per capita are much lower than in high-income countries (figure 13). While developing countries' per capita emissions are expected to rise somewhat, they will not approach the levels in high-income countries. However, emissions per unit of GDP are relatively high in developing countries, and China is among the countries with the highest emission intensity in the world. A key reason for the high emission intensity in the developing world is the low valuation of non-tradable products in those countries, which makes GDP relatively small. Especially in China, another reason is the small share of services and the large share of manufacturing. As a consequence of the high emission intensity, GDP growth in the developing world leads to more than proportional growth in global emissions, even as the emission intensity is expected to decline sharply along with the shift to services and the rise in the relative price of non-tradable products.

FIGURE 13 Emissions per capita in developing countries are much lower than in advanced countries



It is in China's interest to actively promote global efforts to reduce carbon emissions

China is the largest source of carbon emissions, accounting for 23 percent of global CO₂ emissions (although note that China's large export sector means that a significant portion of the goods produced in generating these emissions are actually consumed abroad). Moreover, during the next 20 years, China is expected to be responsible for one-quarter of the increase in emissions, even in a baseline scenario that assumes a significant shift towards the service sectors in China. Effective global policies are not feasible without China's participation, both because limiting China's emissions is critical and because other countries are unlikely to participate in the absence of the largest source of carbon emissions.

It is in China's interest to significantly reduce carbon emissions; otherwise China would create an artificial comparative advantage in energy-intensive production and be stuck with current emission structure, making the country even more dependent on future energy supply. Over the long term, the supply of energy is one of the most binding constraints on growth potential, so having a comparative advantage in energy-intensive production is not desirable. In addition, greater reliance on energy-intensive production would worsen China's already considerable environmental challenges.

Limits on carbon emissions would reduce China's GDP in the short run. However, these limits would not necessarily reduce consumption, because a large share of relatively energy-intensive production is devoted to exports. Global limits on carbon emissions would increase the relative price of these exports, which would reduce the volume of exports but also generate tax revenues for the government. The impact on consumption would depend on the government's allocation of these tax revenues. More importantly, as Supporting Report 3 argues, a green strategy may well become a new source of growth, increasing long-term growth potential.

A fair and effective global climate agreement is important to China

China should actively push for a fair, reasonable and sustainable global climate regime based on *common but differentiated* principle. Failure on the part of major countries to reach agreement on climate change and contain the climate crisis will lead to serious consequences for the world economy, in particular developing countries including China that are likely to be the most severely affected by climate change. A fair global climate regime can be consistent with China's implementation of its domestic commitment to reduce GHG emissions. China's 12th Five Year Plan already includes declining intensity of GHG emissions as a binding target.

China's earnest efforts to reach this target and establish a market-based emissions reduction mechanism within the country will not only spur other major economies to adopt forceful measures for GHG reduction, but also facilitate transformation of development model, advances in technology and economic growth within China, thereby turning emission reduction from a burden into an opportunity.

Global limits on carbon emissions have to take into account the need for continued growth in developing countries. Developed countries, having reached an advanced phase of industrialization, have high existing emissions levels and low future economic growth potential. Developing countries, on the other hand, have relatively low existing emission levels, and high future economic growth potential. That growth potential has to be realized to meet pressing development needs. Therefore, emission targets in a global climate change agreement should not be based on existing emission levels, but on future needs.

International financial regulations

The financial crisis highlighted the importance of effective supervision of financial systems for global stability. International agreements can enable individual country authorities to impose regulatory rules without impairing the competitive position of their banks vis-a-vis banks in other jurisdictions. International norms can also provide an anchor for domestic reforms. China has consistently supported international prudential norms for banking regulation, and has made considerable progress in integrating these norms into its domestic financial system. Going forward, the government may need to take a more proactive role in helping to shape these norms. This discussion does not cover all, or necessarily even the most important, areas where China relies on international coordination to preserve financial stability. For example, our focus on the long term means we do not consider the current financial controversies concerning China's criticism of US monetary policies and debt burden, an important, albeit short-term, area for stability in China.

China has benefited from adopting international regulatory norms for banks

China accelerated its program to implement Basel standards in the late 1990s, as a guide for the recapitalization of state-owned banks in response to the large amount of non-performing loans (NPLs). Adopting international norms provided a useful benchmark and a means of enhancing the credibility of the government's program. Authorities combined elements of the implementation of Basel I (e.g. capital requirements) with elements from Basel II (supervisory review and disclosure procedures), in what officials of the China Bank Regulatory Commission (CBRC) sometimes called "Basel 1.5". As a result of this process and strong economic growth, the banks' NPLs dropped from a staggering 23 percent of GDP in 2000 (Allen et al, 2008) to below 2 percent in January 2010 (according to the China Bank Regulatory Commission).³⁶

Support for the use of international prudential norms also comes from the large, state-owned banks (who hold over 50 percent of total banking assets—figure 14). These banks have an interest in adhering to an internationally-recognized regulatory framework to support their efforts at international expansion and to ensure that other domestic banks cannot compete by adopting more lax prudential norms.

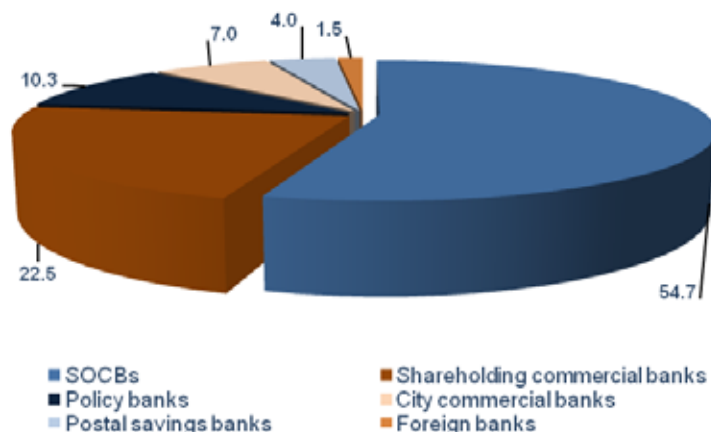
The government remains committed to integrating the Basel prudential norms into its regulatory practices, despite the financial crisis engineered by poor regulation and supervision in the US banking system (Walter 2010).³⁷ It is recognized that considerable work remains in

³⁶The process of reducing NPLs of the four major state-owned banks involved the transfer of NPLs to asset management companies (in return for an equity position in the banks) and subsequent sales to the public, in conjunction with capital injections into the banks.

³⁷By contrast, the Asian crisis and the prolonged Japanese stagnation eliminated the attractiveness of alternative regional models (for instance, during the 1990s, Korea's regulatory framework as considered as a possible reference; this ended after 1997).

establishing an efficient financial sector,³⁸ and the implementation of international norms is seen as a part of this still unfinished reform process.

FIGURE 14 The state-owned banks dominate China's banking sector
Share of types of banks in total assets, 2009



Source: UBS.

Moreover, the stimulus program in response to the global financial crisis involved a substantial expansion in credit extended by the state-owned banks. The size and necessary speed of this process is likely to result in some rise in NPLs going forward.³⁹ As happened with Basel I, the implementation of Basel III will provide an external standard for Chinese regulators in the necessary future clean-up, and again helping to defuse potential domestic criticism of the process.⁴⁰ The Five Year Development Plan (covering 2011–2015) envisions the continued implementation of Basel regulatory norms, and the CBRC announced in May 2011 the imposition of increased capital adequacy ratios, with higher levels for “systemically important banks”.

China also should take advantage of informal bilateral relationships related to international banking supervision to share experiences and information. Membership in the Financial Stability Board (FSB) puts Chinese authorities into direct and regular contacts with other regulatory organizations, which also have an interest in formal and informal exchanges of information with their Chinese counterparts.⁴¹

China's reliance on international prudential norms in its domestic financial reform process does not mean that the country should passively accept norms that are defined by the advanced

³⁸The Chinese banking system remains underdeveloped in many areas. The scope of bank services is extremely limited in comparison to more developed systems (for example, consumer credit remains a small share of total credit), and the regulatory system is limited (for example, there is still no formal system-wide deposit insurance scheme in China, and the government maintains ceilings/floors on interest rates).

³⁹The existing figures for the current level of NPLs, at around 2 percent of GDP, are widely considered to significantly understate the dimension of the problem (see OECD, 2010). Nevertheless, the CBRC has already used its considerable “moral suasion” powers to force an increase in capital adequacy ratios, which reached an estimated average of 9 percent in the 14 domestic listed banks by 2010.

⁴⁰Basel III is the successor of ill fated Basel II, but now with risk-adjusted capital, leverage and liquidity standards of a (arguably) simpler, more strict and transparent nature.

⁴¹An example of those more informal exchange processes is provided by the regular Dialogues held by Directorate-General for Internal Market, the regulator of the financial markets in the European Union, with its Chinese counterparts (see http://ec.europa.eu/internal_market/ext-dimension/dialogues/index_en.htm). From a more formal point of view, the new sectoral agencies created in the post-crisis overhaul of the financial regulatory environment in the EU, the European Systemic Risk Board, the European Banking Authority and the European Securities and Markets Authority are institutionally mandated to engage in administrative agreements with third country authorities in the pursuit of their respective mandates, and contacts with their Chinese counterparts to that effect have already started.

countries. While developing countries have recently become more involved in international financial discussions,⁴² the agenda is still essentially set by high-income countries.⁴³ These international norms should be reviewed both for their relevance to China's financial system and for their implications for China's interactions with the global economy. The first issue does not present great difficulties, as the government has been successful in adapting norms to domestic circumstances.⁴⁴

The second issue may require further study. International prudential norms have changed in response to the vulnerabilities exposed by the financial crisis. These changes reflect a difficult trade-off (from the perspective of the advanced countries) between the desire for increased stability and the wish to avoid unduly reducing the efficiency benefits (and bank profits) generated from the use of sophisticated derivatives. China's view of this trade-off may differ from authorities in advanced countries. China's banks lack the technology and banking relationships required to sell these products, while China's economy suffered from the extreme volatility generated by the failure to properly regulate them. Thus, it may be in China's interest to promote a stricter regulation of derivatives than is currently envisioned.

For example, one difficult issue is the extent to which certain kinds of derivatives held by major financial institutions should be moved to central clearinghouses and subject to strict capital requirements. Establishing a single clearinghouse which spans a broad range of over-the-counter derivatives would be desirable to ensure adequate regulatory control. However, recent proposals that would reduce the capital threshold for a clearinghouse and exempt some over-the-counter derivatives from movement to clearinghouses would encourage a proliferation of clearinghouses and increase systemic risk (Singh 2011). China profits little from such sophisticated derivatives, and the most recent 5-year plan envisions little progress in easing restrictions on such trades. It would, therefore, be logical for China to push for aggressive measures to limit the risks from OTC derivatives. This is simply one illustration of the many technical issues where a developing country perspective would likely take a more conservative view of the trade-off between efficiency and risk in today's financial markets.

In short, as China becomes more integrated in the global financial system, the implications for China of external instability will rise. China should, thus, play an active role in promoting more stable financial sector regulation.

Official finance

One global issue where China is playing an increasingly important role is official development assistance (ODA). While China has provided financial assistance to developing countries since the 1950s, the size of its program and its importance for development in the poorest countries is increasing rapidly. China's program of financial assistance has provided substantial benefits to developing countries, in some respects through mechanisms that are superior to the programs of OECD countries. In the future, China could improve the effectiveness of its overseas development finance (and avoid the same mistakes that the advanced countries made in their aid

⁴² Developing countries are playing a more important role in discussions of international financial decisions through reliance on the G20 as the main body for international economic coordination and the expansion of the Financial Stability Board.

⁴³ Among other things, this agenda includes strengthened international governance, colleges of supervisors for cross-border banks, the expansion of the Financial Stability Board, better regulation of credit rating agencies and private pools of capital (hedge funds), improvements in accounting standards, standardization and increased resilience of credit derivative markets, principles for employee compensation, improved corporate governance and prudential supervision (including macro supervision), reducing evasion of standards through off-shore financial centers, and addressing the pro-cyclical nature of capital requirements.

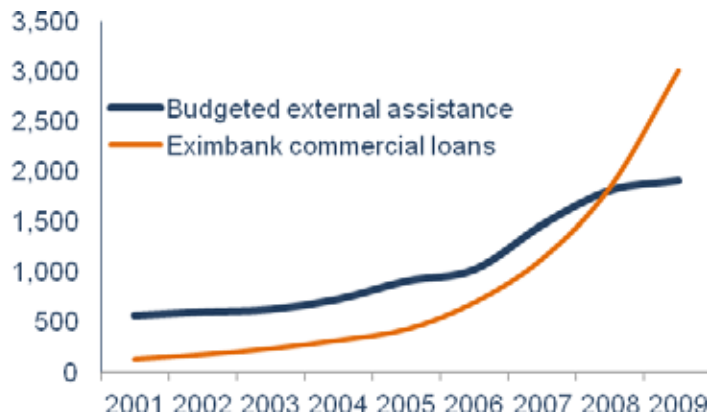
⁴⁴ As noted above, authorities pursued a somewhat selective implementation of Basel prudential norms during the past decade. And with the onset of the financial crisis CBRC statements signaled an implicit rejection of Basel II's market-based and self-regulatory approaches to capital adequacy standards.

programs) by exchanging information about policies and procedures with the OECD. At the same time, the OECD countries should consider integrating some aspects of China's overseas financing policies, including flexible application of debt-sustainability guidelines and steps to improve the efficiency of infrastructure projects, into their own programs. The government also should consider potential competitive responses by the advanced countries to China's growing export credit program.

China's official aid statistics differ from OECD's in classification

The recent publication of an official paper on China's foreign aid is a welcome step towards greater transparency (State Council 2011). However, the statistics provided in the paper generally follow the Chinese practice of providing cumulative totals of annual figures over many years (China's aid totaled RMB 256 billion by end-2009). Data on the government's annual expenditures on external assistance (published in the China Statistical Yearbook) show a sharp rise in concessional assistance, from a total of about \$0.7 billion in 2001 to almost \$5 billion in 2009 (figure 15). However, these figures cannot be directly compared with those reported as official development assistance by other major donors (see below). This is due to different classification of aid statistics between China and OECD countries, which is partly related to the differing features of aid policies and development experiences.

FIGURE 15 China official finance increased sharply in the past decade
(millions of US dollars)



Source: Originally from Brautigam (2009), as reported with modifications by author in Christensen (2010).

Both China and recipients have benefited from China's program of official finance

China's aid procedures are simple, allowing for quick implementation, as no policy conditions are attached. Most of the funds go to infrastructure and living standard enhancing projects such as roads, hospital, clean water projects, personnel training programs, etc, fostering economic and social development in the recipient country. The provision of finance has assisted China's efforts to improve strategic relationships with other developing countries, to foster trade and other business opportunities for Chinese firms, to improve access to key commodities, and to boost awareness and appreciation of China's political and economic system. Perhaps not as specific and detailed as required traditional donors, China's aid institutions do require evaluation of social and environmental impacts and the efficacy of the aid programs, which can be strengthened to ensure the quality and effectiveness of China's program and maximize developmental benefits for recipient countries.

China does not impose formal conditions for receiving finance

Unlike traditional donors, China does not systematically impose formal conditions concerning governance or economic policy. Indeed, a central principle of China's program is respect for the sovereignty of recipient governments and the refusal to become involved in their internal policies, although the government has on occasion vigorously expressed concerns about corruption and the possible diversion of its finance (Mold and others 2010). Embezzlement in China's official loans is limited by paying Chinese firms directly for building infrastructure (The Economist 2011). China provides very little direct budget support. China also has provided several rounds of substantial debt relief since 2000, but without linking debt relief to policy reforms. And China's loans to a few heavily-indebted poor countries (HIPC) have raised concerns of a renewal of debt problems.

China's policies are in some respects beneficial to recipients

China's provision of finance in different forms and with a different approach from the traditional donors can provide recipient countries with greater policy autonomy; they have an alternative source of funding if traditional donors' conditionality appears onerous or unproductive. China is willing to finance dams, power plants, stadiums and other government buildings—projects that traditional donors have largely stopped financing. China finances projects in countries without regard to political or governance concerns. China's lack of conditionality reduces the burden on government officials, as well as the delays and costs inherent in demonstrating compliance with conditionality. All of this can increase the attractiveness of Chinese finance for recipient governments.

China needs to be vigilant about corruptive behavior in its aid programs

Preventing corruptive behavior in China's aid program and ensuring effectiveness of aid will become increasingly important to maintain the real diplomatic benefits that China has garnered from its financial program. As China's program increases, examples of mismanagement and corruption may also rise. For example, China Eximbank's system of relying on Chinese companies to generate projects for financing by concessional loans can increase the risk of illicit payments or kickbacks. Concerns have been raised about a lack of attention to operations and maintenance costs in projects (Hanson 2009). Of course, cases of corruptions are sometimes found in traditional donors' programs. But China can impose more transparency as an important measure to tackle corruption in its aid programs. It is encouraging that China has signed and ratified the 2005 UN Convention Against Corruption, and recently followed through by making corrupt practices by Chinese companies overseas illegal under Chinese law. The challenge now will be effective enforcement.⁴⁵

China can learn from the failures and successes of traditional donors' development assistance

In some respects, for example heavy reliance on tied aid and lack of conditionality, China's policies can logically be seen as similar to the approaches by traditional donors. Official finance programs, including aid and export credits, initially were designed to expand diplomatic influence and commercial interests. Over time, however, some policies were modified to focus on development effectiveness and to adopt more cooperative approaches to the provision of official finance. This process, in part, responded to obvious aid failures and growing pressures from civil society. It also reflected the increasingly important institutional role played by the

⁴⁵ Brautigam 2011.

multilateral institutions, growing cooperation among bilateral aid agencies, the realization that competition among export credit agencies was counterproductive (from the standpoint of creditors), and more recently the need to achieve fair burden sharing in debt relief to the HIPC. Overall, global goals rose in importance compared to national and commercial goals. These changes are only partial, and donors' financing programs still often serve narrow interests, either that of the nation or specific firms. But the goals of promoting development effectiveness and financial cooperation have taken on more and more importance over time. For example, most Development Assistance Committee (DAC) countries have considerably reduced tied aid requirements to improve the effectiveness of competitive bidding in reducing costs. On average, only about 13 percent of DAC countries' ODA was tied to purchases in donor countries (Perroulaz and others 2010).⁴⁶ In contrast, projects financed by concessional loans from China Eximbank are required to give priority to Chinese suppliers for equipment, raw materials, technology and services procurement.⁴⁷ Because of their competitiveness, Chinese companies would likely still win most, if not all, contracts even if they were not formally tied.

As China's financial programs increase in size, the government will confront pressures to take on a similar perspective. Greater openness in China will increase the importance of civil society and their ability to lobby for policies that promote aid effectiveness. Higher levels of official finance will increase the importance of coordinating with other countries. And China's increased impact on recipient countries will inevitably generate pressures to improve effectiveness.

The government should focus on improvements in transparency and standards over the medium to long term

China is still a developing country and its aid policy should be more seen as South-South cooperation than as the unilateral aid provided by traditional donors. Therefore, China's classification and data gathering of its official aid is also quite different from those of the developed economies. Naturally, China's aid is now much more integrated in its trade policies and its own development strategy. However, as China transitions into a high-income economy, it is logical that its aid policy becomes more independent, with its own objectives and its own effectiveness measures.

Already now China has adopted higher technical and environmental standards in its aid programs and is paying more attention to the people's livelihood and natural environment in recipient countries.⁴⁸ However, increasing transparency and learning from the well established practice and experience of official aid programs of the developed economies, for example, hiring professional institutions for independent evaluation will be conducive to enhancing the quality and reputation of China's aid programs.

There are several concrete steps that the government could take as its aid program develops during the coming transition. First, the transparency can be improved. One possible way to enforce an improvement in transparency would be to report the country's official finance according to DAC categories, as 20 non-DAC donors do already (World Bank 2011) or

⁴⁶Note, however, that these figures exclude aid related to technical cooperation and administrative assistance (which often are tied), and thus probably underestimate tied aid levels. Also, research shows that even when OECD aid is untied, donor country firms still win the vast majority of contracts. Source: William Nichol and Ann Gordon, "Implementing the 2001 DAC Recommendation on Untying Aid: 2010–2011 Review," Development Co-Operation Directorate, DCD/DAC(2011)4/REV1, OECD, Paris March 14, 2011 <http://www.oecd.org/officialdocuments/publicdisplaydocumentpdf/?cote=DCD/DAC%282011%294/REV1&docLanguage=En> [accessed May 14, 2010].

⁴⁷China Eximbank website.

⁴⁸We need to distinguish between technical and environmental standards adopted in overseas business ventures by Chinese enterprise and those adopted in official aid programs, which are normally higher than the former.

according to alternative categories that are consistent with an independent aid flows.⁴⁹ Collecting this data in a systematic way could also improve the government's monitoring of its financing program. Second, the government could introduce independent evaluations of projects or country programs. This would impose a useful discipline on officials responsible for projects, and the lessons learned would ultimately improve program effectiveness. At the same time, integrating research on the impact of projects into project design would force officials to be explicit about the goals of projects and provide invaluable information on project results.

The issue of conditionality in projects raises thornier issues. On the one hand, the lack of conditionality in Chinese projects means that they can be implemented more rapidly, more cheaply, and with less of a burden on government officials than projects undertaken by traditional donors. On the other hand, from the angle of traditional donors, the lack of conditions raises the risk of undesirable consequences. The challenge is to take side-effects of aid projects into account, while avoiding excessive interference in recipient government policies. Finding the right strategy is not straightforward. Many traditional donors still provide aid to countries where governance has been sharply criticized (witness the rise in US assistance to Iraq and Afghanistan over the past decade). Nevertheless, many studies have shown that aid is more effective in an overall environment of good governance.

Rising official finance may require greater global coordination

As China becomes a more significant source of concessional assistance, efforts to improve coordination with other donors will become more important. This will require adjustments in the aid programs of both China and the traditional donors. Extension of current initiatives, such as the dialogue initiated with the British Department for International Development and the collaborative workshop with the Australian government on aid to the Pacific Islands, and new initiatives would be a useful vehicle for learning and for considering proposals for improved coordination between China, traditional donors and recipient countries.

As its size and influence expands, China's official finance should take more factors into consideration

The rapid growth of China's overseas finance implies that China will increasingly be responsible for financial flows that are large relative to the size of some recipients' economies. To ensure the continuing effectiveness of its economic cooperation, it will be necessary to take into account broader considerations than simply the quality of specific projects. The government will have to pay attention to whether project allocation across the economy is sensible, whether the government's resources devoted to operations and maintenance are adequate, and whether the recipient is adequately coping with potential macroeconomic implications of large inflows of finance (Christensen 2010).

⁴⁹This would require presenting China's aid according to DAC definitions, which differ somewhat from China's. For example, China does not count scholarships as aid, while DAC does; China includes military assistance in its external assistance budget, but DAC excludes military assistance from ODA; China does not count debt relief as aid, while DAC does include debt relief on non-concessional loans; and China includes only the interest subsidy in concessional loans as aid, while DAC includes the face value as ODA while deducting repayments in subsequent years (Brautigam 2010).

References

- Allen, F., Qian, J., Qian, M. and Zhao, M, "A Review of China's Financial System and Initiatives for the Future", mimeo, 2008.
- Anderson, Robert D., Philippe Pelletier, Kodjo Osei-Lah and Anna Caroline Müller. 2011. "Assessing the Value of Future Accessions to the WTO Agreement on Government Procurement (GPA): Some New Data Sources, Provisional Estimates, and an Evaluative Framework for Individual WTO Members Considering Accession." World Trade Organization Secretariat. Geneva. <http://www.unescap.org/tid/projects/procure2011-docIII.pdf>
- Anuitti-Neto, Francisco, Milton Barroso-Filho, A. Gledson De Carvalho, Roberto Bras Matos Macedo. 2003. "Costs and Benefits of Privatization: Evidence from Brazil." Inter-American Development Bank Working Paper 164. Washington, D.C.
- Arnold, Jens Matthias Matthias, Beata Smarzynska Javorcik and Aaditya Mattoo. 2007. "Does Services Liberalization Benefit Manufacturing Firms? Evidence from the Czech Republic." World Bank Policy Research Working Paper No. 4109. Available at SSRN: <http://ssrn.com/abstract=956489>
- Bakker, Age and Bryan Chapple. 2002. Advanced Country Experiences with Capital Account Liberalization. International Monetary Fund. Washington, D.C.
- Barajas, Adolfo, Roberto Steiner, and Natalia Salazar. 2000. "Foreign Investment in Colombia's Financial Sector." IMF Working Paper No. 99/150. Available at SSRN: <http://ssrn.com/abstract=218069> or doi:10.2139/ssrn.218069
- Berger, Axel. 2008a. "China and the Global Governance of Foreign Direct Investment: The Emerging Liberal Bilateral Investment Treaty Approach." German Development Institute Discussion Paper 10/2008. Bonn.
- Berger, Axel. 2008b. "China's new bilateral investment treaty program: Substance, rational and implications for international investment law making." Paper prepared for the American Society of International Economic Law Interest Group 2008 conference in Washington D.C. November 14–15.
- Berger, Axel, Matthias Busse, Peter Nunnemkamp, and Martin Roy. 2010. "Do Trade and Investment Agreements Lead to More FDI? Accounting for Key Provisions Inside the Black Box." Kiel Institute for the World Economy Working Paper No. 1647. Kiel, Germany.
- BIS. 2010. Triennial Central Bank Survey. Bank for International Settlements. Basel.
- Bosshard, Peter. 2008. "China's Environmental Footprint in Africa." School for Advanced International Studies Working Papers in African Studies 01–08. Johns Hopkins University. Washington, D.C.
- Brautigam, Deborah. 2009. *The Dragon's Gift*. Oxford University Press.
- . 2010. "China, Africa and the International Aid Architecture." African Development Bank Group Working Paper Series No. 107. April.
- . 2011. "Origin of China's New Anti-Corruption Law." March 22. <http://www.chinaafricarealstory.com/2011/03/origins-of-chinas-new-anti-corruption.html>
- Brightbill, Timothy C., Alan Price, Christopher Weld, Charles Capito, and Robert E. Morgan. 2008. "Raw Deal: How Governmental Trade Barriers and Subsidies are Distorting Global Trade in Raw Materials." Wiley Rein LLP. Washington, D.C.
- Bown, Chad. 2007. "China's WTO Entry: Antidumping, Safeguards, and Dispute Settlement." National Bureau of Economic Research Working Paper 13349. Cambridge, Mass.
- . 2010. "Taking Stock of Antidumping, Safeguards, and Countervailing Duties, 1990–2009." World Bank Policy Research Working Paper 5436. Washington, D.C.
- Cheung, Yin-Wong and Xing Wang Qian. 2009. "The Empirics of China's Outward Foreign Direct Investment." Hong Kong Institute for Monetary Research Working paper 17/2009. Hong Kong, China.
- Christensen, Benedicte Vibe. 2010. "China in Africa: A Macroeconomic Perspective." Center for Global Development Working Paper 230. Washington, D.C. www.cgdev.org.
- Christie, Virginia, Brad Mitchell, David Orsmond, and Marileze van Zyl. 2011. "The Iron Ore, Coal and Gas Sectors." Reserve Bank of Australia Bulletin. March. pp. 1–8.
- Claessens, Stijn, Asli Demirguc-Kunt and Harry Huizinga. 2000. "How does foreign entry affect domestic banking markets?" Mimeo. <http://siteresources.worldbank.org/DEC/Resources/84797-1114437274304/final.pdf>

- Claessens, Stijn and Jong-Kun Lee. 2003. "Foreign Banks in Low-Income Countries: Recent Development and Impacts." In *Globalization and National Financial Systems*. James Hanson, Patrick Honohan, and Giovanni Majnoni, eds. Washington, DC: The World Bank.
- Congyan, Cai. 2009. "China-US BIT negotiations and the Future of the Investment Treaty Regime: A Grand Bilateral Bargain with Multilateral Implications." *Journal of International Economic Law*. 12(2):457–506.
- Coxhead, Ian, and Sisira Jayasuriya. 2010. "The rise of China and India and the commodity boom: economic and environmental implications for low-income countries". *The World Economy*. 33(4):525–551.
- Crystal, Jonathan. 2009. "Sovereignty, Bargaining, and the International Regulation of Foreign Direct Investment." *Global Society*. 23:3(225–243).
- Cull, Robert, Laura D'Amato, Andrea Molinari, and George Clarke. 2000. "The Effect of Foreign Entry on Argentina's Domestic Banking Sector." World Bank Policy Working Paper 2158.
- Davies, Ken. 2010. "Outward FDI from China and its policy context." Columbia FDI Profiles. Vale Columbia Center on Sustainable International Investment. New York.
- Dincer, Nergiz N. and Barry Eichengreen. 2006. "Central Bank Transparency: Where, Why and With What Effects?" National Bureau of Economic Research Working Paper 13003. Cambridge, Mass.
- Dobson, Wendy and Paul R. Masson. 2009. "Will the RMB become a world currency?" *China Economic Review*. 20:124–135.
- Durkin, Thomas. 2011. Comment on website. <http://www.chinaafricarealstory.com/2011/01/has-chinas-export-financing-met-its.html>
- The Economist. 2011. "Africa in China." April 20th.
- Economist Intelligence Unit. 2010. "Evaluating a Potential US-China Bilateral Investment Treaty: Background, Context and Implications." Cornell University ILR School. Ithaca, New York.
- Eichengreen, Barry. 2010. "The Renminbi as an International Currency." Mimeo. http://www.econ.berkeley.edu/~eichengr/renminbi_international_1-2011.pdf
- Fink, Carsten, Aaditya Mattoo, and Randeep Rathindran. 2002. "An Assessment of Telecommunications Reform in Developing Countries." World Bank Policy Research Working Paper 2909.
- Fung, K. C., Alicia García-Herrero, and Alan Siu. 2009. "A Comparative Empirical Examination of Outward Direct Investment from Four Asian Economies: China, Japan, Republic of Korea and Taiwan." Workshop on Outward FDI from Developing Asia, July 21. BBVA Working Paper No. 0924. Available at SSRN: <http://ssrn.com/abstract=1471776>
- Gallagher, Mary E. 2005. "China in 2004: Stability Above All." *Asian Survey* 45(1):21–32.
- Gamberoni, E. and Newfarmer, R. 2008. "Export prohibitions and restrictions." Mimeo, World Bank, May 6, Washington, DC.
- Goldstein, Morris and Nicholas Lardy. 2006. "China's Exchange Rate Policy Dilemma." *The American Economic Review*. 96(2):422–426.
- Guerin, Emmanuel. 2008. "Chinese assistance to Africa: characterization and position regarding the global governance of development aid." Institut du développement durable et des relations internationales. Paris. www.iddri.org
- Haber, Stephen., and Aldo Musacchio. 2005. *Foreign Banks and the Mexican Banking System, 1997–2004*. Harvard Business School. http://books.google.com/books/about/Foreign_banks_and_the_Mexican_economy_19.html?id=jHf9GgAACAAJ
- Hanson, Fergus. 2009. "China: Stumbling through the Pacific." Lowy Institute for International Policy Brief. July. <http://www.lowyinstitute.org/Publication.asp?pid=1084>
- He, Wei and Marjorie A. Lyles. 2008. "China's outward foreign direct investment." Kelley School of Business. Indiana University.
- He, Doong and Robert N. McCauley. 2010. "Offshore Markets for the Domestic Currency: Monetary and Financial Stability Issues." Hong Kong Monetary Authority Working Paper 02/2010. March.
- Hoekman, Bernard and Kamal Saggi. 2000. "Assessing the Case for Extending WTO Disciplines on Investment-Related Policies." *Journal of Economic Integration*. 15(4):629–653.
- Huang, Haizhou and Shulin Wang. 2004. "Exchange Rate Regime: China's Experience and Choices." *China Economic Review*. 15(3):336–342.
- IMF. 2011. "People's Republic of China Article IV Consultation." International Monetary Fund Country Report No. 11/192. <http://www.imf.org/external/pubs/ft/scr/2011/cr11192.pdf>

- Jaeger, Markus. 2010. "Yuan as a Reserve Currency: Likely Prospects & Possible Implications." Deutsche Bank Research. http://www.dbresearch.eu/PROD/DBR_INTERNET_EN-PROD/PROD000000000260162.PDF
- Javorcik, Beata Smarzynska, Wolfgang Keller and James R. Tybout. 2006. "Openness and Industrial Responses in a Wal-Mart World: A Case Study of Mexican Soaps, Detergents and Surfactant Producers," NBER Working Papers 12457, National Bureau of Economic Research, Inc.
- Kagwanja, Peter. 2009. "China's Hard Power in Africa: The Beijing Consensus and African Security." Africa Policy Institute Working Paper Series 2/2009. <http://www.africapi.org/siteimages/THE%20NEW%20BEIJING%20CONSENSUS%20AND%20AFRICA'S%20SECURITY%202010.pdf>
- Kolstad, Ivar and Arne Wiig. 2008. "What Determines Chinese Outward FDI?" Paper presented at Research for Regional Integration and Development Annual Conference. South Africa. November 18–19.
- LaFraniere, Sharon and John Grobler. 2009. "China Spreads Aid in Africa, With a Catch." New York Times. September 22.
- Lee, Jong-Wha. 2010. "Will the Renminbi Emerge as an International Reserve Currency?" Asian Development Bank. <http://aric.adb.org/grs/papers/Lee.pdf>
- Luo, Yadong, Qiuzhi Xue, and Binjie Han. 2010. "How emerging market governments promote outward FDI: Experience from China." *Journal of World Business*. 45:68–79.
- Makin, John H. 2011. "Can China's Currency Go Global?" American Enterprise Institute for Public Policy Research Economic Outlook. February.
- Marchetti, Juan A. and Martin Roy. 2009. *Opening Markets for Trade in Services*. Cambridge University Press.
- Mattoo, Aaditya and Arvind Subramanian. Forthcoming. "China and the World Trading System." The World Bank.
- McKay, Huw, Yu Sheng, and Ligang Song. 2010. "China's metal intensity in comparative perspective." In *China: The Next Twenty Years of Reform and Development*, Ross Garnaut, Jane Golley and Ligang Song, eds. Australian National University E Press.
- McKinsey. 2003. "Multinational Company Investment: Impact on Developing Economies." <http://earthmind.net/fdi/misc/mckinsey-fdi-impact.pdf>
- Meltzer, Alan H. 1986. "Monetary and Exchange Rate Regimes: A Comparison of Japan and the United States." *Cato Journal*. 6(2):667–683.
- Mold, Andrew, Annalisa Prizzon, Emmanuel Frot, and Javier santiso. 2010. "Aid Flows in Times of Crisis." Presented at the Conference on Development Cooperation in Times of Crisis and on Achieving the MDGs. June 9–10. Madrid.
- Morck, Randall, Bernard Yeung, and Minyuan Zhao. 2007. "Perspectives on China's Outward Foreign Direct Investment." Mimeo.
- Norton, Seth W. 1992. "Transactions Costs, Telecommunications, and the Microeconomics of Macroeconomic Growth." *Economic Development and Cultural Change*. 41(1):175–196.
- Nunnenkamp, Peter and Manoj Pant. 2003. "Why the Economic Case for a Multilateral Agreement on Investment is Weak." EU-India Network on Trade and Development. Jaipur, India.
- OECD. 2010. "Economic Surveys: China", 2010/6, Paris, France.
- Penholt, Gernot. 2007. "The Political Economy of China's Aid Policy in Africa." JENA Economic Research Papers. No. 2007-051. Friedrich-Schiller University and Max Planck Institute of Economics, Jena, Germany.
- Perroulaz, Gérard, Claudie Fioroni and Gilles Carbonnier. 2010. "Trends and Issues in International Development Cooperation" The Graduate Institute, Geneva. International Development Policy Series. <http://poldev.revues.org/142?lang=en>
- Price Waterhouse Coopers. 2011. "You Can't Always Get What You Want: Global Mining Deals 2010." March. http://www.pwc.com/en_GX/gx/mining/mergers-acquisitions/pdf/mining-deals-2010-annual-review.pdf
- Pristin, Terry. 2005. "Commercial Real Estate; Echoes of the 80s: Japanese Return to the U.S. Market." New York Times. January 26.
- Reuters. 2011. "Factbox: China's Decade in the WTO." November 29. <http://news.yahoo.com/factbox-chinas-decade-wto-055550276.html>

- Roller, Lars-Hendrik and Leonard Waverman, 2001. "Telecommunications Infrastructure and Economic Development: A Simultaneous Approach," *American Economic Review*, 91(4): 909–923, September.
- Salidjanova, Nargiza. 2011. "Going Out: An Overview of China's Outward Foreign Direct Investment." US-China Economic and Security Review Commission Staff Research Report. March 30.
- Schultz, Heiner. 2006. "Foreign Banks in Mexico: New Conquistadors or Agents of Change?" University of Pennsylvania. <http://www.stanford.edu/group/SITE/Web%20Session%201/schulz.pdf>
- Singh, Manmohan. 2011. "Making OTC Derivatives Safe—A Fresh Look." IMF Working Paper 11/66. International Monetary Fund. Washington, D.C.
- Subacchi, Paola. 2010. "One Currency, Two Systems': China's RMB Strategy." Chatham House International Economics Briefing Paper 2010/01. United Kingdom.
- UNCTAD. 2004. *World Investment Report: The Shift Towards Services*. United Nations New York and Geneva.
- Van der Linden, Rene W. H. 2010. "The nature of China's exchange rate regime and the potential impact on its financial system." Paper presented at the yearly Wolpertinger Conference of the European Association of University Teachers of Banking and Finance at the Bangor University, Wales, UK, September, 8–10.
- Walter, Andrew. 2010. "Global regulatory norms after the crisis: The case of China and Basel standards." Prepared for Dublin 2010-ECPR "Conference "Regulation in the Age of Crisis." Dublin. June 17–19.
- Woods, Ngaire. 2008. "Whose aid? Whose influence? China, emerging donors and the silent revolution in development assistance." *International Affairs*. 84(6):1205–1221.
- World Bank. 2004. *World Development Report: A Better Investment Climate for All*. Washington, D.C.
- . 2008. "Liberalization of Trade in Financial Services: Lessons from Latin America and the Caribbean." *Trade Issues in East Asia, China Focus*. January. East Asia and Pacific Region.
- . 2009. *Global Economic Prospects: Commodities at the Crossroads*. Washington, D.C.
- . 2010. *China's New Trade Issues in the Post-WTO Accession Era*.
- . 2011. *Global Monitoring Report: Improving the Odds of Achieving the MDGs*.
- WTO. 2011. *World Trade Report 2011*. World Trade Organization. Geneva.
- Wu, Friedrich, Rongfang Pan, and Di Wang. 2010. "Renminbi's Potential to become a Global Currency." *China and World Economy*. 18(1):63–81.
- Wyplosz, Charles. 1999. "Financial Restraints and Liberalization in Postwar Europe." Centre for Economic Policy Research Discussion Paper 2253. London.
- Xiao, Jun. 2010. "The ASEAN-China Investment Agreement: A Regionalization of Chinese New BITs." Paper presented at Second Biennial global Conference July 8–10, 2010. University of Barcelona.
- Xu, Jodi. 2009. "Rio Tinto-Chinalco: China is not Amused." *The Wall Street Journal Blogs*. June 4.
- Yiping, Huang. 2010. "RMB Policy and the Global Currency System." China Center for Economic Research Working Paper 2010–03. Peking University.
- Yongding, Yu. 2009. "The Management of Cross-Border Capital Controls and Macroeconomic Stability in China." Third World Network. Penang, Malaysia.
- Zhou, Xiaochuan, 2005. "China's corporate bond market development: lessons learned." BIS Papers No. 26. www.bis.org.